

FIRST SPONSOR GROUP LIMITED
ANNUAL REPORT 2022



— Artist's impression of
Dreeftoren
Amsterdam Southeast, the Netherlands

CONTENTS

COMPANY HIGHLIGHTS

01

OUR PRESENCE

05

FINANCIAL HIGHLIGHTS

11

CHAIRMAN'S STATEMENT

21

RECENT MILESTONES

23

BOARD OF DIRECTORS

25

SENIOR MANAGEMENT

27

ABOUT US

28

CORPORATE STRUCTURE

29

CORPORATE DIRECTORY

31

FINANCIAL REVIEW

35

MAJOR PROPERTIES

47

SUSTAINABILITY REPORT

65

CORPORATE GOVERNANCE

108

USE OF PROCEEDS FROM THE
EXERCISE OF WARRANTS

112

REPORTS AND FINANCIAL
STATEMENTS

219

STATISTICS OF ORDINARY
SHAREHOLDING

222

ADDITIONAL INFORMATION ON
DIRECTORS SEEKING
RE-ELECTION

COMPANY HIGHLIGHTS

REVENUE

S\$**427.5M**

↓ 27.4% YoY from
S\$589.2 m

NET PROFIT

S\$**131.3M**

↑ 8.1% YoY from
S\$121.5 m

INVESTMENT PROPERTIES

183,231
sq m

DEVELOPMENT PROPERTIES UNDER DEVELOPMENT

2,408,269
sq m

TOTAL ASSETS

S\$**4,338.1M**

↑ 0.8% YoY from
S\$4,303.5 m

DIVIDENDS

3.80 Cents

↑ 10.1% YoY from
3.45 cents

HOTELS

2,791
rooms

OUR PRESENCE

GERMANY

PROPERTY HOLDING

HOTEL

Bilderberg Bellevue Hotel Dresden
Dresden

INVESTMENT PROPERTY

Le Méridien Frankfurt
Frankfurt

PROPERTY FINANCING

THE NETHERLANDS

PROPERTY DEVELOPMENT

Dreeftoren Redevelopment
Amsterdam

Meerparc
Amsterdam

Prins Hendrikkade
Amsterdam

PROPERTY HOLDING

INVESTMENT PROPERTIES

Arena Towers (Holiday Inn Amsterdam and Holiday Inn Express Amsterdam hotels)
Amsterdam

Berg & Bosch
Bilthoven

Herengracht 21
The Hague

Mondriaan Tower
Amsterdam

Munthof
Amsterdam

Oliphant
Amsterdam

Zuiderhof I
Amsterdam

HOTELS

Hampton by Hilton Utrecht
Centraal Station & Crowne Plaza
Utrecht Centraal Station
Utrecht

Hilton Rotterdam
Rotterdam

Bilderberg Château Holtmühle
Tegelen

Bilderberg Europa Hotel Scheveningen
The Hague

PROPERTY FINANCING



ITALY

PROPERTY HOLDING

HOTEL

Bare shell hotel formerly known as Grand Hotel Puccini
Milan

Bilderberg Garden Hotel Amsterdam
Amsterdam

Bilderberg Grand Hotel Wientjes
Zwolle

Bilderberg Hotel De Bovenste Molen
Venlo

Bilderberg Hotel De Keizerskroon
Apeldoorn

Bilderberg Hotel 't Speulderbos
Garderen

Bilderberg Kasteel Vaalsbroek
Vaals

Bilderberg Parkhotel Rotterdam
Rotterdam

Bilderberg Résidence Groot Heideborgh
Garderen

Hotel de Bilderberg
Oosterbeek

OUR PRESENCE



CHENGDU, SICHUAN PROVINCE

PROPERTY DEVELOPMENT

Millennium Waterfront

PROPERTY HOLDING

HOTELS

Crowne Plaza Chengdu Wenjiang Hotel
and Holiday Inn Express Chengdu
Wenjiang Hotspring Hotel

PROPERTY FINANCING



SHANGHAI

PROPERTY HOLDING

PROPERTY FINANCING

INVESTMENT PROPERTY

FS Han Mai Mall



GREATER BAY AREA

PROPERTY DEVELOPMENT

Dongguan

Central Mansion
Cuilong Bay
East Sun Portfolio
Fenggang Project
Kingsman Residence
Luwan Garden
Oasis Mansion
Skyline Garden
The Brilliance
The Pinnacle
Time Zone

Guangzhou

Primus Bay

PROPERTY HOLDING

INVESTMENT PROPERTIES

East Sun Portfolio
Dongguan

PROPERTY FINANCING



SYDNEY

PROPERTY DEVELOPMENT

City Tattersalls Club Project

PROPERTY FINANCING

OUR THREE KEY OPERATING SEGMENTS

PROPERTY DEVELOPMENT

Residential and commercial property developments in the PRC, specifically Chengdu, Dongguan and Guangzhou.

Residential and commercial property developments in the Netherlands and Australia.

PROPERTY HOLDING

Hotel ownership and operations as well as investment properties held for rental income, primarily in the PRC, the Netherlands, Germany and Italy.

We plan to build our portfolio to generate a stable stream of recurrent income and future capital gain.

PROPERTY FINANCING

Loan arrangements primarily in the PRC (including via entrusted loans), the Netherlands, Germany and Australia.





Artist's impression of
The Brilliance,
Dongguan, PRC

FINANCIAL HIGHLIGHTS

YEAR	2015	2016	2017	2018
	(\$'m)	(\$'m)	(\$'m)	(\$'m)
(A) Consolidated Statement of Profit or Loss				
Property development	165.4	162.1	308.1	139.4
Property holding ⁽¹⁾	14.1	18.9	28.5	55.7
Property financing	36.3	18.1	47.8	82.3
Revenue	215.8	199.1	384.4	277.4
Property development	46.3	20.8	98.6	65.7
Property holding ⁽¹⁾	10.9	15.2	11.4	22.0
Property financing	36.2	15.8	43.0	73.8
Gross profit	93.4	51.8	153.0	161.5
Profit before tax	91.0	118.4	121.2	144.5
Net profit attributable to equity holders of the Company	67.4	113.1	88.3	113.0
Distributions of perpetual convertible capital securities	-	-	-	4.5
(B) Consolidated Statement of Financial Position				
Cash and cash equivalents	112.0	280.6	319.3	125.7
Other investments (current) ⁽²⁾	-	-	38.9	39.3
Net debt ⁽³⁾	368.8	81.3	261.7	530.7
Total assets	1,800.8	1,796.1	2,106.5	2,381.8
Equity attributable to owners of the Company	974.7	1,024.6	1,080.2	1,150.5
Perpetual convertible capital securities	-	-	-	161.3
Total equity	978.1	1,029.7	1,086.9	1,323.5
(C) Ratio Analysis				
Net gearing ratio ⁽⁴⁾	0.38	0.08	0.24	0.40
Return on equity ⁽⁵⁾	7.2%	11.3%	8.4%	9.4%
(D) Per Ordinary Share				
Net asset value (cents) ⁽⁶⁾	165.26	173.71	183.13	202.21
Adjusted net asset value (cents) ⁽⁷⁾	165.26	173.71	183.13	164.81
Basic earnings (cents) ⁽⁸⁾	10.38 ⁽⁹⁾	17.43 ⁽⁹⁾	13.61 ⁽⁹⁾	16.72
Diluted earnings (cents)	10.38 ⁽⁹⁾	17.43 ⁽⁹⁾	13.61 ⁽⁹⁾	15.02
Dividends (tax-exempt (one-tier))				
- first interim ordinary dividend (cents)	0.70	1.00	1.00	1.00
- second interim ordinary dividend (cents)	-	-	-	-
- final ordinary dividend (cents)	1.00	1.00	1.20	1.30
- total dividends (cents)	1.70	2.00	2.20	2.30

FINANCIAL HIGHLIGHTS

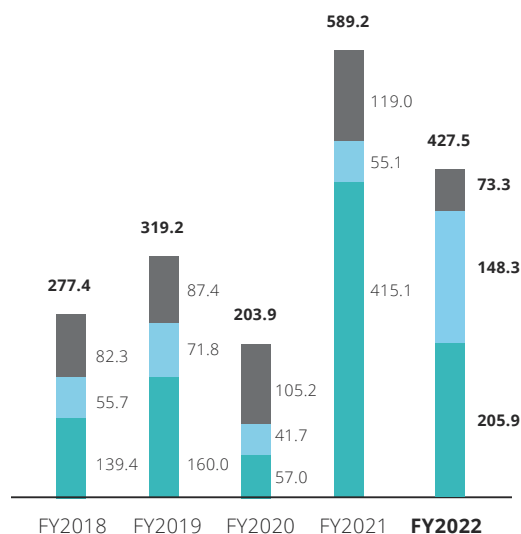
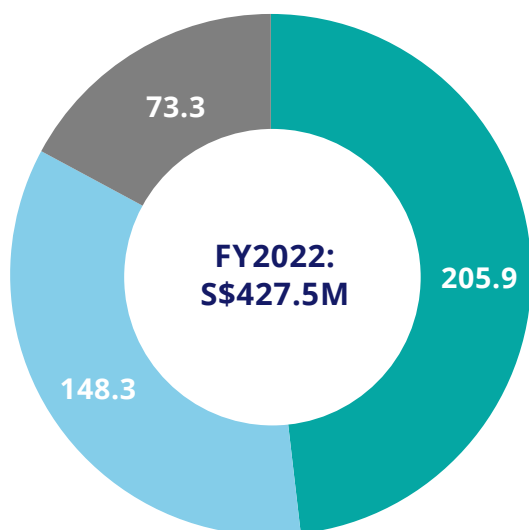
2019	2020	2021	2022
(\$'m)	(\$'m)	(\$'m)	(\$'m)
160.0	57.0	415.1	205.9
71.8	41.7	55.1	148.3
87.4	105.2	119.0	73.3
319.2	203.9	589.2	427.5
78.8	64.9	119.2	90.8
30.5	9.1	16.1	56.9
79.7	97.9	106.0	58.4
189.0	171.9	241.3	206.1
194.2	125.6	202.6	195.7
167.1	103.2	121.5	131.3
3.5	3.0	-	-
313.4	476.3	343.9	270.3
-	-	-	-
315.5	271.3	756.2	748.5
2,760.5	3,424.6	4,303.5	4,338.1
1,421.9	1,671.1	1,863.1	1,810.3
146.5	-	-	-
1,598.6	1,747.3	1,978.9	1,926.0
0.20	0.16	0.38	0.39
11.6%	6.4%	6.9%	7.1%
197.27	183.05	202.39	195.95
165.16	162.75	176.60	172.35
21.64	11.97	13.26	14.21
17.12	8.87	9.16	9.90
1.10	1.10	1.10	1.10
-	2.00	2.35	-
1.60	-	-	2.70
2.70	3.10	3.45	3.80

Notes:

- (1) Property holding represents property investment and hotel operations.
- (2) Other investments (current) relate to principal-guaranteed structured deposits placed with financial institutions.
- (3) Net debt = gross borrowings less cash and cash equivalents less other investments (current) as defined in (2) above.
- (4) Net gearing ratio is net debt divided by total equity including non-controlling interests and perpetual convertible capital securities ("PCCS") where applicable.
- (5) Computed based on the net profit attributable to equity holders of the Company divided by the simple average equity attributable to owners of the Company (including PCCS where applicable, but excluding non-controlling interests).
- (6) Computed based on the equity attributable to owners of the Company (including PCCS where applicable, but excluding non-controlling interests) and the number of ordinary shares in issue (excluding treasury shares) as at the end of each respective financial year.
- (7) Computed based on net asset value per share adjusted for the full conversion of PCCS and exercise of all warrants to ordinary shares where applicable.
- (8) Computed based on the net profit attributable to equity holders of the Company and the weighted average number of ordinary shares for the respective financial year. The weighted average number of ordinary shares excluded 307,682 shares in the Company held by a subsidiary since August 2018 which are accounted for as treasury shares in the consolidated financial statements of the Group in accordance with IAS32 *Financial Instruments: Presentation*.
- (9) For comparative purposes, the number of ordinary shares for the prior years have been adjusted to include the effect of the issue of one bonus share for every ten (10) existing ordinary shares in April 2018.

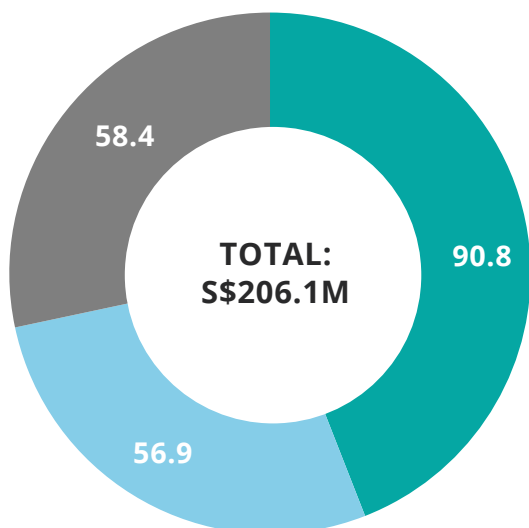
FINANCIAL HIGHLIGHTS

REVENUE BY SEGMENT (S\$'M)

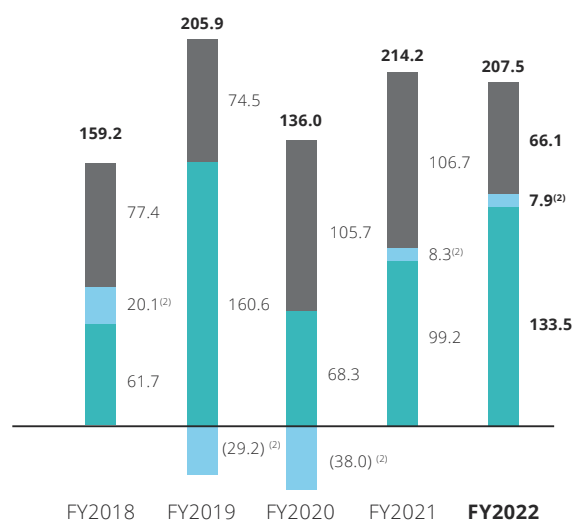


■ PROPERTY DEVELOPMENT
 ■ PROPERTY HOLDING
 ■ PROPERTY FINANCING

FY2022 GROSS PROFIT BY SEGMENT (S\$'M)



SEGMENT PROFIT BEFORE TAX ⁽¹⁾ (S\$'M)



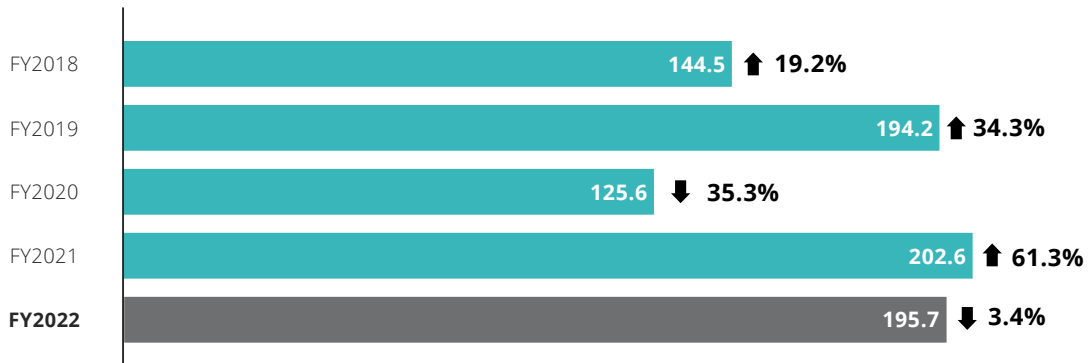
■ PROPERTY DEVELOPMENT
 ■ PROPERTY HOLDING
 ■ PROPERTY FINANCING

⁽¹⁾ This is excluding unallocated expenses of S\$11.8m (FY2021: S\$11.6m; FY2020: S\$10.4m; FY2019: S\$11.7m and FY2018: S\$14.7m).

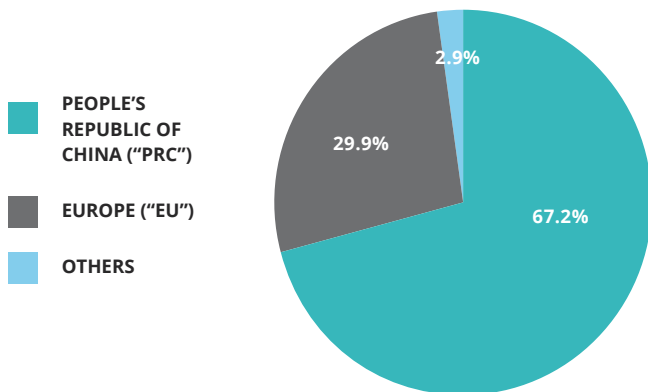
⁽²⁾ This is net of impairment charge, depreciation charge, hotel pre-opening expenses and base stocks written off, and property, plant and equipment written off, where applicable, amounting to S\$59.6m for FY2022 in aggregate (FY2021: S\$27.5m; FY2020: S\$16.2m; FY2019: S\$56.8m and FY2018: S\$19.9m).

FINANCIAL HIGHLIGHTS

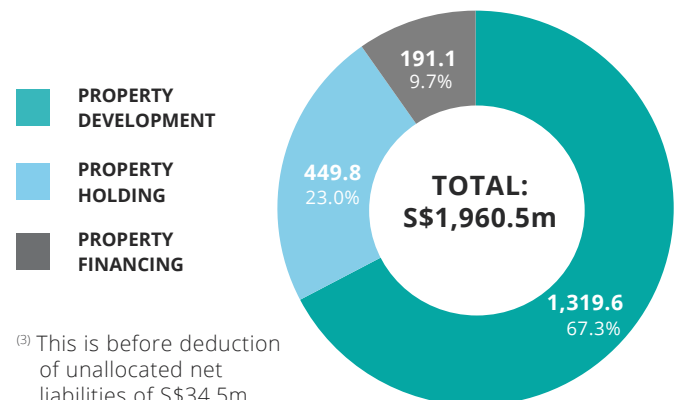
PROFIT BEFORE TAX (S\$'M)



TOTAL ASSETS – BY GEOGRAPHICAL SEGMENT AS AT 31 DECEMBER 2022 TOTAL ASSETS: S\$4,338.1M

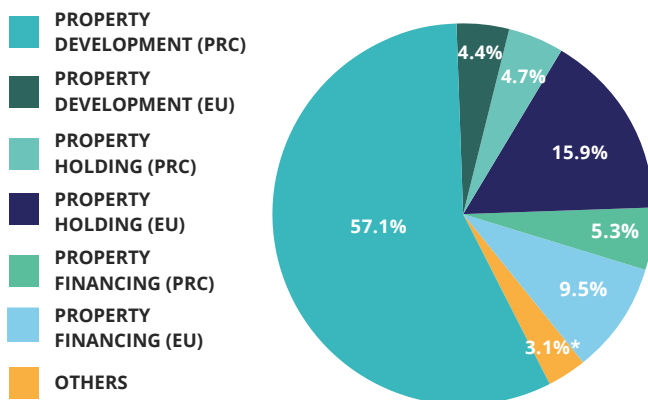


NET ASSETS BY SEGMENT AS AT 31 DECEMBER 2022 ⁽³⁾ (S\$'M)



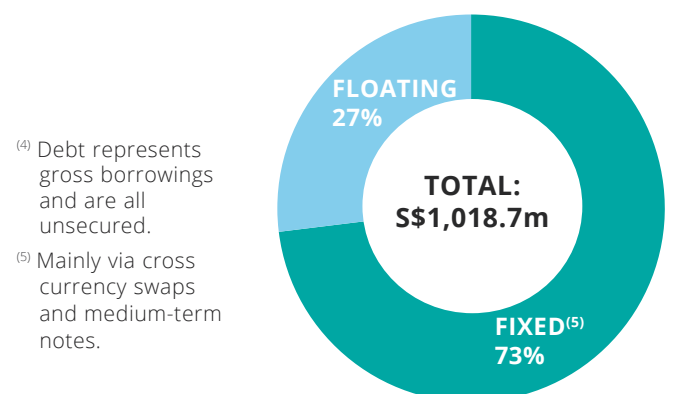
⁽³⁾ This is before deduction of unallocated net liabilities of S\$34.5m.

TOTAL ASSETS – BY BUSINESS SEGMENT AS AT 31 DECEMBER 2022



* Includes property development/property financing (Australia) and tax related items (EU/PRC/Singapore).

DEBT ⁽⁴⁾ COMPOSITION - FIXED VS FLOATING RATE AS AT 31 DECEMBER 2022



⁽⁴⁾ Debt represents gross borrowings and are all unsecured.

⁽⁵⁾ Mainly via cross currency swaps and medium-term notes.



Artist's impression of
Oasis Mansion,
Dongguan, PRC



CHAIRMAN'S STATEMENT

Dear Shareholders,

The past year has witnessed the destabilisation of the global business environment and economic outlook by volatile energy prices, rising interest rates and geopolitical tensions. Despite this, I am happy to report that First Sponsor has navigated through this difficult period to achieve an annual net profit of S\$131.3 million for FY2022, an 8.1% growth from the previous year. This is the second highest annual net profit recorded by the Group since its inception.

In consideration of the Group's financial performance, the Board has recommended a final tax-exempt (one-tier) cash dividend of 2.70 Singapore cents per share. If approved, the total dividend declared for FY2022 will be 3.80 Singapore cents per share, which is the Group's highest dividend payout and 10.1% higher than that of FY2021. The Board is cautiously optimistic of our recovery post-Covid-19 and will continue to work towards a stable dividend payout with a steady growth when appropriate, subject to the successful implementation of the Group's business strategy and prevailing market conditions.

The Group's key focus in FY2022 was the further expansion of its footprint in the Greater Bay Area ("GBA"), having invested about S\$656 million to acquire four Dongguan development land plots either on its own or with joint venture partners. As a result of the record purchase of development land plots in FY2022, the Group will see a record number of development projects under pre-sale in FY2023. The sporadic Covid-19 related lockdowns in Dongguan, Guangzhou and Chengdu during FY2022 adversely affected the pre-sales of the Group's development projects in these cities. Nevertheless, the Group achieved healthy residential pre-sales for its 17.3%-owned Humen Time Zone and 48.2%-owned Humen Oasis Mansion projects. New pre-sale launches were met with a more modest sales response, such as for the 36%-owned Humen Central Mansion project. The Group remains confident of the medium-term prospects of the GBA region as the region and the PRC continue its post-Covid-19 recovery.

The Group's property holding (hospitality) arm performed significantly better in FY2022 than in FY2021. In particular, the Group's European operating hotels recorded marked improvements in earnings before interest, tax, depreciation and amortisation ("EBITDA"), driven by both increased corporate and leisure businesses despite high energy and labour costs as well as the discontinuation of government subsidies for Covid-19. In the PRC, the Chengdu Wenjiang hotels achieved a slightly lower EBITDA in FY2022 as compared to FY2021 due to the hotels being used as quarantine hotels on several occasions during FY2022.

"First Sponsor has navigated through this difficult period to achieve an annual net profit of S\$131.3 million for FY2022... the second highest annual net profit recorded by the Group. Resulting from the record purchase of development land plots in FY2022, the Group will see a record number of development projects under pre-sale in FY2023... which will bolster the Group's financial strength such that it will be ready to capitalise on any good business opportunities when they arise."

In FY2022, the Group took a more prudent approach in managing its loan book in view of the difficult property market conditions in the PRC. Property financing revenue decreased in FY2022, due mainly to lower average loan books in both the PRC and Europe.

Group Performance

The Group continued to perform well in FY2022, achieving an annual net profit of S\$131.3 million, an 8.1% increase from FY2021 and the second highest annual net profit recorded by the Group since its inception.

As at 31 December 2022, the Group's equity attributable to owners of the Company, consolidated gross borrowings and consolidated net gearing ratio based on book value amounted to approximately S\$1.8 billion, S\$1.0 billion and 0.39 respectively.

CHAIRMAN'S STATEMENT

The Group continues to adopt a foreign exchange risk management strategy that takes into account the changing business and economic outlook of the various regions that the Group operates in. The European and Australian investments of the Group are substantially hedged via a combination of local currency-denominated borrowings and financial derivatives. Given the increase in the Group's RMB-denominated assets, the Group has increased its hedge against RMB exposure which remains a key business risk to the Group. The Group will continue to monitor the RMB exchange rate and cost to manage its RMB exposure accordingly. As at 31 December 2022, the Group recorded a cumulative translation loss of S\$64.1 million in reserves (Dec 2021: gain of S\$91.7 million) mainly arising from the Group's exposure to RMB which depreciated against S\$ in FY2022.

Property Development

The Group's PRC property development portfolio expanded significantly with the acquisition of four Dongguan development land plots in FY2022. The Group's contribution to the land purchase consideration amounted to an aggregate of approximately S\$656 million. As a result of this record purchase of development land plots, the Group will have a record number of development projects under pre-sale in FY2023.

During FY2022, despite a number of sporadic Covid-19 related lockdowns in the key cities that the Group operates in, namely, Dongguan, Guangzhou and Chengdu, the Group was able to achieve reasonable residential pre-sale results for its projects. The 17.3%-owned Humen Time Zone saw 74% of the 1,886 launched units sold as at 10 March 2023, out of which 841 units were sold in FY2022. The 48.2%-owned Humen Oasis Mansion also saw healthy pre-sales with approximately 52% of the 490 launched units sold since it launched its first pre-sale on 31 March 2022, out of which 206 units were sold in FY2022. Sales were modest for the 36%-owned Humen Central Mansion, which achieved 32 units sold as at 10 March 2023 since its first pre-sale launch of two residential apartment blocks comprising 156 units on 31 December 2022. In the Netherlands, the redevelopment of the Dreeftoren Amsterdam redevelopment project is on track for completion around late 2024 and 4Q2025 for the office and residential towers respectively. Further, the Group executed a letter of intent with the Amsterdam municipality on 21 October 2022 to redevelop the Meerparc property in Amsterdam into a mixed residential/office property with a higher plot ratio. Discussions with the municipality are ongoing on the design, program and specifications of the building, including the residential mix of social, mid-rent and free market units, with the aim of completing the design process and applying for the building permit in 2H2023.

Likewise, the Group made further progress on the City Tattersalls Club ("CTC") project in Sydney, Australia where its 39.9%-owned developer trust signed down a construction agreement with Richard Crookes Constructions as the main contractor on 23 February 2023, with a contract price comprising fixed and variable components. The CTC project, upon completion, will comprise a refurbished club, a 110-room hotel and 241 residential units. The developer trust will monitor the market conditions before deciding on an appropriate time to launch the residential units for pre-sale. The Group will take a 70.5% stake in the hotel component.

The Pinnacle, Dongguan, PRC

Following the first handover of six of the eight fully sold residential apartment blocks in December 2021, the remaining two fully sold residential apartment blocks were handed over in late September 2022. Handover of the sold units of the 202-unit SOHO cluster commenced in late December 2022.



The Pinnacle, Dongguan, PRC

Skyline Garden, Dongguan, PRC

The 27%-owned Skyline Garden project in Dongguan commenced its first handover of the four fully sold residential blocks in late November 2022. The last residential apartment block comprising 364 units which would be handed over in FY2023 is essentially fully sold.



Skyline Garden, Dongguan, PRC

CHAIRMAN'S STATEMENT

Time Zone, Dongguan, PRC

The 17.3%-owned Humen Time Zone saw healthy residential pre-sale results with the project selling 841 of the 1,886 launched units from Phase 1.1 and Phase 1.2 in FY2022. As at 10 March 2023, since its first pre-sale in August 2021, the project has sold a total of 1,452 units, representing 74% of the 1,886 launched units.

All six residential blocks and two SOHO loft blocks in Phase 1.1 were launched for pre-sales and achieved sales rates of 72% and 96% respectively as at 10 March 2023.

In total, four out the seven residential apartment blocks comprising 612 units of Phase 1.2 were launched for pre-sales in 2H2022, of which 78% or 480 units were sold as at 10 March 2023.

Barring any unforeseen circumstances, Phase 1.1 is expected to commence its first handover of the residential apartment blocks in 2023.



Time Zone, Dongguan, PRC

Fenggang Project, Dongguan, PRC

As at 10 March 2023, there were three remaining inhabitants who have not agreed on the resettlement compensation terms. Approval for the re-zoning application is expected to be obtained in 2Q2023.

Oasis Mansion, Dongguan, PRC

The 48.2%-owned Humen Oasis Mansion, which launched its first pre-sale of residential units on 31 March 2022, has since launched a total of 5 residential blocks 490 units for pre-sales. Buyer demand has been good, with the project achieving pre-sales of approximately 52% as at 10 March 2023.

The Group's interest in this project is primarily through the subscription of approximately S\$89 million and S\$97 million of senior and junior convertible bonds ("JCBs") with an annual coupon rate of 12% and 15% respectively. As at 10 March 2023, the Group's remaining economic exposure was effectively in the form of S\$63.3 million JCBs which are likely to be fully redeemed in 2023.



Oasis Mansion, Dongguan, PRC

Central Mansion, Dongguan, PRC

The Group's 36%-owned Humen Central Mansion launched its first pre-sale of two residential apartment blocks comprising 156 units on 31 December 2022. The sales result as at 10 March 2023 was modest with 39 units sold.



Central Mansion, Dongguan, PRC

CHAIRMAN'S STATEMENT

Cuilong Bay, Dongguan, PRC

Construction of the 46.6%-owned Cuilong Bay development that was acquired via a public land tender exercise held on 24 June 2022 commenced in August 2022.

Barring any unforeseen circumstances, the predominantly residential project, which comprises twelve residential apartment blocks of 1,240 units, is expected to launch its first pre-sale around 2Q2023.



Cuilong Bay, Dongguan, PRC

Luwan Garden, Dongguan, PRC

The 27%-owned Luwan Garden, which was also acquired via a public land tender exercise held on 24 June 2022, is the third JV development project with China Poly. Construction of this predominantly residential development with approximately 380 units has commenced.

Barring any unforeseen circumstances, the first pre-sale is expected to be launched in 3Q2023.



Luwan Garden, Dongguan, PRC

The Brilliance, Dongguan, PRC

The Brilliance, which is 100%-owned and was acquired via a public land tender exercise held on 30 August 2022, is situated less than 500 metres from the Dongguan Train Station and is adjacent to a future transit-oriented development mixed-use development plot which has not been released for public land tender. The Dongguan Train Station is an existing transportation hub which includes the Guangzhou-Shenzhen Intercity Railway that connects to Guangzhou, Shenzhen and Kowloon, Hong Kong.

Predominantly residential, it comprises seven blocks of approximately 820 units. Construction commenced in December 2022 and the first pre-sale of the units is expected to launch around 2Q2023.



The Brilliance, Dongguan, PRC

Shijie Land, Dongguan, PRC

The last of the four Dongguan development land plots acquired in FY2022 is the 50%-owned Shijie Land, which was acquired via public land tender exercise held on 30 August 2022. This is a joint venture project with New Century, an existing JV partner in the redevelopment of the Dongguan East Sun Wentang Recycling Factory.

Construction of the 1,230-unit project, known as Kingsman Residence commenced in December 2022 and barring any unforeseen circumstances, its first pre-sale is expected to be launched in 2H2023.



Kingsman Residence, Dongguan, PRC

CHAIRMAN'S STATEMENT

Primus Bay, Guangzhou, PRC

Pre-sale for the first three residential apartment blocks (177 units) of Primus Bay has been moving at a slow pace since its launch on 26 May 2022 as Guangzhou has not implemented housing policy relaxation similar to that seen in Dongguan.

After taking over the project, the Group further optimised the design of the project and expects to launch the pre-sales for the rest of the residential apartment blocks progressively in the coming months.



Primus Bay, Guangzhou, PRC

Millennium Waterfront Project, Chengdu, PRC

Following the successful development of Plot F, the last development plot of the Millennium Waterfront project, Plot E, is expected to launch its first phase of one SOHO block of 1,175 units for pre-sale in the coming months. Barring any unforeseen circumstances, the handover of SOHO units is expected to commence in phases from late 2023 to early 2024.



Millennium Waterfront Project, Chengdu, PRC

CTC Project, Sydney, Australia

After obtaining the Stage 2 development approval in November 2021, the 39.9%-owned developer trust made further progress on the CTC project with the signing of a construction agreement with Richard Crookes Constructions as the main contractor on 23 February 2023 with a contract price comprising fixed and variable components.

The CTC project, upon completion, will comprise a refurbished club, a 110-room hotel and 241 residential units. The developer trust will monitor the market conditions before deciding on an appropriate time to launch the residential units for pre-sale. The Group will take a 70.5% stake in the hotel component.

The Group, together with Tai Tak as its JV partner, will be providing construction financing to the developer trust as part of its property financing business.



CTC Project, Sydney, Australia

Dreeftoren Redevelopment, Amsterdam Southeast, the Netherlands

The redevelopment work on the Group's project in Dreeftoren Amsterdam Southeast is currently ongoing and is on track for completion around late 2024 and 4Q2025 for the office and residential towers respectively. The redevelopment project comprises a newly refurbished and enlarged 18-storey office tower, a new 130-metre high residential tower with 312 apartment units, and a parking garage with 136 carpark lots.

The construction market continues to pose challenges and risks to the contractors and subcontractors in terms of cost control. The Group has been actively engaging them in order to manage its risk exposure.



Dreeftoren Redevelopment, Amsterdam Southeast, the Netherlands

CHAIRMAN'S STATEMENT

Redevelopment of Meerparc, Amsterdam, the Netherlands

Following the acquisition of the five-storey Meerparc located in Amsterdam South-Axis, the central business district of Amsterdam, in December 2017, the Group is currently working on redeveloping the property into a mixed residential and office property with an overall GFA of 50,000 sqm. The residential and office ratio is expected to be approximately 60% and 40% respectively.

Since the execution of the letter of intent on 21 October 2022, the Group has been in discussions with the municipality on the design, program and specifications of the building, including the residential mix of social, mid-rent and free market units.

Management aims to complete the design process and apply for the building permit in 2H2023.



Meerparc, Amsterdam, the Netherlands

Prins Hendrikkade 16-19, Amsterdam, the Netherlands

Further expanding its footprint in the Netherlands, on 23 December 2022, the Group completed the acquisition of a dated freehold commercial property located in Amsterdam at an all-in purchase price of €11.5 million.

The property, which comprises four adjacent monumental buildings with a total lettable floor area of approximately 3,000 sq m, is situated opposite the Amsterdam Central public transport hub in the city centre of Amsterdam.

The Group intends to fully renovate the property to enhance its value once the existing lease in respect of the property expires on 31 December 2023.



Prins Hendrikkade 16-19, Amsterdam, the Netherlands

Property Holding

As corporate and leisure travel continues to recover from the Covid-19 pandemic, the Group's property holding business segment recorded an EBITDA of €19.6 million, a significant increase from the FY2021 EBITDA of €1.1 million. Profitability of the hotels was however adversely impacted by high energy and labour costs as well as the discontinuation of government subsidies for Covid-19. The Group has commenced a program to mitigate the increases in energy cost via the installation of solar panels in several of its hotels and other energy saving initiatives.

In the PRC, although the Chengdu Wenjiang hotels recorded a stronger EBITDA in 2H2022 as compared to 2H2021, the FY2022 EBITDA was slightly lower than that of FY2021 as the hotels were used as quarantine hotels on several occasions during FY2022.

The Dutch office portfolio's annual income contribution decreased by approximately 5.6% in local currency terms due mainly to the exit of an anchor tenant, Delta Lloyd, from the Mondriaan Tower in Amsterdam. This vacancy has been partly filled by new tenants and tenant sourcing for the remaining vacant space is ongoing.

CHAIRMAN'S STATEMENT

The Netherlands

The Dutch Bilderberg hotel portfolio continued its strong recovery from the Covid-19 pandemic in both average daily rate and occupancy in FY2022. It is encouraging to note that the 2H2022 revenue per available room is almost the same as 2H2019's level, which is an indicator that demand is returning to pre Covid-19 level.

With strong recovery in the hospitality industry, the EBITDA for FY2022 increased substantially to €7.8 million (FY2021: €2.1 million) despite significantly lower government subsidies of €1.4 million in FY2022 (FY2021: €6.1 million).



Hotel de Bilderberg, the Netherlands

The Hilton Rotterdam Hotel recorded a strong FY2022 performance which was driven by the meeting and event businesses. The hotel recorded occupancy of 66.3% in FY2022 (FY2021: 29.9%), resulting in an EBITDA of €3.1 million as compared to a loss before interest, tax, depreciation and amortisation ("LBITDA") of €0.6 million in FY2021, despite lower government subsidies in FY2022.



Hilton Rotterdam Hotel, Rotterdam, the Netherlands

The Hampton by Hilton and Crowne Plaza in Utrecht reported strong FY2022 occupancies of 78.1% (FY2021: 42.7%) and 67.1% respectively. As a result of the strong trading, the hotels jointly reported an EBITDA of €4.0 million (FY2021: €0.1 million).



Crowne Plaza Utrecht Centraal Station and Hampton by Hilton Utrecht Centraal Station, Utrecht, the Netherlands

Germany

The Dresden hospitality market continued its recovery in 2022 and the Bilderberg Bellevue Hotel recorded an occupancy level of 56.6% for FY2022, higher than the 36.0% achieved in FY2021.

The hotel recorded an improved EBITDA of €2.7 million for FY2022 (FY2021: €1.0 million). For FY2022, the EBITDA was above the level in FY2019 due to the implementation of the room refurbishment program in FY2019.



Bilderberg Bellevue Hotel Dresden, Dresden, Germany

CHAIRMAN'S STATEMENT

Likewise, the Frankfurt hospitality market continued with its recovery in 2022 and the Le Méridien Frankfurt recorded an improved FY2022 occupancy of 51.2% (FY2021: 27.7%).

Arising from the strong occupancy, the hotel achieved an EBITDA of €2.0 million in FY2022 (FY2021: LBITDA of €1.5 million).

The hotel is currently studying the feasibility of various value enhancement options, including market re-positioning and room count increase.



Le Méridien Frankfurt Hotel, Frankfurt, Germany

The PRC

Due to the resurgence of Covid-19 cases in Chengdu, both the Crowne Plaza and Holiday Inn Express hotels were selected by the local municipal authorities for use as quarantine hotels on several occasions for a total of approximately 15 and 19 weeks respectively in FY2022.

Notwithstanding the above, the hotels recorded a higher EBITDA of RMB8.3 million in 2H2022 (2H2021: RMB4.2 million) as 2H2021 was a weaker period with the implementation of restrictions to curb the spread of Covid-19. For FY2022, the hotels recorded a slightly lower EBITDA of RMB11.9 million (FY2021: RMB12.5 million).

Property Financing

In view of the difficult property market conditions in the PRC in FY2022, the Group's property financing arm took a more prudent approach in managing its PRC loan book. However, with the recovery from Covid-19 on the horizon and the improving economic outlook for the PRC economy, the Group will carefully evaluate the feasibility of increasing its PRC loan book again. In the Netherlands, the Group's loan book also shrank due to a substantial partial loan repayment by FSMC arising from the sale of its 95% equity interest in the Dutch Bilderberg hotel portfolio to the Group. As such, revenue from the property financing business segment decreased by 38.4% in FY2022 from FY2021.

Exposure to the Group's RMB280 million defaulted loan diminished over the course of FY2022, with its aggregate outstanding amount being RMB130.4 million as at 31 December 2022. A net impairment charge of RMB82.0 million, which effectively relates to the interest recognised on the loan but not collected, was recognised in FY2022. No impairment charge for the remaining RMB48.4 million out of the RMB130.4 million was necessary as such amount was not previously recognised as interest income although the Group is legally entitled to claim it from the borrower group. The Shanghai court has, on behalf of the Group, placed several legal caveats on the remaining properties of the borrower group. However, there is no assurance that any part of the RMB130.4 million and associated interest thereon will be recovered. Notwithstanding the above, the Group has already achieved an internal rate of return of 13.0% and 1.7% for the RMB50 million and RMB280 million defaulted loans respectively.

Corporate Social Responsibility

The Covid-19 pandemic has underscored the importance of shared responsibility among societies and their duty to one another in times of need. In that spirit, the Group is happy to give back through its Corporate Social Responsibility ("CSR") activities. This year, the CSR activities were undertaken by Hilton Rotterdam, the Hampton by Hilton and Crowne Plaza Utrecht Centraal Station and Bilderberg Bellevue Dresden. Unfortunately, the Wenjiang hotels were unable to participate in any CSR initiatives and activities due to their use as quarantine hotels in 2022.

With regard to social activities, in 2022, the Hilton Rotterdam team participated in the (i) Ronald McDonald Homerun, a running and cycling marathon to raise funds for the Ronald McDonald Foundation, (ii) Stichting Jarige project, which saw the team helping to prepare birthday packages for children of less privileged families, (iii) Stichting NAS project, which saw the team collecting soap bottles for the homeless, (iv) Salvation Army, where team members voluntarily donated clothes and (v) Stichting niet graag een lege maag, an initiative which saw the team preparing lunch for children of less privileged families. In keeping with the Group's CSR towards the environment, in 2022, the Hilton Rotterdam team participated in (i) the Clean the World initiative which involved the collection and recycling of used soap bars which were then redistributed to children and families in countries with a high death rate due to acute respiratory infection (pneumonia) and diarrhoeal diseases (cholera) and (ii) the collection of plastic bottle caps which were exchanged for cash at the local supermarket and donated to the KNGF Geleidehonden charity.

CHAIRMAN'S STATEMENT



The Bilderberg Bellevue Dresden team participated in the Wunschweihnachtsbaum event, which is organised annually together with Kindervereinigung Dresden e.V. to grant Christmas wishes to socially disadvantaged children. Employees and guests of the hotel contributed either a gift or a donation of 20 or 30 euros which were handed to the children personally by the general manager and employees of the hotel. The team also participated in the Obdachlosencafé/Nachtcafé initiative whereby the hotel's F&B team supported the Dresden church communities by providing warm meals in their outreach program to homeless persons aged 18 and above. With regards to CSR towards the environment, the hotel team donated (i) a part of the entrance fee to its wellness area to the Mein Regenwald Project, which supports the preservation of the Peruvian rain forest and (ii) a part of the savings from room cleaning fees to the children's association and environmental center Dresden, also known as Kindervereinigung Dresden and Umweltzentrum Dresden e.V. respectively.

New to the Group's CSR activities are the Hampton by Hilton and Crowne Plaza Utrecht Centraal Station hotel teams. Both hotel teams participated in the social Mag ik dan bij jou program which saw the hotels setting aside rooms to accommodate the overflow of parents whose children were in the hospital, and when the nearby Ronald McDonald house was fully booked. On the environmental side, the hotels also started a program similar to the "Plant a tree" program by Hilton, whereby guests are asked to choose whether to have their rooms cleaned. This helps to create awareness among guests of the importance of saving water

and energy. The hotels also collected and sold used toners from copiers and printers to Eeko, an organisation that refills the toners for resale. The proceeds received by the hotels from Eeko were donated to 'Clinic clowns', an organisation that, among other things, sends clowns to visit and entertain children in hospitals.

The Group will continue to support programs that bring communities together, have a socially and environmentally positive impact, or build and foster business-to-community relationships.

Future Prospects

Despite the proverbial light at the end of the tunnel with regards to the Covid-19 pandemic, the Group recognizes the risks on the horizon stemming from the geopolitical tensions and global inflationary pressures. The Group is committed to maintaining its operational readiness and flexibility, and will remain vigilant and prudent as it navigates through this period of volatility and turbulence.

The Group is backed by a strong balance sheet, substantial potential equity infusion from the exercise of outstanding warrants and unutilised committed credit facilities. The aforementioned, along with the cashflow expected to be generated by the record number of development projects to be launched for pre-sale in FY2023, will bolster the Group's financial strength such that it will be ready to capitalise on any good business opportunities when they arise.

Appreciation

In spite of the many hurdles that we had to overcome, First Sponsor is here today because of the support from its many stakeholders and, on behalf of the Board, I would like to convey our gratitude for all your diligence and commitment to the Group. To my fellow Directors, thank you for sharing your vision, wisdom, experience and counsel. Last but certainly not least, I would like to express our heartfelt appreciation to our shareholders, customers, business associates, bankers and partners who have been steadfast in their support. We truly value your support and faith in us. Let us once again band together and overcome any obstacles so that we may emerge with greater success in FY2023.

Ho Han Leong Calvin

Chairman

10 March 2023



Artist's impression of
The Brilliance,
Dongguan, PRC

RECENT MILESTONES

MARCH 2022

Launched the pre-sale of the first residential block of the 48.2%-owned Oasis Mansion in Humen, Dongguan.

APRIL 2022

Completed the divestment of the Group's entire 90% effective equity interest in the Liaobu Factory in Dongguan, at a premium of 128% over cost of RMB61.4 million.

Completed the foreclosure auctions for the mortgaged villa and retail mall, both in Shanghai Pudong, in relation to the RMB330 million defaulted loans. The Group won the auction for the retail mall, now named as FS Han Mai Mall, at the bid price of RMB281.9 million.

MAY 2022

Completed the acquisition of a 95% equity interest in the Dutch Bilderberg hotel portfolio from the 33%-owned FSMC NL Property Group B.V., valuing the 11 hotels which have an aggregate of 1,252 rooms at €180.6 million.

Launched the pre-sale of the first three residential blocks of the 95%-owned Primus Bay in Panyu, Guangzhou.

JULY 2022

Entered into a joint venture with, among others, China Poly Group to develop a predominantly residential development land in Wanjiang, Dongguan (Luwan Garden) which was acquired via a public land tender exercise held in June 2022. The Group has an effective 27% equity interest in the joint venture.

Entered into another joint venture with LongAfter Group to develop a predominantly residential development land in Dalingshan, Dongguan (Cuilong Bay) which was acquired via a public land tender exercise held in June 2022. The Group has an effective 46.6% equity interest in the joint venture.

AUGUST 2022

Acquired a predominantly residential development land in Shilong, Dongguan (The Brilliance) via a public land tender exercise.

Entered into a joint venture with New Century Group to develop a predominantly residential development land in Shijie, Dongguan (Kingsman Residence or Shijie Project) which was acquired via a public land tender exercise. The Group has an effective 50% equity interest in the joint venture.

RECENT MILESTONES

SEPTEMBER 2022

Handover of the last 2 residential blocks of the 60%-owned The Pinnacle in Chang'an, Dongguan.

OCTOBER 2022

Entered into a letter of intent with the local municipal for the redevelopment of Meerparc with an existing GFA of 19,130 sqm into a mixed-use property with an overall GFA of approximately 50,000 sqm.

Appointment of Mr Frans van Toor as CEO (European Offices and Residential Operation).

Redesignation of Mr Alex Barentsen from CEO (European Operations) to CEO (European Hotel Operations and Finance)

NOVEMBER 2022

First time handover of 4 residential blocks of the 27%-owned Skyline Garden in Wanjiang, Dongguan.

DECEMBER 2022

Completed the acquisition of Prins Hendrikkade 16-19, a freehold property in the city centre of Amsterdam with a total lettable floor area of approximately 3,000 sq m, for a total consideration of €11.5 million.

Handover of the sold SOHO units of the 60%-owned The Pinnacle in Chang'an, Dongguan.

Recorded pre-tax profit and net profit of S\$195.7 million and S\$131.3 million respectively, the second highest amounts recorded by the Group.

BOARD OF DIRECTORS

Mr Ho Han Leong Calvin

Age 71

Non-Executive Chairman

Mr Ho was appointed as the Non-Executive Chairman of the Company on 2 April 2015. Prior to this, Mr Ho served as the Non-Executive Vice-Chairman of the Company since 1 October 2007.

Mr Ho has accumulated extensive experience during his tenure as Chief Executive Officer of Singapore-incorporated Tai Tak Estates Sendirian Berhad ("Tai Tak"), having been involved in its businesses, including in plantations, listed and private equities, and property holding and development. He has also been instrumental in assisting the Group's senior management in the conceptualisation and setting of the strategic direction and corporate values of the Group.

Mr Ho holds a Higher National Diploma in Business Studies from Polytechnic of The South Bank, United Kingdom.

Mr Ho Han Khoon Alvin

Age 61

Alternate Director to Non-Executive Chairman

Mr Ho was appointed as an Alternate Director to Mr Ho Han Leong Calvin on 19 May 2014. He is currently holding the position of Executive Vice-President of Tai Tak, where he is responsible for overseeing Tai Tak group's overall business and financial strategy, investments and operations.

Mr Ho holds a Bachelor of Social Sciences Degree with Honours from the National University of Singapore.

Mr Kingston Kwek Eik Huih

Age 41

Non-Executive Director

Mr Kwek was appointed as a Non-Executive Director of the Company on 5 March 2019.

Mr Kwek is a stock and crypto trader. Previously, he worked for Hong Leong Management Services Pte Ltd from 2010 to 2012, and currently sits on the board of various entities within the Hong Leong Group Singapore.

Mr Kwek holds a Masters of Arts Degree from Columbia University, a Bachelor of Science Degree in Finance from the Wharton School, and a Bachelor of Arts Degree from the University of Pennsylvania.

Mr Neo Teck Pheng

Age 52

Group Chief Executive Officer and Executive Director

Mr Neo was appointed as the Group Chief Executive Officer and Executive Director of the Company on 1 October 2007. He has overall responsibility for management, operations and growth of the Group's businesses.

Mr Neo began his career with KPMG in 1994. In 1996, he joined Hong Leong Group Singapore and held various roles within Hong Leong Group Singapore. He was also previously the board member of various entities within Hong Leong Group Singapore.

Mr Neo holds a Bachelor of Accountancy Degree (First Class Honours) from Nanyang Technological University, Singapore.

Ms Ting Ping Ee Joan Maria

Age 67

Independent Director

Ms Ting was appointed as an Independent Director of the Company on 19 May 2014. She is currently an Independent Director of Grand Union Holdings and Investments Incorporated.

Ms Ting had spent her entire career from 1977 to 2013 at DBS Bank.

Prior to opting for early retirement in June 2013, she held the position of Managing Director, Head Corporate Credit Group with responsibility for the development, organisation and oversight of the credit approval and credit risk management functions of portfolios under Investment Banking, Financial Institutions including banks and Private Banking.

During her career with DBS Bank she had management responsibility and worked in various departments including Corporate Finance, Corporate Banking including Trade Services and Funds Transfer Operations, Global Operations Centre (responsible for the operations of all the overseas branches of DBS Bank including China, India, Taiwan, Indonesia, Malaysia, Seoul, Tokyo, London and USA), Chairman's Office and Group Credit.

Ms Ting graduated with a Bachelor of Accountancy (Honours) from the University of Singapore. She had previously served as a committee member of the Financial Industry Competency Standards Committee (and Chairman of the FICS Corporate banking Sub-Committee), the Association of Banks in Singapore/ Corporate Banking Committee, Singapore Shipping Association and the Singapore Business Federation/ Services Industries Executive Committee. She also held past directorships in Ecobulk Shipping Sdn Bhd, Singapore Petroleum Company, CWT Ltd, Singapore Biotech Ltd and Grandland Shipping Limited.

Mr Yee Chia Hsing**Age 51***Lead Independent Director*

Mr Yee was appointed as the Lead Independent Director of the Company on 19 May 2014. He has more than 20 years of experience in the banking and finance industry.

He is currently Executive Director at Datapulse Technology Limited, a Singapore listed company with investments in hospitality assets.

Mr Yee holds a Bachelor of Accountancy Degree (First Class Honours) from the Nanyang Technological University, Singapore. He currently serves on the Audit Committee of Ren Ci Hospital (a Singapore charity).

Mr Yee was previously an elected Member of Parliament for Chua Chu Kang Group Representation Constituency in Singapore.

Mr Wee Guan Oei Desmond**Age 52***Independent Director*

Mr Wee was appointed as an Independent Director of the Company on 6 February 2017. He is a partner and head of the Corporate Commercial and Employment & Benefits Practice Groups of Rajah & Tann Singapore LLP specialising in mergers and acquisitions, general commercial law and employment law. Mr Wee also has a particular focus in foreign direct investments into the emerging Asian economies. In addition, Mr Wee has prior experience as a litigator as well as being the group regional legal counsel of a Hong Kong public listed company.

Mr Wee is currently the Non-Executive Chairman, Independent Director and Audit Committee member of Popular Holdings Limited. He is also a Non-Executive Director of Spartans Rugby Singapore Limited.

Mr Wee graduated with a Bachelor of Laws (Honours) from the University of Nottingham in 1994 and is admitted as an Advocate and Solicitor of the Supreme Court of Singapore and as a Barrister-at-law, Middle Temple in the United Kingdom.

Ms Tan Yee Peng**Age 49***Independent Director*

Ms Tan was appointed as the Independent Director of the Company and Chairperson of the Audit and Risk Committee with effect from 15 March 2023.

Ms Tan has more than 20 years of accounting and auditing experience and previously served as an audit and advisory partner with KPMG LLP from 2003 to 2010. During her service in KPMG LLP, she provided accounting and advisory services to clients in both private and public sectors. Since her retirement as a practising accountant, Ms Tan, at the request of KPMG, served as principal advisor from 2010 to 2011 on matters related to the healthcare industry, and assisted the firm in establishing the AsPAC Healthcare network. She also contributed to academia as an adjunct professor at the Nanyang Technological University from 2009 to 2018 and has also been contributing actively to the non-profit sector through her appointments at various charities and government affiliated organisations.

Amongst others, Ms Tan is currently an Independent Director of Oiltek International Limited, a Singapore listed company and a director of TDCX Inc, a company listed on the New York Stock Exchange. She is also presently a director of Singapore Aerospace Manufacturing Pte. Ltd., a subsidiary of Temasek Holdings Limited, and a council member of Agency for Care Effectiveness, a committee established under the Ministry of Health.

Ms Tan graduated with First Class Honours in Accountancy from Nanyang Technology University, is a Fellow and non-practising member of the Institute of Singapore Chartered Accountants and a member of the Singapore Institute of Directors.

SENIOR MANAGEMENT

Ms Lee Sau Hun**Age 52***Group Chief Financial Officer*

Ms Lee was appointed as the Group Chief Financial Officer of the Company in May 2011.

Ms Lee began her career at PricewaterhouseCoopers where her last held position was senior manager. Ms Lee then joined Hong Leong Management Services Pte. Ltd. as Vice-President (Investment) between January 2006 and April 2011, where she engaged in corporate advisory services within Hong Leong Group Singapore. She was also a director of various subsidiaries of Hong Leong Group Singapore prior to the listing of the Company.

Ms Lee holds a Bachelor of Accountancy Degree (Second Class Honours) from Nanyang Technological University, Singapore.

Mr Wang Gongyi**Age 67***Chief Executive Officer (Chengdu Operations)*

Mr Wang was appointed as the Chief Executive Officer (Chengdu Operations) of the Group in October 2011. He oversees the management and operations of the Group's business in Chengdu, PRC.

Prior to that, from June 1998 to May 2011, Mr Wang held the position of general manager of the former candy business operations of the Group, in charge of its general management and operations.

Mr Wang holds a Bachelor Degree in Machinery Design and Manufacturing from Sichuan Chengdu University, Chengdu, PRC. Mr Wang also achieved several awards, including the Sichuan Provincial Fourth Session of Excellent Entrepreneur award and the Model Worker award granted by the Sichuan Provincial Government.

Mr Shu Zhen**Age 57***Chief Executive Officer (Guangdong Operations)*

Mr Shu was appointed as the Chief Executive Officer (Guangdong Operations) of the Group in August 2012. Mr Shu is currently responsible for overseeing the Group's business operations in the Guangdong province, PRC.

Mr Shu first joined the Group in December 2007 as a Director and Vice-President of the Group's subsidiary, First Sponsor (Guangdong) Group Limited.

Mr Shu holds a Graduation Certificate in China Finance and Futures Higher Level Study from Beijing University, School of Economics, PRC.

Ms Zhang Jing**Age 50***Chief Executive Officer (Shanghai Operations)*

Ms Zhang was appointed as the Chief Executive Officer (Shanghai Operations) of the Group in November 2011. From her Shanghai office, Ms Zhang is responsible for the management and expansion of the Group's property financing business in the PRC.

Ms Zhang has extensive experience in the PRC financing and leasing operations from her role as general manager in various financing companies prior to joining the Group.

Ms Zhang holds a Bachelor Degree in Economics from the School of Economics, Aoyama Gakuin University, Japan.

SENIOR MANAGEMENT

Mr Alexander Barentsen**Age 51***Chief Executive Officer (European Hotel Operations and Finance)*

Mr Barentsen was appointed as the Chief Executive Officer (European Operations) of the Group in July 2019. He is based in Amsterdam, the Netherlands. With effect from October 2022, following the implementation of a joint-CEO structure, he was re-designated as Chief Executive Officer (European Hotel Operations and Finance), responsible for the hotel management and operations, as well as the finance function of the Group's business in Europe.

Mr Barentsen joined the Group from Queens Bilderberg (Nederland) B.V. ("QBN") which holds the Bilderberg Dutch hotel portfolio, which was acquired by the Group in 2017. Shortly after the acquisition, he was promoted to Managing Director of QBN, after having held the positions of Finance Director and Director of Property & Development in 2012 and 2005 respectively. Prior to this, from 2001, he was in internal audit and carried out several finance and projects roles at Queens Moat Houses plc, the previous owner of QBN.

Mr Barentsen holds an Executive Master of Real Estate (MRE) from TiasNimbas, the business school of Tilburg University (the Netherlands) in association with Eindhoven University of Technology (the Netherlands), a Master of Business Administration in International Hospitality Management from IMHI (France), jointly administered by Cornell University School of Hotel Administration (USA) and The ESSEC Business School (France), and a Bachelor of Business Administration from the School of Hotel Management Maastricht (the Netherlands).

Mr Frans van Toor**Age 52***Chief Executive Officer (European Offices and Residential Operations)*

Mr Frans van Toor was appointed as the Chief Executive Officer (European Offices and Residential Operations) of the Group in October 2022. He is responsible to oversee the office and residential operations of the Group's business in Europe.

Mr van Toor previously headed the EMEA Transaction team of CBRE Investment Management and was the International Partner for Capital Markets at Cushman & Wakefield, and Partner for Capital Markets at DTZ Zadelhoff before that.

Mr van Toor is a member of Royal Institution of Chartered Surveyors, holds a Master of Real Estate from Amsterdam School of Real Estate and a Master of Science in Business Economics from Erasmus University Rotterdam.



First Sponsor Group Limited was incorporated in the Cayman Islands on 24 September 2007 as an exempted company with limited liability under the Cayman Companies Law. The Company is a public company listed on the Main Board of the Singapore Exchange Securities Trading Limited on 22 July 2014.

KEY CONTROLLING SHAREHOLDERS

The Group is supported by both its established key controlling shareholders, the **Hong Leong group of companies** ("Hong Leong Group Singapore"), through its shareholding interests in City Developments Limited, and **Tai Tak Estates Sendirian Berhad** ("Tai Tak").



Hong Leong Group Singapore is a globally diversified conglomerate. Its core businesses include investment holding, property holding and development, hotel ownership and management, hospitality real estate management, financial services, manufacturing, trading and distribution.

TAI TAK

Tai Tak is a private company with a long operating history which was incorporated in Singapore in 1954. It currently invests in a wide range of businesses including plantations, listed and private equities and property holding and development.

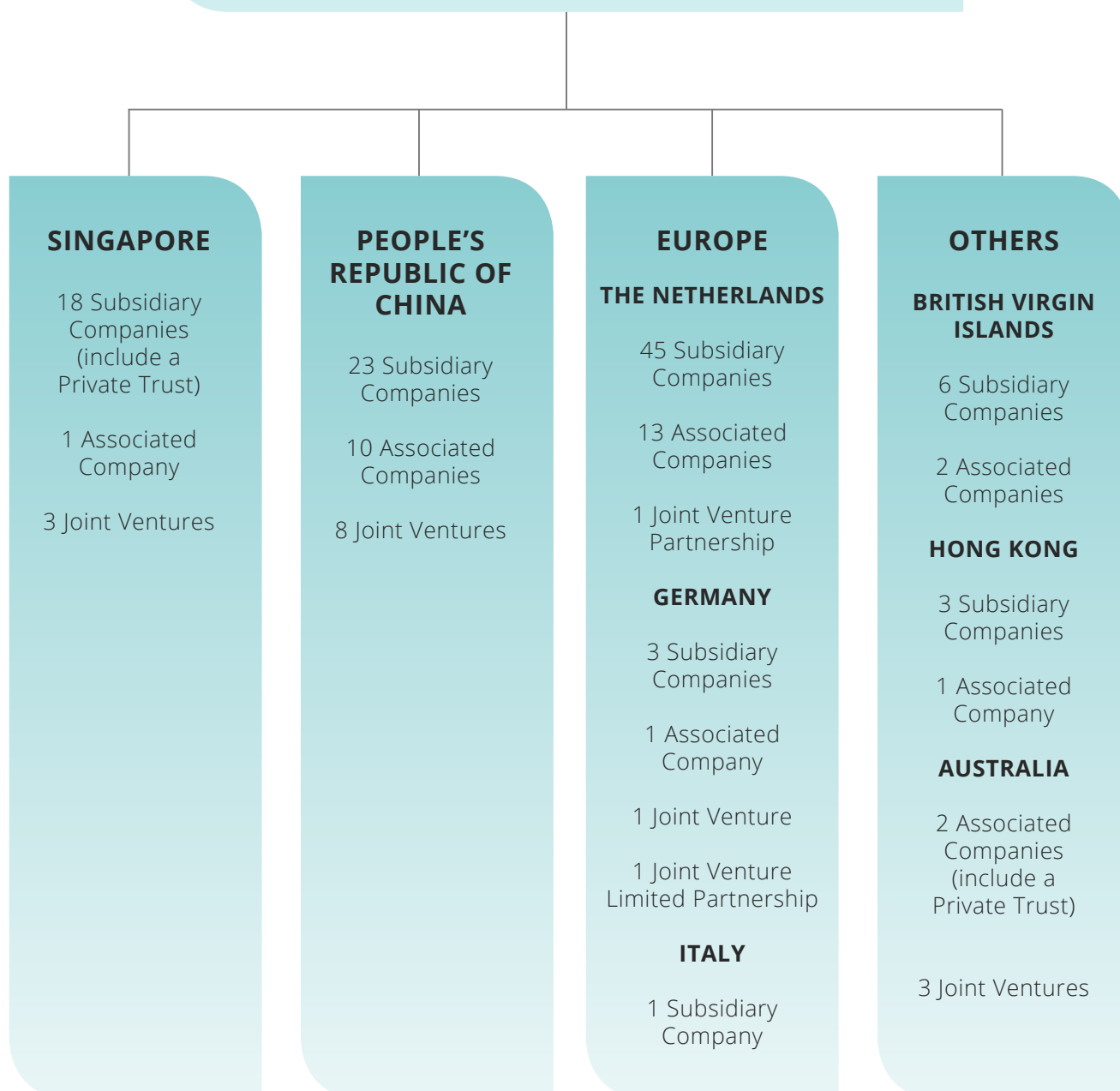
CORPORATE STRUCTURE

As at 10 March 2023



FIRST SPONSOR GROUP LIMITED

(Cayman Islands)
(including a branch in Singapore)



Note: The above shareholdings include direct and indirect shareholdings.

CORPORATE DIRECTORY

BOARD OF DIRECTORS

Mr Ho Han Leong Calvin
Non-Executive Chairman

Mr Ho Han Khoon Alvin
Alternate Director to Mr Ho Han Leong Calvin

Mr Kingston Kwek Eik Huih
Non-Executive Director

Mr Neo Teck Pheng
*Group Chief Executive Officer and
Executive Director*

Ms Ting Ping Ee Joan Maria
Independent Director

Mr Yee Chia Hsing
Lead Independent Director

Mr Wee Guan Oei Desmond
Independent Director

Ms Tan Yee Peng
(With effective from 15 March 2023)
Independent Director

AUDIT AND RISK COMMITTEE

Ms Tan Yee Peng - *Chairperson*
(With effective from 15 March 2023)

Ms Ting Ping Ee Joan Maria

Mr Ho Han Leong Calvin
(Mr Ho Han Khoon Alvin - *Alternate Director
to Mr Ho Han Leong Calvin*)

NOMINATING COMMITTEE

Ms Ting Ping Ee Joan Maria - *Chairperson*

Mr Yee Chia Hsing

Mr Neo Teck Pheng

REMUNERATION COMMITTEE

Mr Wee Guan Oei Desmond - *Chairman*

Ms Ting Ping Ee Joan Maria

Mr Ho Han Leong Calvin
(Mr Ho Han Khoon Alvin - *Alternate Director
to Mr Ho Han Leong Calvin*)

COMPANY SECRETARY

Ms Goh Siew Geok

SHARE REGISTRAR & SHARE TRANSFER OFFICE

Tricor Barbinder Share Registration Services
(a division of Tricor Singapore Pte. Ltd.)
80 Robinson Road, #02-00
Singapore 068898
Tel: (65) 6236 3333
Fax: (65) 6236 4399

REGISTERED OFFICE

P.O. Box 31119, Grand Pavilion
Hibiscus Way, 802 West Bay Road
Grand Cayman, KY1-1205
Cayman Islands

BUSINESS ADDRESS

19 Lorong Telok
Singapore 049031
Tel: (65) 6436 4920
Fax: (65) 6438 3170

AUDITORS

Ernst & Young LLP
One Raffles Quay North Tower,
Level 18
Singapore 048583
(Partner-in-charge: Mr Low Bek Teng,
appointment commenced from the audit of
the financial statements for the year ended 31
December 2022)

PRINCIPAL BANKERS

Bank of China
Bank of Dongguan Co., Ltd.
China Construction Bank
DBS Bank Ltd
Industrial and Commercial Bank of China
ING Bank N.V.
Oversea-Chinese Banking Corporation Limited
The Bank of East Asia, Limited
The Hong Kong and Shanghai Banking
Corporation Limited
United Overseas Bank Limited



*Artist's impression of
Central Mansion,
Dongguan, PRC*

FINANCIAL REVIEW

Property Development

Revenue from sale of properties decreased by S\$209.2 million or 50.4%, from S\$415.1 million in FY2021 to S\$205.9 million in FY2022. This is due mainly to the lower volume of units handed over in the current financial year. The Group commenced first time handover of 691 SOHO units in Plot F of the Millennium Waterfront project in Chengdu in FY2021 and first time handover of six residential apartment blocks of The Pinnacle in Dongguan in FY2021.

Property Holding

Revenue from the property holding segment increased by S\$93.2 million or 169.1%, from S\$55.1 million in FY2021 to S\$148.3 million in FY2022. S\$65.4 million of the revenue growth was contributed by the 11 Dutch Bilderberg hotels held by QBN, which was consolidated by the Group since 2 May 2022, when the Group increased its interest in QBN from 31.4% to 95%. The rest of the European hotels also contributed a revenue growth of S\$30.7 million on the back of improved trading performance due to the lifting of Covid-19 restrictions. The increase was partially offset by a S\$2.7 million decrease in aggregate revenue from the two Wenjiang hotels and adjoining hotspring operations in Chengdu, as a result of the resurgence of Covid-19 cases.

Property Financing

Revenue from property financing decreased by S\$45.7 million or 38.4%, from S\$119.0 million in FY2021 to S\$73.3 million in FY2022. This is due mainly to a lower average PRC property financing loan portfolio for FY2022 compared to the prior year and the effect of the partial repayment of loans by 33%-held FSMC to the Group in May 2022 arising from the sale of its entire 95% equity stake in QBN to the Group. The absence of a one-off S\$5.2 million (RMB25 million) fee earned in FY2021 for the early redemption of the 3-year convertible bond secured on the Huijing hotel also led to the decrease.

Profit Before Tax

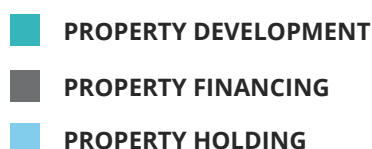
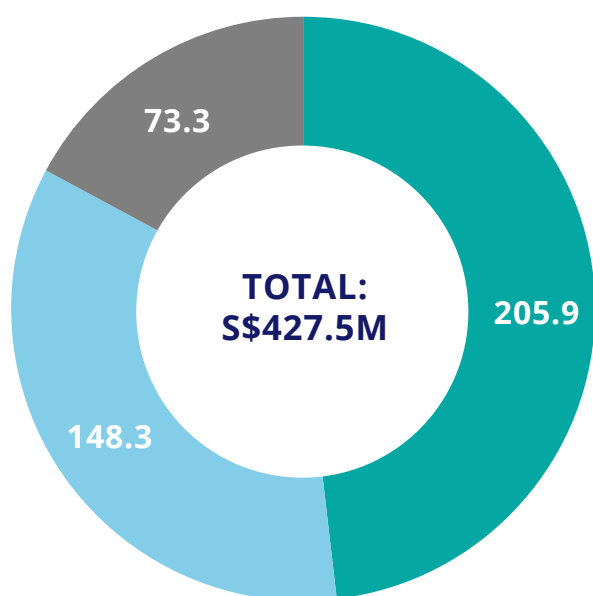
The Group reported profit before tax of S\$195.7 million, a decrease of S\$6.9 million or 3.4% compared to S\$202.6 million in FY2021.

In addition to the decrease in gross profit from the property development and property financing business segments, the profit before tax was worsened by (i) impairment loss on goodwill, property, plant and equipment, and write down of development properties (namely, SOHO units of The Pinnacle and Plot E1 car park lots of the Millennium Waterfront project) amounting to S\$15.8 million, S\$27.4 million and S\$16.4 million respectively, (ii) impairment loss on the defaulted property financing loan and accrued interest of S\$26.6 million, (iii) fair value loss on equity securities of S\$1.3 million, and (iv) higher administrative, selling expenses and operating expenses contributed by the Dutch Bilderberg hotel portfolio, which the Group consolidated with effect from May 2022.

The decrease in the Group's profit before tax was partially mitigated by an increase in gross profit generated by the property holding segment of S\$40.8 million. The increase was due to the effect of the acquisition of the Dutch Bilderberg hotel portfolio on 2 May 2022 and the recovery of the European hospitality sector due mainly to the lifting of Covid-19 restrictions. In addition, the Group's profit before tax was also boosted by the fair value gain on financial derivatives net of foreign exchange loss of S\$87.7 million, and the S\$15.2 million gain on disposal of assets and liabilities held-for-sale of East Sun No. 3 arising from the Group's divestment of its 90% equity interest in April 2022.

Furthermore, the Group also recorded an increase in after-tax profit contribution from its associates and joint ventures of S\$29.0 million, due mainly to the initial handover of the four fully sold residential blocks of the 27%-held Skyline Garden project in Dongguan, and the Group's share of disposal gain recognised by FSMC in relation to the sale of its 95% equity interest in QBN amounting to S\$21.7 million.

FY2022 REVENUE BY SEGMENT (S\$'M)



Total Asset Composition

The Group's consolidated assets increased by S\$34.6 million or 0.8% from S\$4,303.5 million as at 31 December 2021 to S\$4,338.1 million as at 31 December 2022.

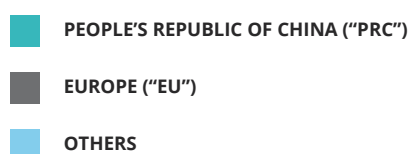
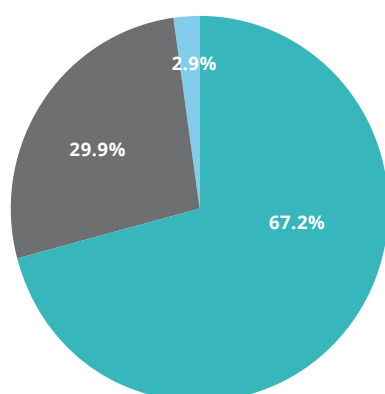
During the current financial year, the Group obtained four land parcels in Dongguan via public land bidding exercise, namely (i) 100%-owned The Brilliance in Shilong, (ii) 46.6%-owned Cuilong Bay project in Dalingshan, (iii) 27.0%-owned Luwan Garden in Wanjiang and (iv) 50.0%-owned Kingsman Residence in Shijie.

Furthermore, the Group acquired a plot of freehold land with 4 adjacent monumental buildings located in the city centre of Amsterdam amounting to S\$16.4 million and injected additional equity amounting to S\$20.3 million to the 39.9%-held City Tattersalls Club redevelopment project trust to fund the development.

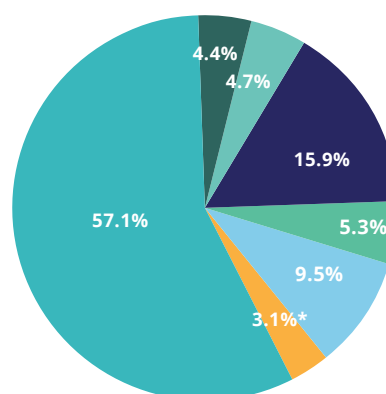
As a result, the contribution by the property development segment has grown from 54.6% as at 31 December 2021 to 61.5% as at 31 December 2022, of which 57.1% was derived from the PRC.

TOTAL ASSETS: S\$4,338.1M

BY GEOGRAPHICAL SEGMENT AS AT 31 DECEMBER 2022



BY BUSINESS SEGMENT AS AT 31 DECEMBER 2022



*Includes property development/property financing (Australia) and tax related items (EU/PRC/Singapore).

Artist's impression of
Primus Bay,
Guangzhou, PRC





MAJOR PROPERTIES

As at 31 December 2022

Location/Name of Property and Brief Description	Effective Group Interest (%)	Title/Year of Expiry of Land Use Rights	Approximate Lettable Floor Area (sq m) ^(a)
INVESTMENT PROPERTIES			
PRC			
1) FS Han Mai Mall No. 160-178, Beizhong Road, No. 959-999, Hunan Road, Pudong New District, Shanghai, PRC Comprising a 5-storey retail mall	100.0	Leasehold interest to year 2056	15,267
2) Banqiao Plywood Market Dongcheng District, Dongguan, Guangdong Province, PRC Comprising plywood wholesale market and warehousing space	90.0	Leasehold interest to year 2053	17,281
3) Dongri Building Guancheng District, Dongguan, Guangdong Province, PRC Comprising a 10-storey office building	90.0	Leasehold interest to year 2053	10,254
4) Wentang Logistics Warehouse Dongcheng District, Dongguan, Guangdong Province, PRC Comprising a 4-storey industrial building	90.0	Leasehold interest to year 2048	10,061
Total for the PRC			52,863
GERMANY			
1) Le Méridien Frankfurt Wiesenhüttenplatz 28, 30, 32 and Wiesenhüttenstraße 36-38, Frankfurt am Main, 60329, Germany Comprising a 300-room hotel with a heritage status hotel wing	50.0	Freehold	15,602
Total for Germany			15,602

Location/Name of Property and Brief Description	Effective Group Interest (%)	Title/Year of Expiry of Land Use Rights	Approximate Lettable Floor Area (sq m) ^(a)
THE NETHERLANDS			
1) Arena Towers <i>Hoogoorddreef 66 and 68, Amsterdam, the Netherlands</i> Comprising the Holiday Inn Amsterdam and the Holiday Inn Express Amsterdam hotels with 443 hotel rooms in aggregate, and 509 car park lots	100.0	Perpetual leasehold interest with ground rent paid until year 2053	17,396
2) Berg & Bosch <i>Professor Bronkhorstlaan 4, 4A, 6, 8, 10A-10M, 12-20 (even numbers) and 26, Bilthoven, the Netherlands</i> Comprising several buildings, some of which have heritage status amidst a rich green landscape and 630 car park lots	33.0	Freehold	34,846
3) Mondriaan Tower <i>Amstelplein 6 and 8, Amsterdam, the Netherlands</i> Comprising a 31-storey office building with 249 car park lots	33.0	Freehold	24,901
4) Oliphant <i>Haaksbergweg 4-98 (even numbers), Amsterdam, the Netherlands</i> Comprising a 16-storey office building with 216 car park lots	33.0	Perpetual leasehold interest with indexed ground rent payable on an annual basis until year 2048	21,161
5) Zuiderhof I <i>Jachthavenweg 121, Amsterdam, the Netherlands</i> Comprising a 8-storey office building with 111 car park lots	33.0	Perpetual leasehold interest with ground rent paid until year 2050	12,538
6) Munthof <i>Reguliersdwarsstraat 50 - 64, Amsterdam, the Netherlands</i> Comprising a 6-storey office building with 57 car park lots	33.0	Freehold	3,515
7) Herengracht 21 <i>Herengracht 21, The Hague, the Netherlands</i> Comprising 6 residential apartments	33.0	Freehold	409
Total for the Netherlands			114,766
Grand Total – Investment Properties			183,231

MAJOR PROPERTIES

Location/Name of Property and Brief Description	Effective Group Interest (%)	Title/Year of Expiry of Land Use Rights	Approximate Gross Floor Area (sq m) ^(b)
HOTELS			
PRC			
1) Crowne Plaza Chengdu Wenjiang Hotel & Holiday Inn Express Chengdu Wenjiang Hotspring Hotel <i>No. 619A/B North Phoenix Street, Wenjiang District, Chengdu, Sichuan Province, PRC</i> Comprising 2 hotels with 608 rooms and a hotspring facility	100.0	Leasehold interest to year 2051	81,041
Total for the PRC			81,041
THE NETHERLANDS			
1) Hampton by Hilton Utrecht Centraal Station & Crowne Plaza Utrecht Centraal Station <i>3rd floor up to and including the 9th floor of the Poortgebouw Hoog Catharijne, Boven Catharijnepoort 4, 3511 WN, and Catharijne Esplanade 13, 3511 WK, Utrecht, the Netherlands</i> Comprising 193-room Hampton by Hilton Utrecht Centraal Station and 144-room Crowne Plaza Utrecht Centraal Station	100.0	Leasehold interest to year 2069	13,822
2) Bilderberg Kasteel Vaalsbroek <i>Vaalsbroek 1 and 5, 6291 NH, Vaals, the Netherlands</i> Comprising a 130-room heritage status hotel	95.0	Freehold	16,270
3) Bilderberg Parkhotel Rotterdam <i>Westersingel 70, 3015 LB, Rotterdam, the Netherlands</i> Comprising a 194-room hotel	95.0	Freehold	12,875
4) Hotel de Bilderberg <i>Utrechtseweg 261, 6862 AK, Oosterbeek, the Netherlands</i> Comprising a 146-room hotel	95.0	Freehold	12,685
5) Bilderberg Hotel 't Speulderbos <i>Speulderbosweg 54, 3886 AP, Garderen, the Netherlands</i> Comprising a 102-room hotel	95.0	Freehold	10,150
6) Bilderberg Europa Hotel Scheveningen <i>Zwolsestraat 2, 2587 VJ, Scheveningen, The Hague, the Netherlands</i> Comprising a 174-room hotel	95.0	Temporary leasehold interest with ground rent paid until year 2026	9,950

Location/Name of Property and Brief Description	Effective Group Interest (%)	Title/Year of Expiry of Land Use Rights	Approximate Gross Floor Area (sq m) ^(b)
7) Bilderberg Hotel De Keizerskroon <i>Koningstraat 7, 7315 HR, Apeldoorn, the Netherlands</i> Comprising a 93-room hotel	95.0	Freehold	7,588
8) Bilderberg Résidence Groot Heideborgh <i>Hogesteeg 50, 3886 MA, Garderen, the Netherlands</i> Comprising a 84-room hotel	95.0	Freehold	7,530
9) Bilderberg Garden Hotel Amsterdam <i>Dijsselhofplantsoen 7, 1077 BJ, Amsterdam, the Netherlands</i> Comprising a 124-room hotel	95.0	Perpetual leasehold interest with indexed ground rent payable on semi-annual basis	6,920
10) Bilderberg Hotel De Bovenste Molen <i>Bovenste Molenweg 12, 5912 TV, Venlo, the Netherlands</i> Comprising a 82-room hotel	95.0	Freehold	6,575
11) Bilderberg Château Holtmühle <i>Kasteellaan 10, 5932 AG, Tegelen, the Netherlands</i> Comprising a 66-room heritage status hotel	95.0	Freehold	5,600
12) Bilderberg Grand Hotel Wientjes <i>Stationsweg 7, 8011 CZ, Zwolle, the Netherlands</i> Comprising a 57-room hotel	95.0	Freehold	4,087
13) Hilton Rotterdam <i>Weena 4-20 (even numbers), 3012 CM, Rotterdam, the Netherlands</i> Comprising a 254-room hotel	33.0	Freehold	20,800
Total for The Netherlands			134,852
GERMANY			
1) Bilderberg Bellevue Hotel Dresden <i>Große Meißner Straße 15, 01097, Dresden, Germany</i> Comprising a 340-room heritage status hotel	94.9	Freehold	40,678
Total for Germany			40,678

MAJOR PROPERTIES

Location/Name of Property and Brief Description	Effective Group Interest (%)	Title/Year of Expiry of Land Use Rights	Approximate Gross Floor Area (sq m) ^(b)
ITALY			
1) Bare shell hotel formerly known as Grand Hotel Puccini <i>Corso Buenos Aires No. 33, Milan, Italy</i> Comprising a bare shell hotel	100.0	Freehold	2,980
Total for Italy			2,980
Grand Total - Hotels			259,551

Location/Name of Property and Brief Description	Effective Group Interest (%)	Title/Year of Expiry of Land Use Rights	Project Construction Commencement Date	Expected Project Handover/Completion Date	Site Area (sq m)	Approximate Gross Floor Area (sq m) ^(b)
DEVELOPMENT PROPERTIES UNDER DEVELOPMENT						
PRC						
1) Millennium Waterfront <i>Wenjiang District, Chengdu, Sichuan Province, PRC</i>	100.0	Leasehold interest to year 2051				
Plot E Expected to comprise three blocks of approximately 2,960 SOHO units (196,000 sq m), one commercial building of 74,200 sq m providing medical/health care services and products, 38,300 sq m of retail space, and 2,450 saleable car park lots			August 2021	Expected handover of Plot E SOHO units in phases from late 2023 to early 2024	38,858	308,500
Plot F Comprising mainly 5 floors of retail and commercial space including a cinema, a supermarket and F&B space, and 593 saleable car park lots			February 2018	Completed in March 2021	9,379	28,148
2) The Brilliance <i>Shilong Town, Dongguan, Guangdong Province, PRC</i> Expected to comprise seven blocks of approximately 820 saleable residential apartments (93,400 sq m), 1,000 sq m of retail space and 850 saleable car park lots	100.0	Leasehold interest to year 2062 (commercial component); and year 2092 (residential component)	December 2022	Expected handover in phases from late 2024	32,383	94,400
3) Primus Bay <i>Panyu District, Guangzhou, Guangdong Province, PRC</i> Comprising 20 blocks of 1,495 residential apartments (163,900 sq m), 2,300 sq m of retail space and 2,020 saleable car park lots	95.0	Leasehold interest to years 2032 and 2037 (commercial component); and years 2062 and 2067 (residential component)	July 2021	Expected handover in phases from late 2023	88,814	166,200

MAJOR PROPERTIES

Location/Name of Property and Brief Description	Effective Group Interest (%)	Title/Year of Expiry of Land Use Rights	Project Construction Commencement Date	Expected Project Handover/Completion Date	Site Area (sq m)	Approximate Gross Floor Area (sq m) ^(b)
4) Kingsman Residence <i>Shijie Town, Dongguan, Guangdong Province, PRC</i> Expected to comprise eleven blocks of approximately 1,230 residential apartments (154,500 sq m), 1,100 sq m of retail space and 1,830 saleable car park lots	50.0	Leasehold interest to year 2062 (commercial component); and year 2092 (residential component)	December 2022	Expected handover in phases from 2025	50,905	155,600
5) Wentang Recycling Factory <i>Dongcheng District, Dongguan, Guangdong Province, PRC</i>	49.5	Leasehold interest to year 2053	Under planning	- ^(c)	33,340	- ^(c)
6) Oasis Mansion <i>Humen District, Dongguan, Guangdong Province, PRC</i> Comprising seven blocks of 738 residential apartments (77,800 sq m), 200 sq m of retail space and 700 saleable car park lots	48.2	Leasehold interest to year 2061 (commercial component); and year 2091 (residential component)	November 2021	Expected handover in phases from June 2024	30,030	78,000
7) Cuilong Bay <i>Dalingshan Town, Dongguan, Guangdong Province, PRC</i> Expected to comprise twelve blocks of approximately 1,240 residential apartments (147,600 sq m), 900 sq m of commercial space, and 1,130 saleable car park lots	46.6	Leasehold interest to year 2062 (commercial component); and year 2092 (residential component)	August 2022	Expected handover in phases from September 2024	42,875	148,500
8) Dalingshan Taigongling Project <i>Dalingshan Town, Dongguan, Guangdong Province, PRC</i>	44.1	Leasehold interest to year 2048	Under planning	- ^(c)	27,830	- ^(c)

Location/Name of Property and Brief Description	Effective Group Interest (%)	Title/Year of Expiry of Land Use Rights	Project Construction Commencement Date	Expected Project Handover/Completion Date	Site Area (sq m)	Approximate Gross Floor Area (sq m) ^(b)
<p>9) Central Mansion <i>Humen District, Dongguan, Guangdong Province, PRC</i> Comprising seven blocks of 562 residential apartments (82,000 sq m), three blocks of 102 SOHO units (26,200 sq m), 3,300 sq m of commercial/retail space and 910 saleable car park lots</p>	36.0	Leasehold interest to year 2061 (commercial component); and year 2091 (residential component)	January 2022	Expected handover in phases from late 2024	39,038	111,500
<p>10) Star of East River <i>Wanjiang District and Nancheng District, Dongguan, Guangdong Province, PRC</i> Comprising a retail mall</p>	30.0	Leasehold interest to year 2054	April 2017	Completed in September 2019 and December 2020	49,136	33,600
<p>11) Skyline Garden <i>Wanjiang District, Dongguan, Guangdong Province, PRC</i> Comprising seven blocks of 804 SOHO units (66,600 sq m), 4,400 sq m of retail space and 1,784 saleable car park lots;</p> <p>All SOHO units and retail space are required to be kept for a minimum holding period of two years as per land tender conditions</p>	27.0	Leasehold interest to year 2059	November 2019	Expected handover of car park lots from September 2023, and SOHO units and commercial space from 2025	42,343	108,300
<p>12) Luwan Garden <i>Wanjiang District, Dongguan, Guangdong Province, PRC</i> Expected to comprise seven blocks of approximately 380 residential apartments (70,700 sq m), and 690 saleable car park lots</p>	27.0	Leasehold interest to year 2092 (residential component)	November 2022	Expected handover in phases from December 2024	31,071	70,700

MAJOR PROPERTIES


Location/Name of Property and Brief Description	Effective Group Interest (%)	Title/Year of Expiry of Land Use Rights	Project Construction Commencement Date	Expected Project Handover/Completion Date	Site Area (sq m)	Approximate Gross Floor Area (sq m) ^(b)
13) Fenggang Project <i>Fenggang District Dongguan, Guangdong Province, PRC</i>	18.0	To be re-zoned	Under planning	- ^(c)	33,800	- ^(c)
14) Time Zone <i>Humen District, Dongguan, Guangdong Province, PRC</i> Expected to comprise 13 blocks of 2,370 residential apartments (296,600 sq m), eight blocks of 5,820 SOHO units (367,400 sq m), a 40,000 sq m hotel, three office towers with 198,100 sq m of office space, a 99,400 sq m shopping mall, 21,200 sq m of commercial/retail space, 4,100 saleable car park lots, and other general amenities to be built for the municipal as per the land tender conditions	17.3	Leasehold interest to year 2060 (commercial component); and year 2090 (residential component)	January 2021	Expected handover in phases from late 2023	183,010	1,022,700
Total for the PRC					732,812	2,326,148
THE NETHERLANDS						
1) Meerparc <i>Amstelveenseweg 638-710, Amsterdam, the Netherlands</i> Comprising approximately 13,357 sq m of office space, 5,786 sq m industrial space and 218 car park lots	100.0	Freehold	Under planning	- ^(c)	9,744	- ^(c)
2) Dreeftoren <i>Haaksbergweg 3-73 (odd numbers), Amsterdam, the Netherlands</i> Expected to comprise a 20-storey office tower (20,231 sq m, including a commercial plinth), a new 130-metre high residential tower with 312 apartments (27,890 sq m) and 136 car park lots	100.0	Perpetual leasehold interest with ground rent paid until year 2039	June 2022	Expected to be completed in late 2024 (office) and 4Q2025 (residential)	5,740	48,121

Location/Name of Property and Brief Description	Effective Group Interest (%)	Title/Year of Expiry of Land Use Rights	Project Construction Commencement Date	Expected Project Handover/Completion Date	Site Area (sq m)	Approximate Gross Floor Area (sq m) ^(b)
3) Prins Hendrikkade 16-19 <i>Amsterdam, the Netherlands</i> Comprising four adjacent monumental buildings with a total lettable floor area of approximately 3,000 sq m, to be fully renovated once the existing lease in respect of the property expires on 31 December 2023	100.0	Freehold	Under planning	- ^(c)	870	- ^(c)
Total for the Netherlands					16,354	48,121
AUSTRALIA						
1) City Tattersalls Club Project <i>194-204 Pitt Street, Sydney, NSW 2000, Australia</i> Expected to comprise the revitalised City Tattersalls Club, a 110-room hotel and 241 residential apartments	39.9	Freehold	March 2023	Expected to be completed in 2027	2,337	34,000
Total for Australia					2,337	34,000
Grand Total – Development Properties Under Development					751,503	2,408,269

Notes:

- Lettable floor area excludes car park space.
- Gross floor area ("GFA") excludes underground GFA and/or car park area.
- Yet to be ascertained as the development plan relating to this project is currently at the preliminary stage.

Artist's impression of
Central Mansion,
Dongguan, PRC





SUSTAINABILITY REPORT

Board Statement

The Board of Directors (the “Board”) of First Sponsor Group Limited (“First Sponsor”) is pleased to present the Group’s Sustainability report for the year ended 31 December 2022 (“FY2022”). This is the Group’s sixth year of disclosing its sustainability performance and encapsulates the Group’s approach to Environmental, Social and Governance (“ESG”) performance and targets for FY2022, demonstrating its continued commitment to sustainability.

The Group recognises the value of integrating ESG considerations into its business and operations, especially as it continues to grow its business across geographical borders and face increasing complexity and volatility challenges. To strengthen the Board’s sustainability skills, the Board has attended sustainability training, to better equip the Board to oversee sustainability efforts and account for sustainability issues when formulating the Group’s long term strategies.

The Board also oversees the management of ESG risks and opportunities, supported by the Group’s Sustainability Steering Committee (“SSC”). Formed by senior management, the Group’s SSC reviews and re-validates the Group’s material ESG factors every year. In FY2022, the Board and SSC determined that the Group’s six material ESG factors remain relevant to the Group’s sustainability priorities. These material factors fall into four priority areas of sustainability, namely Economic Performance, Environmental Responsibility, Social Impact and Corporate Governance. The Board will consider external stakeholder engagement as part of the materiality review process in the future, to the extent relevant.

The Board has approved the disclosure of sustainability performance and targets in this report. Going forward, the Board will continue to integrate sustainability into the Group’s overall business strategy and goals by focusing on the areas where the Group can make the most impact. First Sponsor will publish the sustainability report annually to update you with its progress and achievements in sustainability.

About This Report

This sustainability report summarises First Sponsor’s sustainability practices and performance from 1 January 2022 to 31 December 2022.

This report, published annually, has been prepared in accordance with the Global Reporting Initiative (GRI) 2021 Standards, as well as with the requirements of SGX-ST Listing Rules Practice Note 7.6: “Sustainability Reporting Guide”. First Sponsor has chosen the GRI Standards as it is the most widely used sustainability reporting framework globally. In line with SGX’s requirements to phase in climate reporting based on the Task Force on Climate-related Financial Disclosures (“TCFD”) framework by 2024, First Sponsor is

committed to doing its part in combating climate change and is in the process of integrating TCFD recommendations to its business. First Sponsor aims to disclose its alignment to TCFD in future sustainability reports.

The report covers the listed entity, First Sponsor¹, and six hotels from the Group’s property holding business, namely, Crowne Plaza Chengdu Wenjiang Hotel and Holiday Inn Express Chengdu Wenjiang Hotspring Hotel in the PRC (hereafter referred together as “Wenjiang Hotels”), Hilton Rotterdam Hotel (“Hilton Rotterdam”), Hampton by Hilton Utrecht Centraal Station (“HbH Utrecht”) and Crowne Plaza Utrecht Centraal Station (“CP Utrecht”) in the Netherlands, and Bilderberg Bellevue Hotel Dresden (“Bilderberg Dresden”) in Germany². Unless otherwise specified, the practices, performance, and targets disclosed in this report apply to the same aforementioned reporting scope. All environmental and occupational health and safety data focuses on the six above-mentioned hotels only and excludes tenant consumption.

The reporting scope for this report includes properties for which the Group has more than 50% effective interest, and excludes properties that were not operational for more than six months in the financial year, or for which the Group has no operational control over.

On 2 May 2022, the Group increased its effective equity interest in Queens Bilderberg (Nederland) B.V. (“QBN”) from 31.4% to 95%. QBN owns and operates 11 Bilderberg hotels located in the Netherlands which are all managed by Event Hotels Group (“EHG”), which owns the other 5% of QBN. The QBN hotels have not been included in the scope of the FY2022 sustainability reporting in view of the transition of ownership during the year. Management is working with EHG to enhance the harmonization of data collection to enable greater data consistency in the future. The investment properties held by 90%-owned Dongguan East Sun Limited (“East Sun”) are also excluded as they are not material. Specifically, they constituted 0.6% of the Group’s total asset base as at 31 December 2022.

Development properties in the PRC and the Dreeftoren redevelopment in the Netherlands are also excluded, with PRC development properties excluded due to the interruptions from Covid-related lockdowns during 2022, while the Dreeftoren redevelopment was excluded due to challenges in obtaining reliable data. First Sponsor is in the process of evaluating the accuracy and reliability of data obtained from third party contractors, and will consider their inclusion in future reporting scopes, subject to data accuracy and reliability.

No external assurance has been sought for this report. However, PwC, the internal auditor of First Sponsor had conducted an internal review of the sustainability reporting process of the Group during FY2022. Please forward any enquiries or feedback to ir@1st-sponsor.com.sg.

⁽¹⁾ Refers to the Singapore branch office of First Sponsor, which is also the corporate headquarters of the Group.

⁽²⁾ The Wenjiang Hotels are jointly managed by InterContinental Hotel Group (“IHG”), Hilton Rotterdam is managed by Hilton Worldwide Holding Inc. (“Hilton”), and Bilderberg Dresden is managed by Event Hotels Group (“EHG”). HbH Utrecht and CP Utrecht are managed by the Group and is under a franchise agreement with Hilton and IHG respectively.

SUSTAINABILITY REPORT

Sustainability at First Sponsor

Sustainability is integral to First Sponsor's aim of providing quality products and services. First Sponsor has identified four priority areas of sustainability, which support the Group's business strategy and represent key risks and opportunities. These priority areas are underpinned by the six material ESG factors as shown in the chart below. Each of the six material issues are supported by targets, driving continuous performance improvements.



The six material topics were reviewed according to GRI principles by the SSC in FY2019 with the help of an independent consultant, which involved an analysis of the local and global sustainability reporting context, an assessment of sustainability reporting expectations from ESG frameworks, including GRI, GRESB, DJSI, and SASB, and an assessment of peers. In FY2022, these topics were reviewed by the SSC and Board, and found to still be relevant to First Sponsor's business and stakeholders. The Board, supported by the SSC will continue to assess the relevance of the above material topics on an annual basis, taking into consideration relevant feedback from key stakeholders.

By holistically managing its material factors through its four high-impact areas, First Sponsor can bring about positive environmental and social value for its employees, customers and investors alike.



Economic Performance: First Sponsor primary economic objective is to maximize the long-term rate of return of shareholders. Doing so involves capitalising on new growth opportunities to remain relevant and competitive.



Environmental Responsibility: First Sponsor is cognizant of the impact of climate change on society and its operations, and is committed to minimising its environmental footprint. The Group applies the Precautionary Principle³ in managing its energy and water consumption, and has adopted various resource-efficient practices.



Social Impact: As a responsible corporate citizen, First Sponsor strives to create a positive social impact for its stakeholders. The Group seeks to create a rewarding, collaborative and inclusive working environment for its employees, tailoring training programmes to align with industry needs and to retain and develop the right talent for growth. First Sponsor is also committed to cultivating a strong safety culture to maintain the health and safety of its employees and customers.







Corporate Governance: To build and maintain stakeholder trust, transparency and high ethical standards are essential. First Sponsor does so through strong and robust corporate governance to prevent corruption and ensure regulatory compliance, laying the foundation for efficient management of ESG issues and upholding the Group's core values.

First Sponsor's consideration for ESG issues goes beyond its operations, extending throughout its value chain to its business partners and suppliers. When a service provider is involved, such as a hotel manager, the Group works closely with them to bring alignment in sustainability approaches. First Sponsor typically partners with trusted hotel managers that have high sustainability commitments already in place, such as InterContinental Hotel Group ("IHG"), Hilton Worldwide Holding Inc. ("Hilton"), and Event Hotels Group ("EHG"). This helps ensure that the Group's partners are aligned on the importance of driving sustainability practices across its properties.

⁽³⁾ The Precautionary Principle was adopted by the United Nations Rio Declaration on Environment and Development in 1992. It states: 'In order to protect the environment, the precautionary approach shall be widely applied by States according to their capabilities. Where there are threats of serious or irreversible damage, lack of full scientific certainty shall not be used as a reason for postponing cost-effective measures to prevent environmental degradation.' Applying the Precautionary Principle in risk management or product development helps an organisation to reduce or to avoid negative impacts on the environment.

SUSTAINABILITY REPORT

Material Factors and Targets ⁴

Material Factors	FY2022 Targets	Performance for FY2022	FY2023 Targets
Economic Performance			
 <p>Economic Performance</p>	<ul style="list-style-type: none"> To maximize the long-term rate of return of shareholders 	<ul style="list-style-type: none"> Details of the financial performance and targets can be found in the Financial Review and the Financial Statements section of this Annual Report 	<ul style="list-style-type: none"> To maximize the long-term rate of return of shareholders
Environmental Responsibility			
 <p>Energy, Emissions and Water</p>	<ul style="list-style-type: none"> To maintain or reduce current levels of energy and water intensity from FY2019 levels⁵ 	<ul style="list-style-type: none"> Energy intensity decreased from 132 kWh per occupied room in FY2019 to 55 kWh per occupied room in FY2022 (see page 53) Water intensity decreased from 1.04m³ in FY2019 to 0.51m³ per occupied room in FY2022 (see page 54) 	<ul style="list-style-type: none"> To maintain or reduce current levels of energy and water intensity from FY2019 levels⁶
Social Impact			
 <p>Talent Retention and Training</p>	<ul style="list-style-type: none"> To provide performance review to all eligible employees 	<ul style="list-style-type: none"> All eligible⁷ permanent employees received regular performance reviews (see page 56) 	<ul style="list-style-type: none"> To provide performance reviews to all eligible employees
 <p>Occupational Health and Safety</p>	<ul style="list-style-type: none"> To pass safety audits with no serious breaches reported To maintain a safe workplace with zero work-related fatalities and zero major injuries To improve safety rates (Workplace Injury Rate) from current levels 	<ul style="list-style-type: none"> Passed safety audits with no serious breaches reported (see page 57) Zero workplace fatalities (see page 58) Workplace Injury Rate decreased from 1,620 per 100,000 workers in FY2021 to 1,429 per 100,000 workers in FY2022, despite having the same number of 7 recordable injuries in both financial years. This reduction was due to the increased number of workers. 	<ul style="list-style-type: none"> To pass safety audits with no serious breaches reported To maintain a safe workplace with zero work-related fatalities and zero major injuries To improve safety rates (Workplace Injury Rate) from current levels
 <p>Customer Health and Safety</p>	<ul style="list-style-type: none"> To maintain zero cases of non-compliance concerning customer health and safety 	<ul style="list-style-type: none"> Zero cases of non-compliance concerning customer health and safety (see page 58) 	<ul style="list-style-type: none"> To maintain zero cases of non-compliance concerning customer health and safety


⁽⁴⁾ For information on the scope of the performance highlights and targets, please refer to the "About This Report" section on page 47.

⁽⁵⁾ FY2019 is used as the base year for this target, as FY2020, FY2021 and FY2022 performance were impacted due to the Covid-19 pandemic.

⁽⁶⁾ FY2019 is used as the base year for this target, as FY2020, FY2021 and FY2022 performance were impacted due to the Covid-19 pandemic.



⁽⁷⁾ Excludes permanent employees who were under traineeship programs or probation.

SUSTAINABILITY REPORT




Material Factors	FY2022 Targets	Performance for FY2022	FY2023 Targets
Corporate Governance			
 <p>Regulatory Compliance</p>	<ul style="list-style-type: none"> To maintain zero incidents of confirmed corruption To maintain zero non-compliance with environmental and social economic laws and regulations 	<ul style="list-style-type: none"> Zero incidents of confirmed corruption (see page 60) Zero incidents of non-compliance with environmental and socio-economic laws and regulations (see page 60) 	<ul style="list-style-type: none"> To maintain zero incidents of confirmed corruption To maintain zero non-compliance with environmental and social economic laws and regulations

Stakeholder Engagement

First Sponsor recognizes the importance of engaging its stakeholders to successfully develop and implement sustainable practices. It therefore regularly engages the following key stakeholders, who are groups impacted by or have an impact on the Group's business operations. In FY2022, there were no critical concerns raised by shareholders to the Board.

Key stakeholders	Main objective	Engagement methods	Frequency	Key Topics and Concerns Raised
 <p>Shareholders and investors</p>	To disseminate accurate and timely information on the Group's performance and strategic direction	<ul style="list-style-type: none"> Release of financial results, announcements, voluntary updates, annual reports, press releases, and other relevant disclosures through SGXNET and First Sponsor's website Updates through one-on-one/ group meetings and investor roadshows Annual General Meeting Extraordinary General Meeting 	<ul style="list-style-type: none"> Throughout the year Throughout the year Once a year When necessary 	<ul style="list-style-type: none"> Timely and clear communication of corporate results and business strategies
 <p>Tenants and hotel guests</p>	To understand expectations and improve satisfaction	<ul style="list-style-type: none"> Tenant engagement activities (where applicable) Informal gatherings and networking sessions among hotel employees Management circulars and notices 	<ul style="list-style-type: none"> Throughout the year 	<ul style="list-style-type: none"> Improvement in service provided to tenants and hotel guests and hotel operations

SUSTAINABILITY REPORT

Key stakeholders	Main objective	Engagement methods	Frequency	Key Topics and Concerns Raised
 <p>Employees</p>	To create a safe, inclusive and rewarding working environment to sustain employee morale	<ul style="list-style-type: none"> Employee surveys Training and development programmes Formal feedback channels (e.g. town halls, department meetings) Informal feedback channels (e.g. lunch meetings) Recreational and team building activities 	<ul style="list-style-type: none"> Twice a year and annually as the case may be Throughout the year Quarterly and monthly as the case may be Throughout the year Throughout the year 	<ul style="list-style-type: none"> Communication of hotels' strategic direction Clear communication with colleagues, tenants and hotel guests
 <p>Analysts and the media</p>	To make announcements and gain feedback	<ul style="list-style-type: none"> Analysts' briefings for semi-annual and full-year results, conducted by senior management Updates through one-on-one/group meetings 	<ul style="list-style-type: none"> Semi-annually 	<ul style="list-style-type: none"> No major concerns raised
 <p>Government and regulators</p>	To comply with relevant laws and regulations	<ul style="list-style-type: none"> Industry networking (where applicable) Annual regulatory audits (where applicable) 	<ul style="list-style-type: none"> Throughout the year 	<ul style="list-style-type: none"> No major concerns raised

Energy, Emissions and Water

As a hotel owner and operator, First Sponsor is cognisant of the impact its businesses have on the environment, especially as hotels consume significant energy and water resources. First Sponsor strives to do its part in mitigating climate change by reducing its energy consumption and greenhouse gas emissions. First Sponsor also aims to consume and discharge water responsibly, conserving water where possible.

To inspire a sense of ownership of sustainability among employees, the hotels have incorporated environmental education to the training that employees receive, and have organised various activities to raise awareness on environmental issues.

In the Wenjiang Hotels managed by IHG, they inculcate sustainability by providing Green Aware training as part of the new hire induction programme, and introducing carbon emission indicators in the performance evaluations of hotel general managers. They also utilize the Green Meeting project to encourage participants to reduce consumption of bottled water and paper cups by using non disposables.

The Wenjiang Hotels also have the following facility installations, operational standards and initiatives to improve resource efficiency:

Energy

- Installing an energy meter system for real-time recording and accurate analysis of energy consumption
- Installing an intelligent lighting control system for hotel common areas
- Installation of glass panels in the lobby and other areas for admission of natural light
- Equipping the heating, ventilation and air-conditioning system with temperature control and valve control
- Implementation of a temperature control scheme according to the hotels' winter and summer operating conditions
- Sealing restaurant windows with 3M foil to increase insulation

Water

- Installing water-saving faucets and shower nozzles in hotel rooms
- Equipping the steam system with a condensate water collector for recycling

Waste

- Recovering hotel garbage and waste to be treated by relevant qualified and state-approved recycling companies
- Sewage from the kitchens is drained by a grease separator and waste oil is separated for recovery and processing by a qualified company
- Sewage from guest rooms is treated by a septic tank and discharged into the municipal sewage system

Procurement

- Use of suppliers who meet the requirements of IHG, such as using recyclable and bio-degradable paper straws as plastic straws are strictly prohibited

For Hilton Rotterdam and HbH Utrecht, their sustainability performance is monitored on Hilton's environmental and social impact performance management platform LightStay, which allows the hotels to track progress against goals and identifies areas for improvement. Through LightStay, both hotels are certified to 14001 Environmental Management standard and ISO 50001 Energy Management standard.

Since FY2021, Hilton launched a carbon offset programme in the Netherlands to offer businesses the opportunity to offset the carbon footprint of their meetings and events at no extra cost. At Hilton Rotterdam, the carbon emissions of all meetings with 10 or more participants will be offset through the purchase of carbon credits with South Pole. South Pole helps their partners to develop and implement comprehensive emission reduction projects and strategies that turn climate action into long-term business opportunities.

Hilton Rotterdam utilizes LightStay to proactively manage energy, water and waste by comparing weekly consumption and identifying opportunities to reduce consumption. They also implemented the following initiatives on energy, water and waste management:

Energy

- Replaced existing lightings with LED bulbs in guest rooms and toilets on the ground floor
- Preparing for the renewal of chillers with a more energy efficient type

Water

- Water-saving equipment is installed in hotel room showerheads, taps and toilets to ensure efficient use of water resources, saving up to 12 litres of water per minute
- Water used in guest rooms, for cleaning activities and plant watering is discharged by sewer pipes directly into street sewers
- Water from the kitchens is passed through a grease separator before being discharged into the street sewers

Waste

- Plastic covers on linen trolleys have been replaced with reusable covers
- Washed or ironed clothing are returned to guests without plastic cover to avoid plastic waste
- Reduced plastic food packaging without compromising safety and quality of food products based on procurement guidelines
- Waste is segregated by the hotel employees into glass, plastic and paper to facilitate recycling
- Used plastic bottles are returned to the supermarkets
- Used soaps in guest rooms are donated to Clean the World for recycling
- Batteries and fluorescent tubes are separated from general waste for proper end-of-life treatment

At HbH Utrecht and CP Utrecht, their energy-saving initiatives include the use of LED lighting. Water efficient equipment is also installed in toilets. HbH Utrecht offers vegetarian and vegan food options to reduce guests' carbon footprint, while CP Utrecht has a "Plant a tree" program, where guests with a minimum stay of 2 nights can waive their room cleaning and choose to sponsor the planting of a tree instead.

SUSTAINABILITY REPORT

Bilderberg Dresden maintained its status as a Certified Green Hotel in FY2022 after testing and verification by the business travel association VDR. The hotel had improved its score through energy saving initiatives such as adopting LED lights and installing insulation flat roofs, which reduce heat loss and hence airconditioning use. At the 2022 Certified Star Award, the hotel also won 3rd place for being customers' most-liked Certified Green Hotel. To support guests' desire to be sustainable, the hotel has a "Green Choice" program, where guests can choose to skip the room cleaning service, with each waiver leading to a donation to the Dresden Environmental Center. It also houses five bee colonies on its roof, which annually produces about 250 kilograms of honey for use at the breakfast buffet, and encourages guests to reduce their transportation emissions by offering bicycle rental and electric vehicle charging stations.

The Bilderberg Dresden also has the following initiatives to reduce their environmental footprint:

Energy

- Progressively converting all lighting to LED lighting
- Proactively switching off heating and cooling after an event
- Reducing heating and cooling in the guest rooms
- Commitment to install solar power panels with a target implementation date of June 2023
- Considering the feasibility of improving room heating and cooling controls

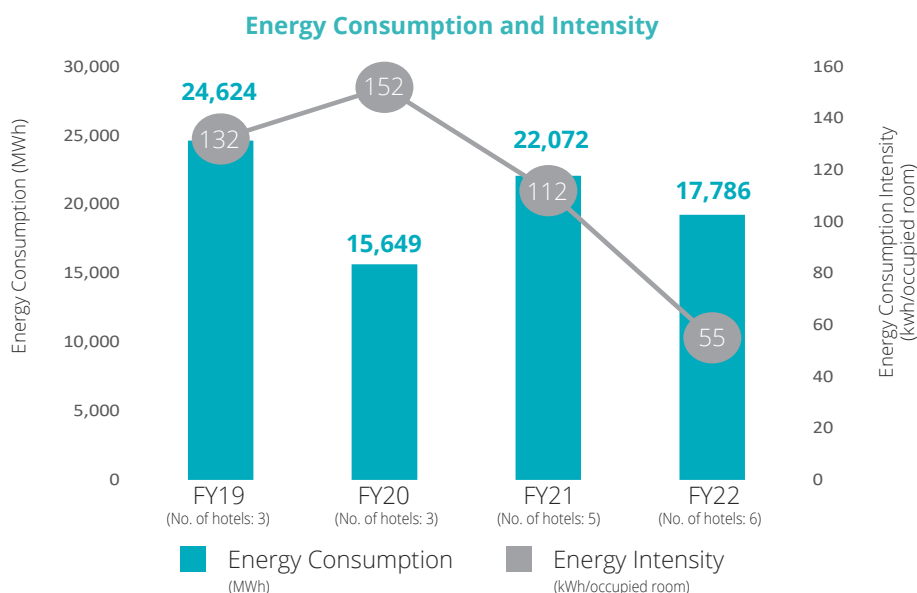
Water

- Renovated 51 bathrooms to use water efficient shower heads, thus reducing water usage
- Garden uses drip irrigation, which efficiently uses water and reduces water consumption

Waste

- Waste separation bins in all 340 rooms and office areas, allowing waste segregation and ease of recycling
- Banning plastic straws in the bar
- Purchase of bulk containers in housekeeping to reduce packaging waste

Energy consumption, greenhouse gas emissions and water consumption performance data⁸



For FY2022, the Group's total electricity consumption was 14,852 mega-watt hours ("MWh") and gas consumption was 2,934 MWh⁹. The Group's total energy consumption in FY2022 hence amounted to 17,786 MWh, a 19% decrease from FY2021. This decrease is due mainly to the partial closures at the Wenjiang Hotels during FY2022.

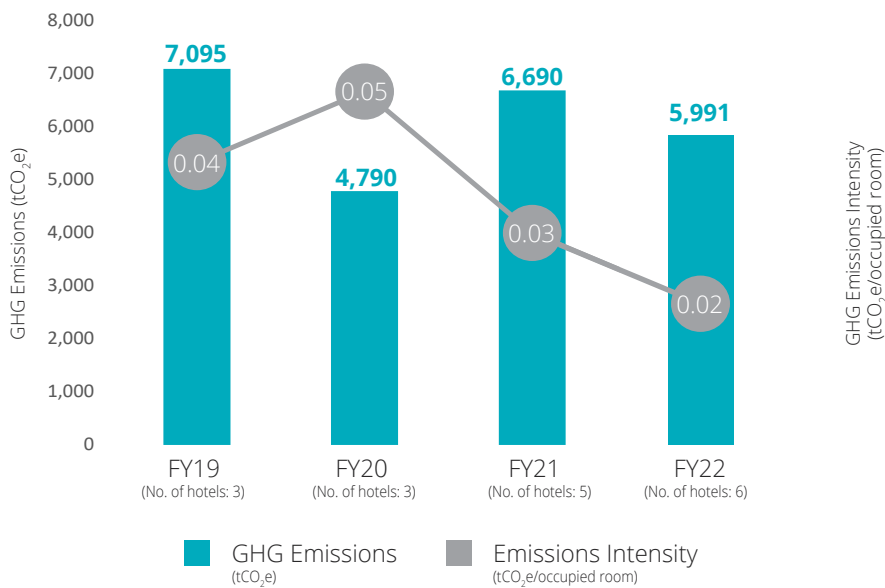
Compared to FY2021, the Group observed a 51% reduction in energy consumption per occupied room, due partly to a significant increase in room occupancy as lockdown restrictions are lifted. Energy consumption per gross floor area (GFA) was 95.6 kWh/m² in FY2022, a 22% reduction from FY2021.

⁽⁸⁾ Holiday Inn Express Chengdu Wenjiang was closed during the following periods, 19 Jul 2022– 28 Jul 2022, 1 Aug, 25 Aug 2022 – 4 Oct 2022.

⁽⁹⁾ Conversion factors were referenced from IPCC 2006.

SUSTAINABILITY REPORT

GHG Emissions and Intensity

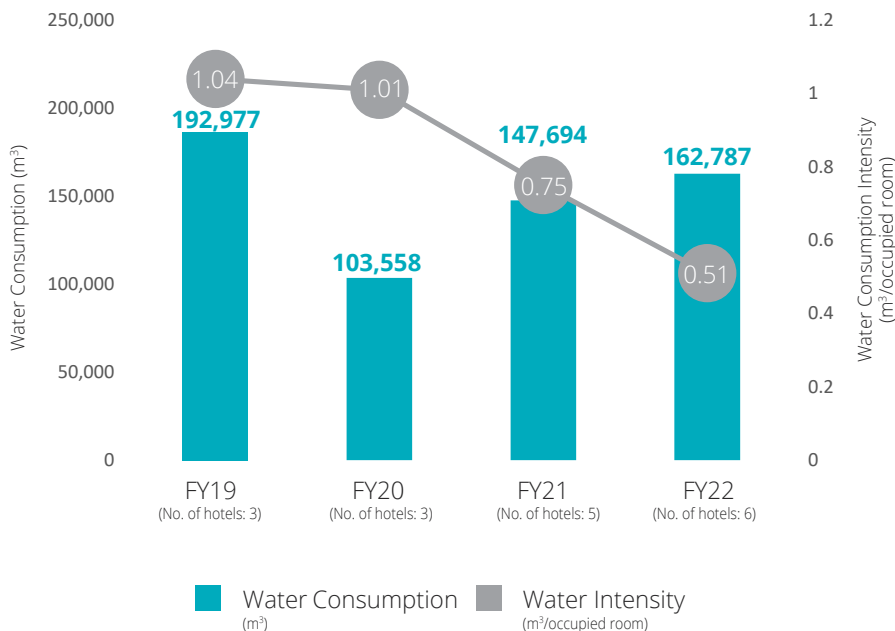


The Group's total greenhouse gas ("GHG") emissions were 5,991 tonnes of carbon dioxide equivalent (tCO₂e)¹⁰ in FY2022, a 10% decrease from FY2021. The decrease in emissions is due mainly to the lower energy consumption in the Wenjiang Hotels.

The largest source of emissions was from Scope 2 (electricity) emissions at 5,479 tCO₂e, while Scope 1 (gas) emissions amounted to 512 tCO₂e.

GHG emissions per occupied room in FY2022 fell by 45%, driven by a reduction in energy use across our hotels, and an increase in occupied rooms. Due to our switch to more updated emission factor sources, there was a restatement of information for FY2021 emissions¹¹.

Water Consumption and Intensity



First Sponsor monitors water consumption via water metering tables. The Group's municipal water consumption increased by 10% from 147,694m³ in FY2021 to 162,787m³ in FY2022. Water intensity decreased by 32% from 0.75m³ in FY2021 to 0.51m³ per occupied room in FY2022. This decrease can be attributed to a larger increase in the number of occupied rooms in FY2022 relative to the increase in water consumption.

Moving forward, First Sponsor intends to step up its efforts to improve environmental efficiency. In FY2023, First Sponsor aims to maintain or reduce current levels of energy and water intensity from FY2019 levels¹².

⁽¹⁰⁾ The emission factors utilized market based emission factors where possible, and referenced Climate Transparency Report (2021) and the Association of Issuing Bodies (2021) where not possible. It has been assumed that heating in China and Germany is electric powered.

⁽¹¹⁾ Restated FY2021 total GHG emissions from 8,391 to 6,690 tCO₂e, FY2020 total GHG emissions from 6,580 to 4,790 tCO₂e, FY2019 total GHG emissions from 9,548 to 7,095 tCO₂e. This had accordingly reduced the emissions intensity for FY2021 from 0.04 to 0.03, FY2020 from 0.06 to 0.05 and FY2019 from 0.05 to 0.04.

⁽¹²⁾ FY2019 is used as the base year for targets, as FY2020, FY2021 and FY2022 performance were impacted due to the Covid-19 pandemic.

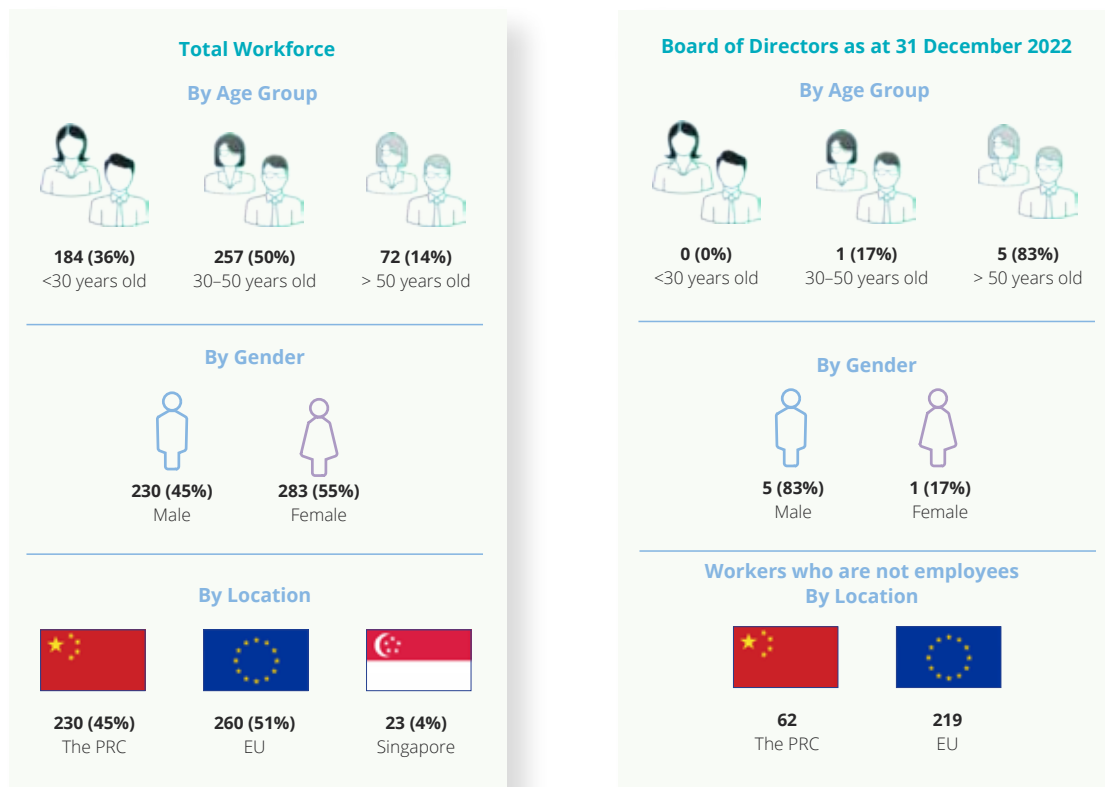
SUSTAINABILITY REPORT

Talent Retention and Training

First Sponsor recognises that retaining and developing its employees are key to delivering high-quality products and services. With a human resource policy that espouses equal opportunities and fair employment practices, First Sponsor's effective recruitment process ensures a stable pipeline of talent. Bilderberg Dresden takes a proactive approach to recruiting talent for apprenticeship, via a Trainee Dinner.

First Sponsor recognizes the advantages of diversity in terms of skills, knowledge, and experience, as well as the wider aspects of diversity such as gender and age. Fostering a diverse and inclusive Board will enhance the quality of discussions and decision-making. In FY2022, First Sponsor reviewed the Board Diversity Policy, which can be found in pages 79 - 81. First Sponsor seeks to maintain a diverse workforce to encourage different perspectives and enhance its quality of service. All qualified candidates are considered for employment without discrimination of gender, age, ethnicity, religion and national origin. Compensation is objectively determined based on position, competency and performance, and in the case of the Netherlands, the Collective Labour Agreement. All key personnel of Hilton Rotterdam are required to attend training on "Diversity and Inclusion" to integrate these values into the daily operations of the hotel.

In FY2022, the corporate headquarters office and the six hotels had a total of 513 employees and 281 workers who are not employees on average, as compiled by the respective Human Resource departments¹³. As part of the hotel industry, First Sponsor regularly engages workers who are not employees, such as cleaning staff and waiters. The charts below show the breakdown of both employees as well as workers who are not employees.











First Sponsor promotes regular open and two-way communication between employees and management. Throughout the pandemic, the hotels made sure to keep employees regularly updated on the operational situation and maintained employee morale via virtual communication and frequent check-ins. Bilderberg Dresden held a Kick-off Day for all employees to reflect and align on its key pillars, as well as understand market trends.

In FY2022, there were a total of 129 new hires, with an average monthly new hire rate of 2.1%. Meanwhile, 140 employees left the organisation, with an average monthly turnover rate of 2.3%.

⁽¹³⁾ The figures for all employees and workers who are not employees are calculated based on the respective headcount at the end of each quarter and averaged across the year, to account for fluctuations as per GRI recommendation.

Table 1: New employee hire and employee turnover rates by age, gender and region

FY2022	Monthly new hire rate	Monthly turnover rate
By age group		
 < 30 years old	3.7%	3.4%
 30 – 50 years old	1.3%	1.7%
 > 50 years old	0.7%	1.3%
By gender		
 Male	2.4%	2.5%
 Female	1.9%	2.1%
By region		
 The PRC	2.3%	2.8%
 EU	2.0 %	2.1%
 Singapore	1.4%	1.4%
Overall	2.1%	2.3%

The Group also believes in investing in its people through training and development. In a dynamic business environment, First Sponsor recognises the need to continually upgrade its employees with the skills necessary for growth.

First Sponsor provides training and development programmes to cater to the learning needs of its employees. The learning programmes cover a wide range of topics, both professional and personal, such as new employee orientation, personal grooming, time management, job-specific skills and leadership skills. Employees are also encouraged to conduct cross trainings with other departments to improve interpersonal skills and encourage inter-departmental cooperation.

In FY2022, Hilton Rotterdam ran several on-the-job and cross departmental trainings for both the team members and new hires. As hiring and retaining team members is a big challenge in the hotel industry, they partnered agencies and recruiters to support in acquiring the appropriate talent. This enabled them to recover quickly to minimize disruptions to business. With the understanding that work pressure is high during peak periods in a year, they conduct member appreciation activities throughout the year, such as through hotel parties for employees, departmental outings, birthday gifts and virtual high five cards.

To maintain employee wellbeing, HbH and CP Utrecht have offered individual support for personnel to cope with high energy prices, as well as providing a year-end bonus. In addition, an all staff party was organised to strengthen employee cohesion.

In FY2022, Bilderberg Dresden conducted trainings to upgrade employees' hard and soft skills. The Executive Team received training on restarting operations amidst the pandemic, while employees received training on handling complaints. All employees were also trained on the hotel property management software system SIHOT, to aid in the development and implementation of the system across hotel operations. To strengthen the hotel's "Wir vom Bellevue" branding, the hotel has also launched a new corporate design to better reflect its values.

To support long-term career development, First Sponsor offers regular performance reviews to communicate employees' performance and career goals. The review provides feedback on areas of improvement and communicates decisions such as bonus, promotion and internal transfers. It also helps to evaluate employees' progress towards their career goals and identify needs for skill upgrades. In FY2022, First Sponsor provided all eligible¹⁴ permanent employees with at least one performance review.

Going forward, First Sponsor will stay committed to maintaining a positive and engaging working environment for its staff. In FY2023, First Sponsor targets to continue to conduct performance reviews for all eligible permanent employees.

⁽¹⁴⁾ Exclude permanent employees who were under traineeship programmes or probation.

SUSTAINABILITY REPORT

Health and Safety

First Sponsor's employees, who are its greatest assets, have the right to a safe and secure working environment and to return home safely at the end of the working day. First Sponsor recognises its responsibility to provide a safe and healthy environment for its employees, tenants, customers and all other building users. The Group continuously identifies potential safety hazards and implements precautions to minimise the risks.

Occupational Health and Safety (OHS)

First Sponsor believes that inculcating a strong safety culture in the workplace will protect the company's most valuable asset – its people. First Sponsor is committed to ensuring that safety risks are properly identified and mitigated, wherever possible. First Sponsor respects the right of its employees to refuse unsafe work without fear of reprisal. As part of the OHS management system, the hotels have Workplace Safety and Health (WSH) policies in place. The policy sets out a chain of command and accountability regarding health and safety issues and covers all employees and activities at their workplace, as well as contractors at Hilton Rotterdam, in accordance with the ARBO law (Dutch Working Condition Act).

Safety personnel assess the physical, environmental and safety practices to identify areas of high risks. Corresponding preventive action plans are developed to address identified risks. At the Crowne Plaza Chengdu Wenjiang Hotel, employees working in identified high-risk conditions, such as chefs or those operating boilers, undergo annual occupational health check-ups to identify and eliminate occupational health conditions. At Hilton Rotterdam, HbH Utrecht and CP Utrecht, this is done in the form of an annual Risk Assessment and Evaluation inspection, in accordance with Dutch Law. In FY2022, Bilderberg Dresden conducted work and fire safety training for new apprentices, as well as technical site inspections with all managers on duty.

Work-related accidents are investigated based on the standard operating procedures ("SOPs"). At the Wenjiang Hotels, injury reports describing the cause and details of the injury are required by the Human Resource Department for investigation and reporting to the local social security bureau. Employees who are hospitalised due to work-related injuries are provided with paid sick leave. Their medical expenses are covered by work injury insurance and employers' liability insurance. Every work-related injury is reviewed and analysed by the Human Resource Department and management team at the Wenjiang Hotels so as to determine the causes of such work-related injuries. Subsequently, the most appropriate and effective procedures are discussed and implemented to eliminate all future and potential safety risks. Safety briefings and operation trainings are also conducted to improve employees' safety awareness and prevent similar accidents from occurring.

Over at Hilton Rotterdam, all incidents must be reported to the supervisor or Head of Department who will file an incident report on the same day with the employee(s) involved. The report is sent to all related employees and discussed with the management team. Hotel management regularly engages with employees that require medical leave and ensures that occupational health and safety services are provided in the employees' subsequent re-integration at work. All incidents and their outcomes are reported to the regional safety and security officer at quarterly Safety and Security meetings.

At HbH Utrecht and CP Utrecht, SOPs when preparing for and responding to emergencies are guided by Hilton's Crisis Response Manuals.

To improve transparency and accountability, First Sponsor also provides communication channels across all levels to gather feedback on safety and health-related issues. On an annual basis, internal and/or external safety audits are conducted in all six hotels. For example, Hilton Rotterdam conducts an annual third-party Risk Inventory Assessment, while the Wenjiang Hotels conduct annual on-site fire audits. In FY2022, there were no significant OHS risks identified and no serious breaches reported at all six hotels.

The Group aims to inculcate a culture of safety among its employees through training and education. Employees are required to undergo compulsory safety training prior to the commencement of their work, during which they are trained to exercise safety precautions and administer necessary personal protective equipment. At Hilton Rotterdam, all employees receive annual training on the security manual, and each department receives annual training on the safety guide as well. These resources enable more effective implementation of the Group's workplace safety programmes.

In FY2022, across the six hotels, First Sponsor recorded zero workplace fatalities, zero major work-related injuries¹⁵, and seven minor work-related injuries over 998,088 man-hours worked. Following the incidents, safety hazards were identified and employees' safety training and workplace safety measures were implemented to prevent similar injuries in the future. The Workplace Injury Rate¹⁶ for permanent employees was 1,429 per 100,000 workers¹⁷. The year on year comparison of safety data is shown in Table 2 below.

Beyond occupational health and safety, Hilton Rotterdam also promotes the holistic well-being of employees by organising fitness lessons in the hotel. Employees can also utilise fitness facilities in the hotel and are entitled to a corporate discount on health insurance with the hotel's insurance provider.

Customer Health and Safety

First Sponsor strongly believes in the provision of a safe, clean and enjoyable experience for its hotel guests and other building users. Hence, First Sponsor is committed to upholding the highest standards in health and safety for its valued customers. The hotels have established SOPs and contingency plans to prevent and minimise safety hazards. Proper alert systems have been put in place in the hotels. The systems enable any crisis to be escalated and followed-up promptly with the appropriate personnel on the situation. To enhance emergency preparedness, the hotels conduct regular fire drills, so that employees are properly trained to facilitate a safe evacuation for all. Firefighting equipment is inspected and maintained regularly in line with local laws and regulation. Necessary first aid training is also provided to the team so that employees can provide necessary assistance to guests in need.

In the Wenjiang Hotels, the Food Safety Management System ("FSMS") is updated regularly to follow the latest IHG Group requirements. The FSMS manager is directly accountable to the Executive Office. Every six months, the FSMS manager leads a drill on foodborne illness response, to reinforce the SOPs in handling food safety emergencies.

For Hilton Rotterdam, HbH Utrecht and CP Utrecht, all employees involved in the food service line have been trained on HACCP (Hazard Analysis and Critical Control Points) food hygiene procedures and are re-trained regularly. Hilton Rotterdam is subject to unannounced independent audits by its appointed food safety testing agency, Bureau de Wit. HbH Utrecht and CP Utrecht was audited bi-monthly by the same agency and received a food safety certificate for consistent high scores in FY2021, resulting in exemptions from government audits for the next two years up to FY2023.

Bilderberg Dresden has also attained HACCP certification. To ensure food safety and quality, the hotel conducts regular checks on cooling time and temperature, food temperature, storage, and cleaning. The hotel undergoes regular Legionella testing by a third-party company and reinforced Legionella prevention measures during the lockdown periods.

Enhancing the security of its hotel guests and its property is another key focus area for First Sponsor. The entrance and exit of personnel are tightly controlled by the security team. The hotel premises are also under camera surveillance. In the Hilton Rotterdam, burglary alarms are placed across key locations in the hotel, with a direct connection to the local police station.

Table 2: Health and safety statistics

	FY2021	FY2022
Number of Workplace Fatalities <i>Number of workplace deaths</i>	-	-
Workplace Injury Rate <i>Number of fatal and non-fatal injuries per 100,000 workers</i>	1,620	1,429
Number of non-compliance cases concerning the health and safety of customers	-	-

⁽¹⁵⁾ Defined by Singapore Ministry Of Manpower as non-fatal but severe injuries such as amputation, fractures and burns, concussion or injuries with more than 20 days of medical leave.

⁽¹⁶⁾ Workplace Injury Rate = (Number of fatal and non-fatal injuries)/(Average number of workers) × 100,000.

⁽¹⁷⁾ Workplace Injury Rate only includes employees from the six hotels and not the Singapore corporate office.

SUSTAINABILITY REPORT

The Covid-19 pandemic has heightened global awareness of the importance of health and hygiene at workplaces and public spaces. Since 2020, First Sponsor's hotels have taken additional measures to protect the Group's stakeholders during this pandemic, in accordance with government regulations. This was done through their respective safety standards, with the IHG Clean Promise standards for the Wenjiang hotels and CP Utrecht and Hilton's Clean Stay programme for the Hilton Rotterdam and HbH Utrecht. With its rigorous cleaning procedures and leading cleaning technologies, First Sponsor is committed to ensuring a safe and clean environment for its hotel guests.

At Bilderberg Dresden, First Sponsor has implemented hygiene and safety measures according to guidelines and directives from the authorities. In FY2022, the hotel also attained the hygiene certification "Certified Hygiene Check". This certification is a voluntary program for hygiene and cleaning controls in hotels carried out by an independent testing institute. First Sponsor is committed to the well-being of its guests and will continue to refine these measures regularly to create a safe environment for all.

Going forward, First Sponsor remains committed to promoting occupational and customer health and safety, targeting to pass safety audits with no serious breaches reported. In FY2023, First Sponsor aims to maintain a safe workplace with zero work-related fatalities, zero major injuries and zero cases of non-compliance concerning customer health and safety.

Regulatory Compliance

With operations and employees across several countries, First Sponsor recognises that good governance, transparency and integrity are both necessary to its license to operate and key to maintaining its reputation and the trust of shareholders. The Group also recognises the importance of anti-corruption in effective corporate governance, being fully committed to upholding a high level of business ethics and adhering to relevant laws and regulations, to prevent corruption, bribery and extortion.

First Sponsor's Anti-Corruption Policy applies to all employees and provides guidance on how to prevent, avoid, recognise and resolve instances of corruption, bribery and extortion which may arise in the course of their work. The Employee Code of Conduct emphasises good behavior on issues like the preventing bribery and appropriate acceptance of gifts and entertainment. All new hires are required to go through a mandatory induction programme on anti-corruption related policies and procedures.

As part of monitoring and assurance procedures, First Sponsor has a group-wide Whistleblowing Policy, for all employees¹⁸ to report any suspected violation without the fear of reprisals. To ensure timely and appropriate escalation of the report, employees can submit their feedback to the Group Audit and Risk Committee ("ARC") via e-mail or mail. All reports submitted will be assessed independently and in the event that the report involves any of the Group's ARC, employees can submit the report to the Group CEO via the provided e-mail address. Feedback can relate to internal controls, serious breaches of Group policy, unsafe work practices or any other matters involving fraud, corruption and employee misconduct. All concerns raised will effect an investigation or internal audit, and all information disclosed during the course of investigation will remain confidential, except when necessary to conduct the investigation or take remedial action in accordance with applicable laws and regulations.

Investigations at the Wenjiang Hotels follow a set of SOPs. These include obtaining a written report from the person who was involved in the incident, requiring a Security Officer of the same gender to deal with incidents of a sexual nature, and obtaining approval from hotel management for decisions on investigation outcomes. As per IHG's requirements, Wenjiang Hotel employees receive additional mandatory training through the InterContinental Online Training System, covering topics such as information security, guest privacy, fair competition and anti-corruption. The Wenjiang Hotels have successfully passed the FY2022 annual brand standard audit.

⁽¹⁸⁾ Includes all employees from the six hotels (Wenjiang Hotels, Hilton Rotterdam, HbH Utrecht, CP Utrecht and Bilderberg Dresden).

SUSTAINABILITY REPORT

Bilderberg Dresden adopts the group-wide Whistleblowing Policy while over at Hilton Rotterdam, HbH Utrecht and CP Utrecht, staff have access to worldwide whistleblower hotlines, as well as a Trust Person from external service provider Arbodienst, as required by the Netherland's Health and Safety Act.

First Sponsor actively identifies and manages regulatory risks. The Group adheres to relevant environmental and other laws concerning issues like effluents and waste, environmental reporting requirements, labour practices, health and safety and customer privacy. First Sponsor conforms to all the required audits to demonstrate compliance. In FY2022, the Group fulfilled its target of achieving zero incidents of non-compliance with environmental and socio-economic laws and regulations which resulted in significant fines or sanctions.

The management team monitors changes to the applicable laws and regulations. First Sponsor's internal risk management policies and employee communications are updated accordingly to keep abreast of regulatory changes. On an annual basis, all key personnel are required to complete mandatory training on relevant policies and laws where applicable, such as the ones listed below:

- Anti-Corruption Policy
- Employee Code of Conduct
- Legal Compliance Policy
- Trade Secrets, Anti-trust and Competition Policy
- Information Privacy and Security Policy
- Trade Sanctions in EMEA (Europe, the Middle East and Africa) and APEC (Asia-Pacific Economic Cooperation) (applicable to Hilton Rotterdam, HbH Utrecht and CP Utrecht)
- European Union's General Data Protection Regulation (GDPR) (applicable for Hilton Rotterdam, HbH Utrecht, CP Utrecht and Bilderberg Dresden), with Bilderberg Dresden holding an internal GDPR audit and training on this)

In FY2022, there were no confirmed incidences of corruption across the Group's operations. In the coming year, First Sponsor aims to maintain zero incidents of corruption and zero non-compliance with environmental and social economic laws and regulations, and to stay updated for any substantial new areas of law.

SUSTAINABILITY REPORT

Disclosure No.	Disclosure Title	Chapter, Page Number and Reasons for Omissions, if applicable
General Disclosures 2016		
The organisation and its reporting practices		
2-1	Organisational details	Corporate Structure, page 28 About Us, page 27
2-2	Entities included in the organisation's sustainability reporting	Sustainability Report: About This Report, page 47
2-3	Reporting period, frequency and contact point	Sustainability Report: About This Report, page 47
2-4	Restatements of information	Sustainability Report: Energy, Emissions and Water, page 54
2-5	External assurance	Sustainability Report: About This Report, page 47
Activities and workers		
2-6	Activities, value chain and other business relationships	Our Presence, pages 1-2 Chairman's Statement, pages 11-19 Sustainability Report: Talent Retention and Training, pages 55-56 Sustainability Report: Sustainability at First Sponsor, page 48 Corporate Structure, page 28
2-7	Employees	Sustainability Report: Talent Retention and Training, pages 55-56
2-8	Workers who are not employees	Sustainability Report: Talent Retention and Training, pages 55-56
Governance		
2-9	Governance structure and composition	Corporate Directory, page 29 Corporate Governance, pages 77-81
2-10	Nomination and selection of the highest governance body	Corporate Governance, pages 82-83
2-11	Chair of the highest governance body	Corporate Governance, pages 81-82
2-12	Role of the highest governance body in overseeing the management of impacts	Sustainability Report: Board Statement, page 47
2-13	Delegation of responsibility for managing impacts	Sustainability Report: Board Statement, page 47
2-14	Role of the highest governance body in sustainability reporting	Sustainability Report: Board Statement, page 47
2-15	Conflicts of interest	Corporate Governance, pages 72-73, 78
2-16	Communications of critical concerns	Sustainability Report: Stakeholder Engagement, pages 50-51
2-17	Collective knowledge of the highest governance body	Sustainability Report: Board Statement, page 47
2-18	Evaluation of the performance of the highest governance body	Corporate Governance, page 89
2-19	Remuneration policies	Corporate Governance, pages 90-94
2-20	Process to determine remuneration	Corporate Governance, page 90
2-21	Annual total compensation ratio	We do not disclose against this metric due to confidentiality constraints

Disclosure No.	Disclosure Title	Chapter, Page Number and Reasons for Omissions, if applicable
Strategy, policies and practices		
2-22	Statement on sustainable development strategy	Sustainability Report: Board Statement, page 47
2-23	Policy commitments	Sustainability Report: Sustainability at First Sponsor, page 48 Sustainability Report: Regulatory Compliance, pages 59-60 Corporate Governance: Code of Business Conduct and Ethics, Anti-Corruption Policy & Guidelines and Fraud Policy & Guidelines, pages 102-103
2-24	Embedding policy commitments	Sustainability Report: Sustainability at First Sponsor, page 48 Sustainability Report: Regulatory Compliance, page 59-60 Corporate Governance: Code of Business Conduct and Ethics, Anti-Corruption Policy & Guidelines and Fraud Policy & Guidelines, pages 102-103
2-25	Processes to remediate negative impacts	Corporate Governance, page 103
2-26	Mechanisms for seeking advice and raising concerns	Sustainability Report: Stakeholder Engagement, pages 50-51
2-27	Compliance with laws and regulations	Sustainability Report: Regulatory Compliance, pages 59-60
2-28	Membership associations	None
Stakeholder Engagement		
2-29	Approach to stakeholder engagement	Sustainability Report: Stakeholder Engagement, pages 50-51
2-30	Collective bargaining agreements	28% of our employees are covered by collective bargaining agreements
Topic Specific Disclosures		
Disclosures on material topics		
3-1	Process to determine material topics	Sustainability Report: Sustainability at First Sponsor, page 48
3-2	List of material topics	Sustainability Report: Sustainability at First Sponsor, pages 48-50
Economic Performance 2016		
3-3	Management of material topics	Sustainability Report: Sustainability at First Sponsor, page 48
201-1	Direct economic value generated and distributed	Consolidated Statement of Profit or Loss, page 122 Reports and Financial Statements: Notes to the Financial Statements, pages 178-179, 187-188
Anti-corruption 2016		
3-3	Management of material topics	Sustainability Report: Sustainability at First Sponsor, page 48
205-3	Confirmed incidents of corruption and actions taken	Sustainability Report: Regulatory Compliance, pages 59-60
Energy 2016		
3-3	Management of material topics	Sustainability Report: Sustainability at First Sponsor, page 48 Sustainability Report: Energy, Emissions and Water, pages 51-54

SUSTAINABILITY REPORT

Disclosure No.	Disclosure Title	Chapter, Page Number and Reasons for Omissions, if applicable
302-1	Energy consumption within the organization	Sustainability Report: Energy, Emissions and Water, page 53
302-3	Energy intensity	Sustainability Report: Energy, Emissions and Water, page 53
Water and Effluents 2018		
3-3	Management of material topics	Sustainability Report: Sustainability at First Sponsor, page 48 Sustainability Report: Energy, Emissions and Water, pages 51-54
303-1	Interactions with water as a shared resource	Sustainability Report: Energy, Emissions and Water, page 54
303-2	Management of water discharge-related impacts	Sustainability Report: Energy, Emissions and Water, page 54
303-5	Water consumption	Sustainability Report: Energy, Emissions and Water, page 54
Emissions 2016		
3-3	Management of material topics	Sustainability Report: Sustainability at First Sponsor, page 48 Sustainability Report: Energy, Emissions and Water, pages 51-54
305-1	Direct (Scope 1) GHG emissions	Sustainability Report: Energy, Emissions and Water, page 54
305-2	Energy indirect (Scope 2) GHG emissions	Sustainability Report: Energy, Emissions and Water, page 54
305-4	GHG emissions intensity	Sustainability Report: Energy, Emissions and Water, page 54
Employment 2016		
3-3	Management of material topics	Sustainability Report: Sustainability at First Sponsor, pages 48 Sustainability Report: Talent Retention and Training, pages 55-56
401-1	New employee hires and employee turnover	Sustainability Report: Talent Retention and Training, pages 56
Occupational Health and Safety 2018		
3-3	Management of material topics	Sustainability Report: Sustainability at First Sponsor, page 48 Sustainability Report: Health and Safety, pages 57-58
403-1	Occupational health and safety management system	Sustainability Report: Health and Safety, page 57
403-2	Hazard identification, risk assessment, and incident investigation	Sustainability Report: Health and Safety, page 57
403-3	Occupational health services	Sustainability Report: Health and Safety, page 57
403-4	Worker participation, consultation, and communication on occupational health and safety	Sustainability Report: Health and Safety, page 57
403-5	Worker training on occupational health and safety	Sustainability Report: Health and Safety, page 57
403-6	Promotion of worker health	Sustainability Report: Health and Safety, pages 57-58
403-7	Prevention and mitigation of occupational health and safety impacts directly linked by business relationships	Sustainability Report: Health and Safety, pages 57-58
403-9	Work-related injuries	Sustainability Report: Health and Safety, pages 58

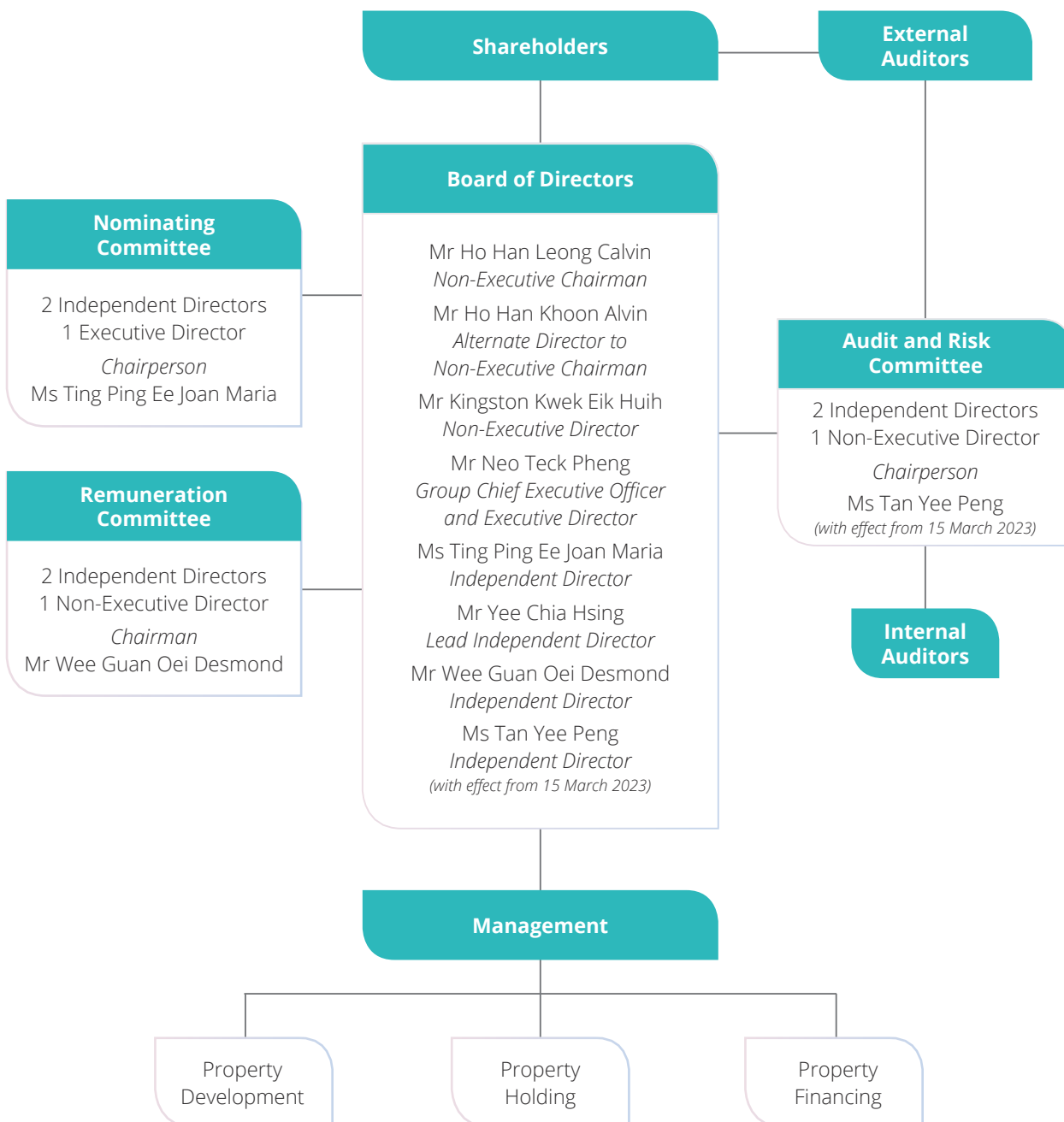
Disclosure No.	Disclosure Title	Chapter, Page Number and Reasons for Omissions, if applicable
Training and Education 2016		
3-3	Management of material topics	Sustainability Report: Sustainability at First Sponsor, page 48 Sustainability Report: Talent Retention and Training, pages 55-56
404-3	Percentage of employees receiving regular performance and career development reviews	Sustainability Report: Talent Retention and Training, page 56
Diversity and Equal Opportunity 2016		
3-3	Management of material topics	Sustainability Report: Sustainability at First Sponsor, page 48 Sustainability Report: Talent Retention and Training, pages 55-56
405-1	Diversity of governance bodies and employees	Sustainability Report: Talent Retention and Training, pages 55 Corporate governance, pages 79-81
Customer Health and Safety 2016		
3-3	Management of material topics	Sustainability Report: Sustainability at First Sponsor, page 48 Sustainability Report: Health and Safety, pages 58-59
416-2	Incidents of non-compliance concerning the health and safety impacts of products and services	Sustainability Report: Health and Safety, page 58

CORPORATE GOVERNANCE

First Sponsor Group Limited (“**Company**”, and together with its subsidiaries, “**Group**”) is committed to maintaining high standards of corporate governance to protect and enhance shareholder value. In compliance with Rule 710 of the listing manual (“**Listing Manual**”) of the Singapore Exchange Securities Trading Limited (“**SGX**”), the corporate governance report (“**Report**”) sets out the Company’s key corporate governance practices for the financial year ended 31 December 2022 (“**FY2022**”) with reference to the Code of Corporate Governance 2018 (“**Code**”). The Company has complied, in all material respects, with the principles and provisions of the Code. In so far as any provision has not been complied with, the reason has been provided.

A summary of the Company’s compliance with the express disclosure requirements of the Code is provided on pages 105 to 107.

CORPORATE GOVERNANCE FRAMEWORK



BOARD MATTERS

The Board's Conduct of Affairs

Principle 1 : The company is headed by an effective Board which is collectively responsible and works with Management for the long-term success of the company.

Board's Duties and Responsibilities

The Company is headed by an effective Board which oversees the strategic direction, performance and affairs of the Group and provides overall guidance to Management.

The duties and responsibilities of the Board include:

- (a) approving the strategic direction of the Group and monitoring its progress;
- (b) approving the financial plan (including annual budgets) and monitoring the financial performance of the Group;
- (c) reviewing the adequacy and effectiveness of the Group's risk management and internal controls framework in relation to financial, operational, compliance and information technology ("IT") controls, and safeguarding shareholders' interests and the Group's assets;
- (d) deliberating on and accepting recommendations by the Audit and Risk Committee ("ARC"), the Remuneration Committee ("RC") and the Nominating Committee ("NC"); and
- (e) considering sustainability issues such as environmental and social factors as part of the Group's strategic formulation.

Matters requiring the Board's decision and approval include:

- (a) interim financial results announcements and annual audited financial statements;
- (b) appointment of directors and key management personnel, including review of their performance and remuneration packages;
- (c) corporate or financial restructuring, major acquisitions and divestments;
- (d) share issuances and funding proposals;
- (e) interested person transactions ("IPTs"); and
- (f) declarations of interim dividends, proposals of final dividends and other returns to shareholders.

The Board also sets the tone for the Group in respect of ethics, values and desired organisational culture, and ensures proper accountability within the Group. The Company has in place an internal code of business conduct and ethics ("**Code of Business Conduct and Ethics**") to provide guidance to all officers and employees of the Group in resolving ethical questions that may arise in the course of their work for the Group. Please refer to the section titled "Code of Business Conduct and Ethics, Anti-Corruption Policy & Guidelines and Fraud Policy & Guidelines" on pages 102 to 103 for further information.

CORPORATE GOVERNANCE

Board Meetings

The Board holds at least four scheduled meetings each year and may also hold ad hoc meetings as and when warranted by circumstances. The quarterly meetings will typically be scheduled before the start of the financial year to enable the Directors to plan ahead to attend them and to coincide with the half year and year-end financial results reporting as well as the voluntary business updates for the first and third quarters in order to facilitate a review of the financial statements and announcement of the unaudited semi-annual financial results/voluntary business updates.

During every quarterly meeting:

- (a) the chairperson of each Board committee provides an update on significant matters discussed at the Board committee meetings which are typically scheduled before the quarterly Board meeting;
- (b) the Group Chief Financial Officer ("**Group CFO**") presents the financial performance for that quarter and significant financial highlights; and
- (c) the Group Chief Executive Officer ("**Group CEO**") gives an update on the Group's business and operations and/or a macro perspective on the relevant markets and developments.

In addition, senior executives may give presentations in relation to specific business areas. External professionals or in-house subject matter experts may also be invited to present key topics to the Board as well as updates on corporate governance, risk management, tax, accounting and other regulations, which may have an impact on the Group's affairs. This allows the Board to develop a better understanding of the progress of the Group's business as well as the issues and challenges facing the Group and promotes active engagement with Management.

Where exigencies prevent a Director from attending a Board meeting in person, the Company's Articles of Association permit the Director to participate via teleconferencing or video conferencing. The Board and Board committees may also make decisions by way of resolutions in writing. Except where a Director is required to abstain from participating in the deliberation on a transaction or proposed transaction due to a potential conflict of interest situation, in each meeting where matters requiring the Board's approval are to be considered, all members of the Board participate in the discussions and deliberations, and resolutions in writing are circulated to all Directors for their consideration and approval. This principle of collective decisions adopted by the Board ensures that no individual influences or dominates the decision-making process.

Management may communicate with the Directors through email or telephone to brief or update the Directors on prospective transactions and potential developments. Management may also seek in-principle approval for such transactions from the Directors through email or telephone. Such approvals given by the Directors through email or telephone will, as appropriate, be noted and recorded in the minutes of meeting held subsequently by the Board.

There were four Board meetings held in FY2022. The attendance of the Directors at meetings of the Board and Board committees, and the frequency of such meetings, are set out below:

Attendance Record of Meetings of Shareholders, Board and Board Committees in FY2022

	Board	ARC	RC	NC	AGM
Number of Meetings Held	4	4	1	1	1
Board Members					
Mr Ho Han Leong Calvin	3	–	–	–	1
Mr Ho Han Khoon Alvin (Alternate Director to Mr Ho Han Leong Calvin)	4	4	1	–	1
Mr Kingston Kwek Eik Huih	4	–	–	–	1
Mr Neo Teck Pheng	4	4 ¹	1 ²	1	1
Ms Ting Ping Ee Joan Maria	4	4	1	1	1
Mr Yee Chia Hsing	4	4	–	1	1
Mr Wee Guan Oei Desmond	4	–	1	–	1
Ms Tan Yee Peng ³	–	–	–	–	–

Notes:

1. Mr Neo Teck Pheng is not a member of the ARC but was present at the ARC meetings in his capacity as Group CEO.
2. Mr Neo Teck Pheng is not a member of the RC but was invited by the RC to attend the RC meeting to give his views on the performance of certain key management personnel. For the avoidance of doubt, he was neither involved in any deliberation nor decision on his own remuneration.
3. Ms Tan Yee Peng was appointed as an Independent Director and the ARC Chairperson with effect from 15 March 2023, and her attendance at the Board and ARC meetings excludes meetings held before her appointment.

Directors who are unable to attend a Board meeting are provided with the briefing materials and can discuss issues relating to the matters to be discussed at the Board meeting with the Group CEO and/or the Group CFO.

Off-Site Visits

The Company organises overseas trips by the Directors to countries where the real estate projects of the Group, its associated companies and joint venture companies are located. On such occasions, the Board will meet with the Group's key management personnel in those countries and conduct site visits. This will allow the Board to have a good understanding of the Group's businesses and progress of the projects as well as promote active engagement with key management personnel in those countries. The Directors made trips to the People's Republic of China ("**PRC**") in FY2017, FY2018 and FY2019 and to the Netherlands in FY2017. A trip by the Directors to the Netherlands and Germany which was planned to take place in FY2020 was cancelled due to the Coronavirus Disease 2019 ("**Covid-19**") pandemic. In view of the Covid-19 situation and the travel restrictions, no trips were arranged in FY2021 and FY2022. Arrangements have been made for a trip by the Directors to the Netherlands and Germany in April 2023.

Director Development

All newly appointed Directors are provided with information about the Group's history and core values, principal businesses and strategic direction as well as industry specific knowledge. Meetings are also arranged with Management to allow the new Directors to be acquainted with Management and to facilitate their independent access to Management in the future. In line with best practices in corporate governance, new Directors are required to sign a letter of appointment from the Company stating clearly the roles of the Board and Non-Executive Directors, the time commitment that the Director would be expected to allocate and other relevant matters. The terms of reference of all Board committees are also provided to each newly appointed Director.

CORPORATE GOVERNANCE

Unless the NC assesses that training is not required for a newly appointed Director because he or she has other relevant experience (which basis of assessment will be disclosed in accordance with the Listing Manual), newly appointed Directors with no prior experience as a director of a listed company are required to attend the Listed Entity Director (“LED”) Programme conducted by the Singapore Institute of Directors in order to acquire relevant knowledge of what is expected of a listed company director, and the additional module(s) relevant to their appointment to any of the Board committees. Completion of the LED Programme, which focuses on comprehensive training of company directors on compliance, regulatory and corporate governance matters, should provide first time Directors with a broad understanding of the roles and responsibilities of a director of a listed company under the requirements of the Listing Manual and the Code. Further, newly appointed Directors with no expertise in sustainability matters are required to attend the training on sustainability matters as prescribed by SGX.

As a newly appointed Director, Ms Tan Yee Peng was provided with briefings from Management on the Group’s objectives, strategic plans, businesses, operations and processes. Ms Tan Yee Peng will also attend the trip by the Directors to the Netherlands and Germany in April 2023 to gain a better understanding of the Group’s businesses and progress of the projects and to engage with key management personnel in Europe. Ms Tan Yee Peng has prior listed company directorship experience and is therefore not required to undergo the LED Programme.

In compliance with Rule 720(7) of the Listing Manual, all the Directors have undergone training on sustainability matters conducted by the Singapore Institute of Directors as prescribed by SGX in FY2022.

All Directors are provided with relevant information on the Company’s policies, procedures and practices relating to governance issues, including disclosure of interests in securities, restrictions on disclosure of price-sensitive and trade-sensitive information and disclosure of interests relating to the Group’s businesses. They are also informed about matters such as the code of dealings in the Company’s securities as they are privy to price-sensitive and trade-sensitive information.

The Directors are given updates and/or briefings relating to any matters that fall within the responsibility of the Board or key developments in the Group’s industry or operations including changes in regulatory requirements, corporate governance and accounting standards. Such updates are given at Board meetings and where necessary via presentations by the Company’s external professionals, auditors and Management. In FY2022, the Directors were briefed by Management on updates to the Listing Manual, workplace safety and health as well as sustainability matters.

The Directors are encouraged to undergo continual professional development (including attending external workshops, conferences, presentations and seminars conducted by regulatory bodies) during the term of their appointment. The Company funds the training of its Directors as appropriate. In FY2022, the Directors attended “LED - Environmental, Social and Governance Essentials (Core)” conducted by the Singapore Institute of Directors.

Access to Information

The Company recognises the importance of providing the Board with relevant, complete, adequate and timely information prior to Board meetings and on an ongoing basis, to enable the Directors to make informed decisions to discharge their duties and responsibilities. The Board is provided with reports on the Group’s operational and financial performance as well as budget variances, on a regular basis. Board papers are distributed in advance of Board meetings (as a general rule, at least one week in advance) so that the Directors have sufficient time to understand the matters to be discussed at the Board meetings. The Directors are entitled to request from Management and be provided with additional information as needed to make informed decisions. Management and senior executives attend Board meetings to answer any query from the Directors.

Where appropriate, ad hoc meetings are also held for Management to brief the Directors on prospective transactions and potential developments in the early stages before formal Board approval is sought. As stated in the section titled “Board Meetings”, Management may communicate with the Directors through email or telephone to brief or keep the Directors updated on such deals and developments. The Directors may, at any time, request for further explanations, briefings, informal discussions or updates on any aspect of the Group’s operations or business issues from Management through email, telephone or face-to-face meetings.

The Directors have separate and independent access to Management and the company secretary at all times. The Directors also have direct access to the Company's professional advisors and have the discretion to engage their own professional advisers at the Company's expense.

In FY2022, the Board continued to monitor the impact of the Covid-19 pandemic and to work closely with Management in reviewing business opportunities and challenges posed by the pandemic.

Role of the Company Secretary

Under the direction of the Chairman, the company secretary ensures good information flow within the Board and Board committees and between Management and Non-Executive Directors. She advises the Board on all governance matters as well as facilitates the orientation of newly appointed Directors and assists with the professional development of all Directors. The company secretary plays a role in ensuring that Board procedures as well as relevant rules and regulations are complied with. In FY2022, the company secretary attended all Board and Board committee meetings.

The appointment and the removal of the company secretary are subject to the approval of the Board.

Delegation of Authority

To optimise operational efficiency, the Board has established financial authorisation and approval limits for capital expenditure, the procurement of goods and services, acquisitions and disposals, bank borrowings as well as debt and equity fund raising. The Board approves transactions exceeding certain threshold limits, while delegating authority for transactions below those limits to the Board committees and Management.

The Non-Executive Directors participate actively in the meetings of the Board. They are always available to provide guidance to Management on any business issues and in areas in which they specialise and to provide strategic guidance to the Company based on their professional knowledge, in particular, assisting to constructively develop proposals on strategy. They also review and monitor Management's performance. To facilitate this, they are kept informed of the Company's businesses and performances through regular reporting from Management, and have full access to Management. The Non-Executive Directors would also confer among themselves without the presence of Management as and when the need should arise. The chairperson of such meetings provides feedback to the Board and/or the Chairman as appropriate.

To achieve an appropriate balance between risks and business performance, the Board established, and delegated its authority to, a credit committee comprising the Chairman of the Board, the Group CEO and the Group CFO, to approve PRC property financing ("PRC PF") loans provided that the aggregate loan exposure to a single counterparty and its related parties shall not exceed RMB500 million, the loan tenure shall not exceed three years, the loan-to-value ratio is capped at 60%, and the Group does not have an equity interest in the relevant property or property development. Any PRC PF loans approved by the credit committee is submitted to the Board for review on a quarterly basis. The above parameters are reviewed by the Board on an annual basis.

Board Committees

To assist the Board in their duties and to ensure that specific issues are subject to in-depth and timely review, certain functions have been delegated to various Board committees, which would submit their recommendations or decisions to the Board. The Board has established three Board committees, namely:

- (a) the ARC;
- (b) the RC; and
- (c) the NC.

Each Board committee operates under delegated authority from the Board with the Board retaining overall oversight and has its own written terms of reference. The Board regularly undertakes a review of its Board committees including their membership and terms of reference. All Board committees are chaired by an Independent Director.

CORPORATE GOVERNANCE

A record of each Director's attendance at Board committee meetings during FY2022 is set out in the section titled "Attendance Record of Meetings of Shareholders, Board and Board Committees in FY2022" on page 68.

AUDIT AND RISK COMMITTEE

MEMBERSHIP

- Mr Yee Chia Hsing, ARC Chairman (succeeded by Ms Tan Yee Peng with effect from 15 March 2023) and Lead Independent Director
- Ms Ting Ping Ee Joan Maria, ARC Member and Independent Director
- Mr Ho Han Leong Calvin, ARC Member and Non-Executive Chairman of the Board
- Mr Ho Han Khoon Alvin (Alternate Director to Mr Ho Han Leong Calvin)

KEY OBJECTIVE

- Assist the Board in discharging its responsibilities relating to financial and accounting matters, compliance, business and financial risk management and internal controls

The ARC comprises three Non-Executive Directors, two of whom, including the ARC Chairperson, are Independent Directors. The ARC Chairperson and at least one other member of the ARC, being the majority of the ARC, possess the relevant accounting or related financial management expertise or experience, while the remaining member of the ARC possesses business and financial background. With the current composition, the NC believes that the ARC has the relevant accounting and related financial management expertise and experience to discharge its functions within its written terms of reference.

None of the members of the ARC are former partners or directors of the Company's existing external or internal audit firms (a) within a period of two years commencing on the date of their ceasing to be a partner of the external or internal audit firm and in any case, (b) for so long as they have any financial interest in the external or internal audit firm.

The ARC has the authority to investigate any matter within its terms of reference. The ARC has full access to, and the cooperation of, Management and full discretion to invite any Director or executive officer to attend its meetings, and reasonable resources to enable it to discharge its functions properly. The ARC also has full access to the external and internal auditors, and to facilitate a more effective check on Management, the ARC meets (a) with the external auditors and (b) with the internal auditors, in each case without the presence of Management at least annually (except for the FY2019 meeting between the ARC and the internal auditors which was re-scheduled to February 2020 due to the availability of the partner-in-charge). Similarly, both the external and internal auditors are given full access to the ARC.

Under its terms of reference, the ARC's scope of duties and responsibilities is as follows:

- reviewing the audit plan of the Company's external auditors, their evaluation of the system of internal accounting controls, their letter to Management, if any, and Management's response, and results of the Company's audit conducted by the internal and external auditors;
- reviewing the reports of the Company's external auditors including key audit matters ("**KAMs**"), as well as the adequacy, effectiveness, independence, objectivity, scope and results of the external audit;
- reporting to the Board on the ARC's assessment of the independence and objectivity of the external auditors and the quality of the work carried out by the external auditors;
- reviewing the co-operation given by the Company's officers to the external auditors;
- reviewing and discussing with the external auditors, where applicable, any suspected fraud or irregularity, or suspected infringement of any relevant laws, rules and regulations, which has or is likely to have a material adverse impact on the Group's operating results or financial position, and Management's response;

- (f) making recommendations to the Board on proposals to shareholders, on the appointment, re-appointment and removal of external auditors, and approving the remuneration and terms of engagement of the external auditors;
- (g) ensuring co-ordination between the external auditors and Management, reviewing the assistance given by Management to the auditors, and discussing problems and concerns, if any, arising from audits, and any matters which the auditors may wish to discuss (in the absence of Management, where necessary);
- (h) approving the Company's internal audit plans;
- (i) monitoring the implementation of internal controls over outstanding internal control weaknesses highlighted by the auditors;
- (j) deciding on the appointment, termination and remuneration of the internal auditors;
- (k) reviewing the adequacy, effectiveness, independence, scope and results of the Company's internal audit function, reporting to the Board on the ARC's assessment of the adequacy, effectiveness and independence of the internal audit function and commenting on whether the internal audit function is independent, effective and adequately resourced;
- (l) reviewing the interim and annual financial statements, focusing in particular on changes in accounting policies and practices, major risk areas, significant adjustments resulting from the audit, compliance with accounting standards and compliance with the Listing Manual and any other relevant statutory or regulatory requirements;
- (m) reviewing significant financial reporting issues so as to ensure integrity of the financial statements of the Company and any announcements relating to the Company's financial performance and reporting to the Board on such issues (including how these issues were addressed);
- (n) reviewing the material internal control procedures addressing financial, operational, compliance and IT risks;
- (o) commissioning an independent audit on internal controls and risk management systems if it deems necessary for its assurance, or where it is not satisfied with the systems of internal controls and risk management;
- (p) reviewing IPTs falling within the scope of Chapter 9 of the Listing Manual above certain thresholds;
- (q) reviewing the grant of any entrusted loans to interested persons prior to such loans being entered into, to ensure that (i) the terms and (ii) the grant of the entrusted loans (taking into account various factors that may include, but are not limited to, the rationale for the grant, the creditworthiness of the borrower and the interest rate payable to the Group) are not prejudicial to the Group and shareholders;
- (r) reviewing potential conflicts of interest, if any;
- (s) reviewing and considering transactions in which there may be potential conflicts of interests between the Company and interested persons and recommending whether those who are in a position of conflict should abstain from participating in any discussions or deliberations of the Board or from voting on resolutions of the Board or shareholders in relation to such transactions as well as ensuring that proper measures to mitigate such potential conflicts of interest have been put in place;
- (t) monitoring investments in the Group's customers, suppliers and competitors made by the Directors, controlling shareholders and their respective associates who are involved in the management of the Company or have shareholding interests in similar or related business of the Company and making assessments on whether there are any potential conflicts of interests and ensuring that proper measures to mitigate such conflicts of interests have been put in place;

CORPORATE GOVERNANCE

- (u) reviewing and assessing from time to time the prevailing processes put in place to manage any material conflicts of interest in relation to the controlling shareholders as described in the section titled "Interested Person Transactions and Conflicts of Interest – Conflicts of Interest – Conflict of Interests in relation to First Sponsor Capital Limited and First Sponsor Management Limited" in the prospectus registered by the Monetary Authority of Singapore on 10 July 2014 in relation to the Company's initial public offering and listing of its shares on the Main Board of SGX on 22 July 2014 and considering, where appropriate, additional measures for the management of such conflicts;
- (v) reviewing the Group's key financial risk areas with a view to providing an independent oversight of the Group's financial reporting;
- (w) reviewing and recommending hedging policies and instruments, if any, to be implemented by the Company to the Directors;
- (x) reviewing the suitability of the Group CFO;
- (y) undertaking such other reviews and projects as may be requested by the Board, and reporting to the Board its findings from time to time on matters arising and requiring the attention of the ARC;
- (z) reviewing the policy and arrangements for concern about possible improprieties in financial reporting or other matters to be safely raised, independently investigated and appropriately followed up and reporting to the Board any significant issues raised through such channels;
- (aa) generally undertaking such other functions and duties as may be required by statute or the Listing Manual or by such amendments as may be made thereto from time to time; and
- (bb) apart from the abovementioned duties, commissioning and reviewing the findings of internal investigations in the event of any suspected fraud, irregularity, failure of internal controls or infringement of any applicable law, rule or regulation which has or is likely to have a material adverse impact on the Group's operating results and/or financial position.

The ARC will bring to the Board's attention immediately, any significant issues (such as significant adjustments) raised by the external auditors in their review or audit of the Company's year-end financial statements which have a material impact on the interim financial statements or financial updates previously announced by the Company. The Board will then consider whether an immediate announcement is required under the Listing Manual. The ARC will also advise the Board if changes are needed to improve the quality of future interim financial statements or financial updates. Such changes, if any, will be disclosed in the Annual Report.

The ARC held four ARC meetings in FY2022. Management, including the Group CEO and Group CFO, was present at the meetings. In addition, the ARC met with the external auditors and the internal auditors, without the presence of Management in FY2022.

In FY2022, the ARC reviewed the quarterly financial statements, the financial results announcements for the half year and full year as well as the accompanying press releases and presentation packs highlighting key developments of the Group, and the voluntary business updates for the first and third quarters prior to approving or recommending to the Board their release, the auditors' evaluation of the system of internal accounting controls, the adequacy and effectiveness of the Company's internal controls, the annual audit plans of the external and internal auditors and the results of the audits performed by them, as well as IPTs. It also reviewed the scope, results and effectiveness of the internal audit and external audit functions, the independence and objectivity of the external auditors and the non-audit services rendered by the external auditors.

The ARC considered the report from the external auditors, including their findings on the significant risks and audit focus areas. The following KAMs were discussed with Management and the external auditors:

KAMs	How the ARC reviewed these matters and what decisions were made
Valuation of investment properties	<p>The ARC reviewed the outcome of the annual valuation process and discussed the details of the valuation, including the valuers' assessment of the appropriateness of valuation methodologies as well as the reasonableness of the estimates and underlying key assumptions applied in the valuation of the investment properties, taking into account the changes in market and economic conditions brought on by inflationary pressures, rising interest rate and geopolitical tension, with Management and the external auditors.</p> <p>The ARC considered the findings of the external auditors including their assessment of the appropriateness of the valuation methodologies as well as the reasonableness of the estimates and underlying key assumptions applied in the valuation of investment properties.</p> <p>The ARC is satisfied with the valuation methodologies as well as estimates and key assumptions applied in assessing the fair values of the Group's investment properties.</p>
Impairment assessment of goodwill and property, plant and equipment	<p>The ARC reviewed the approach and methodology used by Management in determining the recoverable amount of goodwill and property, plant and equipment.</p> <p>The ARC considered the findings of the external auditors including their assessment as to the reasonableness of the key assumptions applied in the impairment assessment, taking into account inflationary pressures, rising interest rate and geopolitical tension, and the appropriateness and reasonableness of the valuation methodologies and key assumptions used including the reasonableness of the discount and terminal growth rates adopted.</p> <p>The ARC is satisfied with the approach and methodology used in determining the recoverable amount of goodwill and property, plant and equipment.</p>
Purchase price allocation for the acquisition of subsidiaries	<p>The ARC reviewed the approach and methodology applied in the valuation of Dutch-incorporated Queens Bilderberg (Nederland) B.V. ("QBN") and its subsidiaries, which were acquired by the Group from FSMC NL Property Group B.V., a Dutch-incorporated 33%-owned associated company of the Group.</p> <p>The ARC considered the findings of the external auditors including their assessment as to the reasonableness of the fair value measurement of the acquired assets and liabilities and their evaluation of the identification of any intangible assets.</p> <p>The ARC is satisfied with the approach and methodology applied in the valuation of QBN and its subsidiaries.</p>

CORPORATE GOVERNANCE

The ARC concluded that the Group's accounting treatment and estimates in the KAMs were appropriate. All the KAMs that were raised by the external auditors for FY2022 have been addressed by the ARC and covered in the above commentary. Details on the KAMs can be found in the auditors' report for FY2022 on pages 116 to 118 of this Annual Report.

REMUNERATION COMMITTEE

MEMBERSHIP

- Mr Wee Guan Oei Desmond, RC Chairman and Independent Director
- Ms Ting Ping Ee Joan Maria, RC Member and Independent Director
- Mr Ho Han Leong Calvin, RC Member and Non-Executive Chairman of the Board
- Mr Ho Han Khoon Alvin (Alternate Director to Mr Ho Han Leong Calvin)

KEY OBJECTIVES

- Oversee the remuneration of the Board and Management
- Set appropriate remuneration framework and policies to deliver annual and long-term performance of the Group

The RC comprises three Non-Executive Directors, two of whom, including the RC Chairman, are Independent Directors.

Under its terms of reference, the RC's scope of duties and responsibilities is as follows:

- (a) recommending to the Board a framework of remuneration for the Directors and key management personnel of the Group, including the Group CEO, Group CFO and CEOs of the respective regions;
- (b) determining specific remuneration packages for Executive Directors, including the Group CEO;
- (c) reviewing all aspects of remuneration of employees (including, among others, employees who are related to the Directors and relatives of the Directors and controlling shareholders, if any), including directors' fees, salaries, allowances, bonuses and other benefits-in-kind;
- (d) reviewing and ensuring that the remuneration of Non-Executive Directors is appropriate to the level of contribution by them, taking into account factors such as effort and time spent, and responsibilities of the Directors;
- (e) recommending employee share option schemes or any long-term incentive scheme which may be set up from time to time and doing all acts necessary in connection therewith; and
- (f) reviewing the Company's obligations arising in the event of termination of any Executive Director's and key executive's contract of services to ensure that such contracts of services contain fair and reasonable clauses which are not overly generous.

In FY2022, the RC met once and discussed various remuneration matters such as Directors' fees as well as the remuneration package of the Group CEO and key management personnel. No member of the RC was involved in the fixing of his or her own remuneration.

NOMINATING COMMITTEE

MEMBERSHIP

- Ms Ting Ping Ee Joan Maria, NC Chairperson and Independent Director
- Mr Yee Chia Hsing, NC Member and Lead Independent Director
- Mr Neo Teck Pheng, NC Member, Group CEO and Executive Director

KEY OBJECTIVES

- Establish and review the profile of Board members
- Make recommendations to the Board on the appointment and re-nomination of Directors
- Review the independence of Directors
- Assist the Board in evaluating the performance of the Board, Board committees and Directors

The NC comprises three members. Two members are Independent Directors, one of whom is the Lead Independent Director.

Under its terms of reference, the NC's scope of duties and responsibilities is as follows:

- (a) reviewing and assessing the appointment of any proposed new Directors (including alternate Directors if applicable) before recommending the proposed new Directors for approval by the Board;
- (b) reviewing and recommending to the Board the re-election and re-appointment of any Directors (including alternate Directors if applicable) who are retiring by rotation or appointed during the year at the next AGM;
- (c) reviewing the effectiveness of the Board annually;
- (d) reviewing annually whether the size and composition of the Board are appropriate to ensure that the Board has an appropriate balance of expertise, skills, attributes and abilities;
- (e) reviewing and determining annually, and as and when circumstances require, if a Director is independent;
- (f) reviewing and determining whether a Director is able to and has been adequately carrying out his or her duties as Director where a Director has multiple board representations or other principal commitments;
- (g) reviewing succession plans for the Directors and Management and recommending to the Board for approval;
- (h) reviewing and recommending to the Board the employment of related persons and their proposed terms of employment;
- (i) assessing whether any individual member of the Board dominates the Board's decision-making process; and
- (j) reviewing training and professional development programs for the Board.

The NC oversees leadership and succession planning for key management personnel. This includes overseeing the process that supports the Board in making a decision regarding the appointment of key management personnel. While the Group CEO takes charge of succession planning for key management personnel, the NC reviews the plans that the Group CEO has made and presents its recommendations to the Board. The NC also reviews the mechanism for identifying strong candidates and developing them to take on senior positions in the future, as well as how key talent is managed within the Group. Potential candidates for leadership succession are reviewed for their readiness in the immediate, medium and long term.

CORPORATE GOVERNANCE

The NC met once in FY2022 to discuss various matters, including the re-election of Mr Kingston Kwek Eik Huih as Director at the 2022 AGM.

In FY2022, the NC reviewed the Board Diversity Policy and recommended changes to the Board Diversity Policy to the Board. In addition, the NC undertook a search for potential candidates who could be appointed as Directors. Please refer to the sections titled "Board Diversity" on pages 79 to 81 and "Selection of New Directors" on pages 82 to 83 for further information.

Board Composition and Guidance

Principle 2 : The Board has an appropriate level of independence and diversity of thought and background in its composition to enable it to make decisions in the best interests of the company.

Board Composition

As at 31 December 2022, the Board consisted of six Directors of whom five are Non-Executive Directors comprising three Independent Directors and two non-Independent Directors. With the appointment of Ms Tan Yee Peng, the Board consists of seven Directors of whom six are Non-Executive Directors comprising four Independent Directors and two non-Independent Directors as at the date of this Annual Report. The Executive Director is the Group CEO.

Independence

As at 31 December 2022, the Independent Directors constituted half of the Board. With the appointment of Ms Tan Yee Peng, the Independent Directors constitute more than half of the Board as at the date of this Annual Report. Hence, the composition of the Board currently aligns with the recommendation under Provision 2.2 of the Code which provides that Independent Directors should make up a majority of the Board where the Chairman is not independent.

Other than the Group CEO, none of the Directors is a former or current employee of the Company or its subsidiaries.

Currently, matters requiring the Board's approval are discussed and deliberated with the participation of each Director (save for any Director who has a conflict of interest), and decisions are made collectively without any individual influencing or dominating the decision-making process. The NC and the Board are therefore of the view that the current composition of the Board is sufficient for the Board to exercise objective and balanced judgement. As the Chairman is not independent, the Company appointed a Lead Independent Director. A summary of the role of the Lead Independent Director is set out in the section titled "Role of the Lead Independent Director" on page 82.

The Board, taking into account the views of the NC, assesses the independence of each Director annually in accordance with the guidance in the Code. In accordance with the Code, a Director is considered independent if he or she is independent in conduct, character and judgement, and has no relationship with the Company, its related corporations, its substantial shareholders or its officers that could interfere, or be reasonably perceived to interfere, with the exercise of his or her independent business judgement in the best interests of the Company. The Board also takes into account the existence of relationships or circumstances, including those identified by the Listing Manual and related Practice Guidance to the Code ("Practice Guidance") that are relevant in its determination as to whether a Director is independent. Such relationships or circumstances include relationships (whether familial, business, financial, employment or otherwise) with the Company, its related corporations, substantial shareholders or officers, the employment of a Director or his/her immediate family member by the Company or any of its related corporations for the current or any of the past three financial years, a Director or his/her immediate family member providing to or receiving from the Company or any of its subsidiaries significant payments or material services during the current or previous financial year, other than compensation for Board service, and a Director or his/her immediate family member being related to any organisation to which the Company or any of its subsidiaries made, or from which the Company or any of its subsidiaries received, significant payments or material services during the current or previous financial year.

The NC and the Board assessed the independence of each Director in FY2022. A summary of the outcome of that assessment is set out below.

Based on the declarations of independence provided by the Directors and taking into account the guidance in the Code, the Listing Manual and (where relevant) the Practice Guidance, the Board has determined that Ms Ting Ping Ee Joan Maria, Mr Yee Chia Hsing, Mr Wee Guan Oei Desmond and Ms Tan Yee Peng are independent.

Ms Tan Yee Peng declared that, for the period from 7 May 2014 to 31 December 2020, she was an independent director of City Developments Limited (“**CDL**”) which is a controlling shareholder of the Company. Prior to her resignation from the board of CDL, she was also the chairperson of the board sustainability committee and a member of the board committee, audit and risk committee and nominating committee of CDL. It was noted that Ms Tan Yee Peng’s role in CDL was non-executive in nature and she was not involved in the day-to-day conduct of the business of CDL. In addition, it has been more than two years since Ms Tan Yee Peng’s resignation from the board of CDL. Ms Tan Yee Peng previously served as an audit partner with KPMG LLP from 2003 to 2010. During her time as an audit partner with KPMG LLP, she was assigned to audit Gaeronic Pte Ltd and its subsidiaries (“**GPL Group**”). In April 2008, the Company acquired the entire issued share capital of GPL and the GPL Group became part of the Group. It was noted that Ms Tan Yee Peng was already the audit engagement partner of the GPL Group prior to the Company’s acquisition, her audit engagement with the Group was solely in respect of the GPL Group and was for less than two years, having ended in October 2009 when the audit engagement partner assigned to audit the Group took over the audit of the GPL Group, and it has been more than 13 years since the end of her audit engagement with the Group. From 2005 to 2009, Ms Tan Yee Peng served as the audit engagement partner of Tai Tak Estates Sendirian Berhad (“**Tai Tak**”), which is a controlling shareholder of the Company, and its subsidiaries. It was noted that it has been more than 13 years since the end of her audit engagement with Tai Tak. Apart from the relationships stated above, Ms Tan Yee Peng does not have any other relationships and is not faced with any of the circumstances identified in the Code, the Listing Manual and the Practice Guidance that may affect her independent judgment. The NC and the Board have determined that Ms Tan Yee Peng is independent.

The remaining Directors are considered non-independent for the following reasons:

- (a) Mr Ho Han Leong Calvin and his alternate, Mr Ho Han Khoon Alvin, are controlling shareholders of the Company;
- (b) Mr Kingston Kwek Eik Huih is the son of Mr Kwek Leng Beng, the Executive Chairman of CDL; and
- (c) Mr Neo Teck Pheng is the Group CEO, the Executive Director and a controlling shareholder of the Company.

Each member of the NC and the Board recused himself or herself from the NC’s and the Board’s deliberations respectively on his or her own independence.

Pursuant to Rule 210(5)(d)(iv) of the Listing Manual, a director will not be independent if he has been a director of the issuer for an aggregate period of more than nine years (whether before or after listing). As at the date of this Annual Report, none of the Independent Directors has served on the Board for more than nine years. Ms Ting Ping Ee Joan Maria and Mr Yee Chia Hsing would have served the nine years tenure as Independent Directors on 19 May 2023. Pursuant to Transitional Practice Note 4 Transitional Arrangements Regarding the Tenure Limit for Independent Directors, Ms Ting Ping Ee Joan Maria and Mr Yee Chia Hsing may continue to be considered independent until the conclusion of the 2024 AGM. They are likely to step down as Directors at the conclusion of the 2024 AGM.

Conflicts of Interest

Directors as fiduciaries are collectively and individually obliged to act honestly and with due diligence, and in the best interests of the Company. Directors, who are in any way, directly or indirectly, interested in a transaction or proposed transaction, will declare the nature of their interests, and also abstain from participating in the deliberation of the Board and/or the Board committees on such transactions, with abstention duly recorded within the minutes and/or the resolutions of the Board and/or the committees.

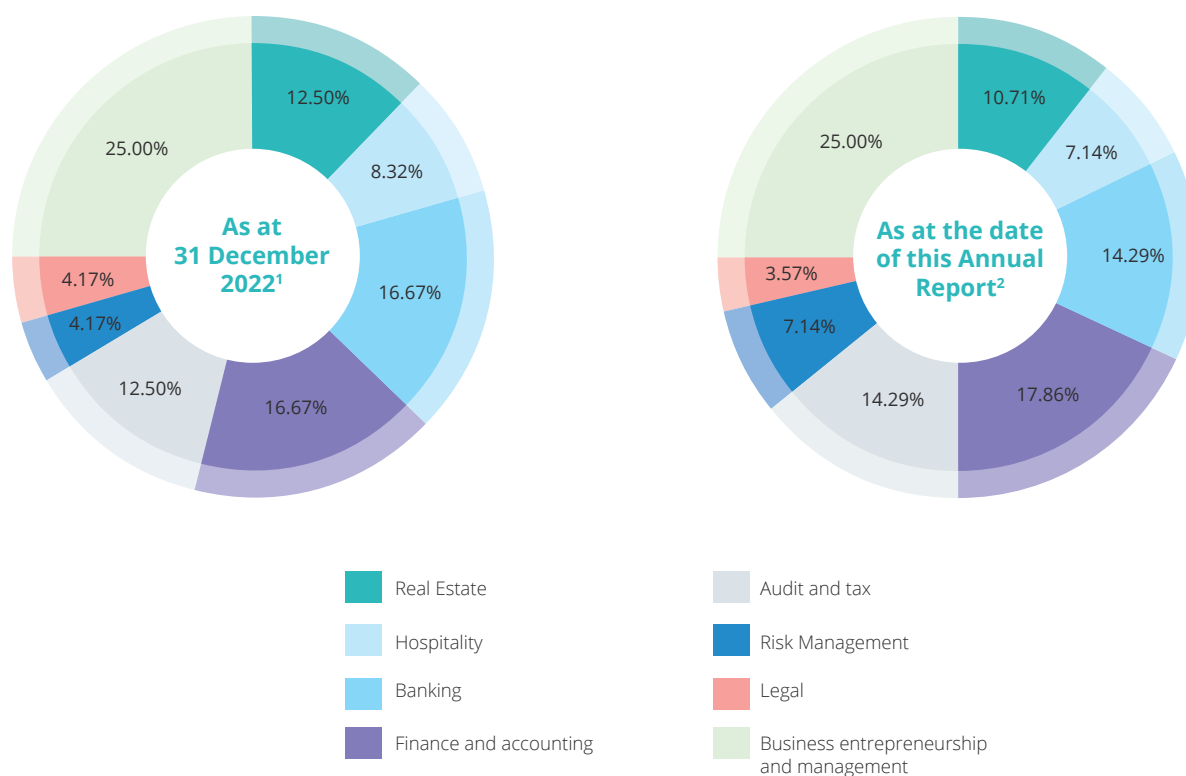
CORPORATE GOVERNANCE

Board Diversity

The Company recognises the benefits of diversity in terms of skills, knowledge and experience, as well as broader aspects of diversity such as gender and age, and believe that an appropriate balance of diversity will raise the level of Board discussions, enhance the decision-making process and better support the Group in achieving its strategic objectives.

The Board currently comprises business leaders and professionals with real estate, hospitality, banking, financial (including audit and accounting), legal, risk management and business management backgrounds. The Board includes Directors of both genders, varying age profiles ranging from 40s to 70s and varying tenure profiles ranging from less than 1 year to more than 15 years. The profiles and qualifications of the Directors are set out in the section titled "Board of Directors" on pages 23 to 24 and directorships held by the Directors as at the date of this Annual Report and over the preceding three years are set out in the section titled "Directors' Time Commitment" on pages 84 to 88.

The following Directors' Expertise and Experience Matrix shows a breakdown of the diverse expertise and experience of the Directors as at 31 December 2022 and as at the date of this Annual Report.

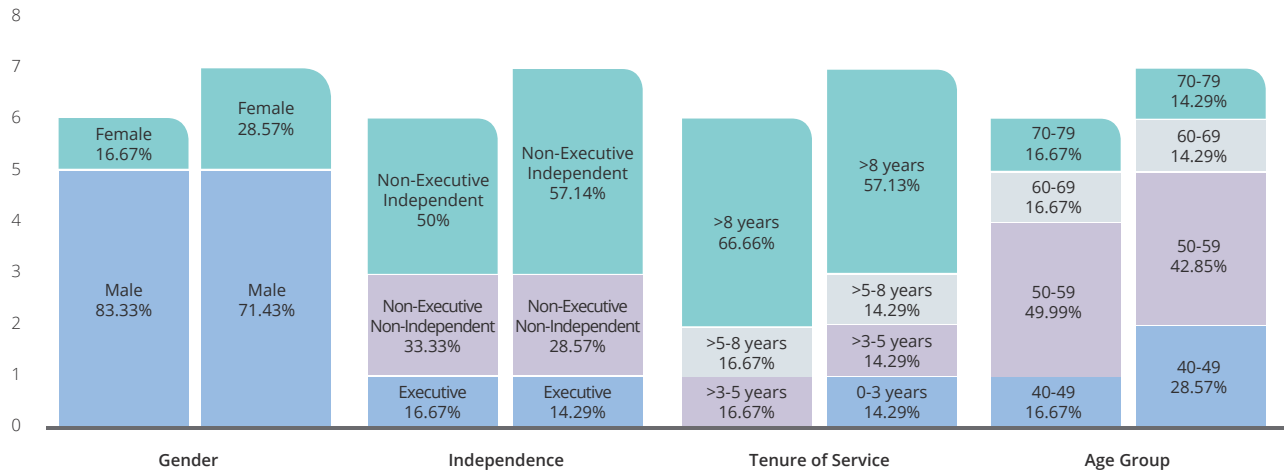


Notes:

1. Percentages as at 31 December 2022 are based on 6 Board members (excluding alternate Director).
2. Percentages as at the date of this Annual Report are based on 7 Board members (excluding alternate Director).

As at 31 December 2022, the Board comprised three Independent Directors and three non-Independent Directors, and included one female Director. Ms Tan Yee Peng was appointed as an Independent Director with effect from 15 March 2023. With the appointment of Ms Tan Yee Peng, the Board's diversity in terms of independence, gender, age and tenure was enhanced as the proportion of Independent Directors increased from half to more than half of the Board and the proportion of female Directors increased from 16.67% to 28.57%. In addition, the Board now comprises a higher proportion of Directors who are younger and have served a shorter tenure in office. The following chart shows the diversity profile of the Board as at 31 December 2022 and as at the date of this Annual Report.

DIVERSITY PROFILE



Notes:

1. The left column of each diversity aspect shows the position as at 31 December 2022 which is based on 6 Board members (excluding alternate Director).
2. The right column of each diversity aspect shows the position as at the date of this Annual Report which is based on 7 Board members (excluding alternate Director).

The Board has adopted a formal Board Diversity Policy, setting out its policy for promoting diversity on the Board. The Board Diversity Policy is available on the Company's corporate website at www.1st-sponsor.com.sg. The Board Diversity Policy provides, among other things, that:

- (a) The Company recognises that a diverse Board is an important element which will better support the Company's achievement of its strategic objectives for sustainable development by enhancing the decision-making process of the Board through the perspectives derived from the various skills, business experience, industry discipline, gender, age, tenure of service and other distinguishing qualities of the Directors.
- (b) In particular, the Company values diversity of the Board in aspects such as skillset and experiences, business background and industry knowledge, international experiences, age, gender, tenure and independence.
- (c) The NC will assist the Board to ensure that the Board has an appropriate level of independence and diversity of thought and background in its composition. Taking into consideration the scope and nature of the operations of the Group, the requirements of the business, the need for succession and progressive refreshing of the Board and the need to avoid undue disruptions from unnecessary changes to the composition of the Board and Board committees, the NC will consider the above criteria (as applicable and practicable) when reviewing and assessing the size and composition of the Board, determining the independence of Directors, evaluating performance of the Board as a whole, that of each Board committee as well as that of each Director, and making recommendations to the Board on the selection, appointment and re-appointment of Directors, as appropriate.
- (d) In the process of sourcing for qualified candidates to serve on the Board, the NC will strive for the inclusion of diverse groups and viewpoints. As gender is an important aspect of diversity, the NC will strive to ensure that:
 - (i) if external search consultants are used to search for candidates for Board appointments, the brief will include a requirement to also present female candidates;
 - (ii) when seeking to identify a new Director for appointment to the Board, the NC will request for female candidates to be fielded for consideration;

CORPORATE GOVERNANCE

- (iii) female representation on the Board be continually improved over time based on the set targets of the Board; and
- (iv) at least one female Director be appointed to the NC.
- (e) The final decision on the selection of Directors will be based on merit against an objective criteria that complements and expands the skills and experience of the Board as a whole, and after having given due regard to the overall balance and effectiveness of a diverse Board.
- (f) The NC will annually discuss and agree on the relevant measurable targets and timelines for promoting and achieving diversity on the Board and make its recommendations with accompanying plans and timelines for approval by the Board. The targets may involve at any given time, one or more aspects of Board diversity with different timelines for achievement.
- (g) The NC will assist the Board to ensure that the Board Diversity Policy is implemented in an effective and practical manner and will report to the Board annually on the progress made towards achieving the targets set for promoting diversity.

The NC and the Board are of the view that the current composition of the Board encompasses an appropriate balance and diversity of skills, experience, knowledge and competencies as are appropriate for the Company's needs, taking into account the scope and nature of the operations of the Group and the requirements of the business. In arriving at this view, the NC and the Board have taken into account the appointment of Ms Tan Yee Peng as part of the Board renewal process. Ms Tan Yee Peng has significant professional accounting and auditing experience, having been an audit partner of KPMG LLP, and adds further diversity and depth to the Board in terms of skills and experience. Please refer to the section titled "Selection of New Directors" on page 82 for further information. At the same time, her appointment has resulted in a higher proportion of Directors who are younger and served a shorter tenure in office. The NC and Board further noted that female representation on the Board stands at 28.57%, which already exceeds the target of 25% of female representation by 2025 set by the Council for Board Diversity. Further, two-third of the ARC is currently represented by female Directors and each of the NC and the RC remains represented by one female Director. The Chairpersons of two out of the three Board committees, the ARC and the NC, are female.

The NC and the Board plan and will strive to maintain the Board composition of seven Directors of whom more than half will be Independent Directors and two will be female Directors. The Board will also continue to consider diversity in relation to any future changes to the composition of the Board, taking into account the Board Diversity Policy.

Chairman and Chief Executive Officer

Principle 3 : There is a clear division of responsibilities between the leadership of the Board and Management, and no one individual has unfettered powers of decision-making.

The Chairman and the Group CEO

The roles and responsibilities of the Chairman and the Group CEO are held by separate individuals, in keeping with the principle that there be a clear division of responsibilities between the leadership of the Board and Management and that no one individual has unfettered powers of decisions-making. The Chairman leads the Board and is responsible for ensuring the effectiveness of the Board while the Group CEO is responsible for implementing the Group's strategies and policies, and for management, operations and growth of the Group's businesses.

The separation of the roles of the Chairman and the Group CEO and the resulting clarity of roles provide a healthy professional relationship between the Board and Management, and facilitate robust deliberations on the Group's business activities and the exchange of ideas and views to help shape the strategic process.

The Non-Executive Chairman is Mr Ho Han Leong Calvin and the Group CEO is Mr Neo Teck Pheng. They do not share any family ties.

Role of Chairman

The Chairman provides leadership to the Board and facilitates the conditions for overall effectiveness of the Board, Board committees and individual Directors. He leads all the Board meetings and ensures that meetings are held on a timely basis to deliberate or approve matters which require the Board's attention. He is also responsible for promoting and maintaining high standards of corporate governance, ensures effective communication with shareholders and facilitates effective contribution from the Non-Executive Directors.

The Chairman provides clear oversight, advice and guidance to the Group CEO and Management on strategy and the growth of the Group's businesses. The Chairman also provides support and advice to, and acts as a sounding board for, the Group CEO, while respecting executive responsibility.

Role of the Lead Independent Director

As the Chairman is not an Independent Director, the Board appointed Mr Yee Chia Hsing as the Lead Independent Director. The Lead Independent Director is appointed by the Board to serve in a lead capacity to coordinate the activities of the Non-Executive Directors in circumstances where it would be inappropriate for the Chairman to serve in such capacity. He also assists the Chairman and the Board to ensure effective corporate governance in managing the affairs of the Board and the Company.

The role of the Lead Independent Director includes meeting with the Independent Directors at least annually. He provides feedback on the meeting(s) to the Board and/or the Chairman as appropriate. He will also be available to shareholders if they have concerns relating to matters that contact through the normal channels of communication with the Chairman, Group CEO or Group CFO are inappropriate or inadequate. No query or request on any matter which requires the Lead Independent Director's attention was received from shareholders in FY2022.

Board Membership

Principle 4 : The Board has a formal and transparent process for the appointment and re-appointment of directors, taking into account the need for progressive renewal of the Board.

The NC establishes and reviews the profile required of Board members and makes recommendations to the Board on the appointment and re-nomination of Directors. Details on the composition and scope of duties and responsibilities of the NC are set out in the section titled "Nominating Committee" on pages 76 to 77.

The evaluation of the appointment and re-nomination of a Director takes into consideration, among others, the composition and progressive renewal of the Board, the factors described in the Board Diversity Policy and each Director's independent status, competencies, commitment, contribution and performance.

Selection of New Directors

The Company has in place a process for selecting and appointing new Directors. This process includes, among others, an evaluation of the candidate's capabilities by taking into consideration diversity of skills, experience, background, gender, age and other relevant factors and how the candidate fits into the overall desired competency matrix of the Board.

CORPORATE GOVERNANCE

The NC identifies the Company's needs and prepares a shortlist of candidates with the appropriate profile for nomination. The NC may have recourse to both internal sources (for example, recommendations by Directors and Management) as well as external sources (for example, search consultants) to draw up the shortlist. Short-listed candidates will be required to furnish their curriculum vitae stating in detail their qualification, working experience and employment history to enable the NC to assess the candidate's independence status and compliance with the Company's established internal guidelines. The NC will take an active role in screening and interviewing short-listed candidates before assessing the candidate's suitability and recommending him or her for nomination to the Board. To satisfy itself of the candidate's suitability to be appointed as a Director, the NC will perform a stringent due diligence on the candidate which extends to whether he or she has fully discharged his or her duties and obligations during his or her previous directorship of any listed company, has previously served on the board of any company with an adverse track record or a history of irregularities, has been under investigation by any professional association or regulatory authority, or has resigned from the board of any such company for any reason that may cast doubt on his or her ability to act as a Director.

Board renewal was a significant focus for the Board in FY2022. Ms Ting Ping Ee Joan Maria and Mr Yee Chia Hsing would have served the nine years tenure as Independent Directors on 19 May 2023 and are likely to step down as Directors at the conclusion of the 2024 AGM. In FY2022, the NC searched for potential candidates who could be appointed as Directors. The NC considered various candidates recommended by other Board members and their networking contacts. No search consultant was appointed. Diversity was one of the key considerations in the Board renewal process to ensure that the Board is appropriately balanced to support the long-term success of the Group. Other key considerations included (a) whether the skillsets of the candidates would replace the skillsets of the long-serving Directors, and/or would supplement the collective skillsets of the Directors and bring different perspectives to the Board; (b) the independence status of the candidate; and (c) whether the candidate would be able to commit sufficient time to fulfil the duties of a Director.

Ms Tan Yee Peng was appointed as an Independent Director of the Company with effect from 15 March 2023 and succeeded Mr Yee Chia Hsing as the ARC Chairperson. The Board approved the appointment of Ms Tan Yee Peng, who has more than 20 years of accounting and auditing experience, and previously served as an audit partner with KPMG LLP from 2003 to 2010. As an audit and advisory partner, she was closely involved in providing accounting and advisory services to clients in both the private and public sectors. Ms Tan Yee Peng also acted as the reporting accountant and auditor for several companies listed on SGX. Ms Tan Yee Peng was previously the chairperson of the board sustainability committee of CDL and her experience in sustainability matters will bring fresh insights to such issues. The appointment of Ms Tan Yee Peng would also enhance the diversity of the Board in terms of independence, gender, age and tenure. Additional information on Ms Tan Yee Peng is set out in the section titled "Board of Directors" on page 24, directorships held by the Directors as at the date of this Annual Report and over the preceding three years on pages 87 to 88 and Appendix 7.4.1 of the Listing Manual on pages 222 to 228 of this Annual Report.

Re-nomination of Directors

The Articles of Association of the Company requires each Director to retire at least once every three years and subject himself or herself to re-election by shareholders. In addition, any Director appointed by the Board shall retire at the next AGM and shall then be eligible for re-election at that meeting.

The Group CEO, as an Executive Director, is subject to the same retirement by rotation, resignation and removal provisions as the other Directors, and such provisions will not be subject to any contractual terms that may have been entered into with the Company. His role as Group CEO is separate from his position as a Board member, and does not affect the ability of shareholders to exercise their right to select all Board members.

With regard to the re-election of existing Directors each year, the NC advises the Board of those Directors who are retiring or due for consideration to retire in accordance with the Company's Articles of Association, and makes recommendations to the Board as to whether the Board should support the re-election of a Director who is retiring. In making its recommendations, the NC will undertake a review of the retiring Director's performance and contribution during the period in which he was a member of the Board. The NC takes factors such as attendance, preparedness, participation and candour into consideration when evaluating the past performance and contribution of a Director when making its recommendations to the Board. Each member of the NC will abstain from deliberations on his or her own re-election.

The Directors who are retiring by rotation pursuant to Article 86 of the Company's Articles of Association and standing for re-election at the 2023 AGM are Mr Ho Han Leong Calvin, Mr Neo Teck Pheng and Mr Wee Guan Oei Desmond. Under Article 85 of the Company's Articles of Association, Ms Tan Yee Peng is required to retire and stand for re-election at the 2023 AGM as this is the first AGM after her appointment. Mr Ho Han Leong Calvin will, upon re-election, continue to serve as the Non-Executive Chairman of the Board, a member of the ARC and a member of the RC. Mr Neo Teck Pheng will, upon re-election, continue to serve as a member of the NC. Mr Wee Guan Oei Desmond will, upon re-election, continue to serve as the RC Chairman. Ms Tan Yee Peng will, upon re-election, continue to serve as the ARC Chairperson. The Board has considered the NC's recommendation and assessment of each of the four Director's qualifications, experience, performance and contribution, as well as the overall size, composition and diversity of skillsets of the Board, and is satisfied that each of the four Directors will continue to contribute to the Board and to the combination of knowledge, skills, experience and diversity required on the Board in order to serve the needs and plans of the Group. At the recommendation of the NC and as approved by the Board, all four Directors will be standing for re-election at the 2023 AGM. Mr Neo Teck Pheng recused himself from the NC's deliberations on his own re-election and each of Mr Ho Han Leong Calvin, Mr Neo Teck Pheng and Mr Wee Guan Oei Desmond recused himself from the Board's deliberations on his own re-election. Ms Tan Yee Peng was not involved in the Board's deliberations on the re-elections as the Board meeting took place prior to her appointment. Additional information on Mr Ho Han Leong Calvin, Mr Neo Teck Pheng, Mr Wee Guan Oei Desmond and Ms Tan Yee Peng as prescribed in Appendix 7.4.1 of the Listing Manual may be found on pages 222 to 228 of this Annual Report.

Directors' Time Commitment

In view of the responsibilities of a Director, the Board is cognisant of the need for Directors to be able to devote sufficient time and attention to adequately perform their roles. However, the Board has not imposed any limit on the number of listed company directorships that an individual may hold as it is of the view that this should be considered on a case-by-case basis as a person's available time and attention may be affected by different factors, such as whether he or she is in full-time employment and the nature of his or her other responsibilities. The Company also does not wish to omit from consideration outstanding individuals who, despite the demands on their time, have the capacity to participate and contribute as new members of the Board. While having a limit on the number of listed company directorships may be considered by some other companies to be suitable for their circumstances, at present, the Company considers that the effectiveness of each of the Directors is best assessed by a qualitative assessment of the Director's contribution and devotion of appropriate time and attention to the Company.

A Director with multiple directorships is expected to ensure that he or she can devote sufficient time and attention to the affairs of the Company. The Directors are also required to consult the Chairman and the NC Chairperson before accepting new appointments as directors or full time executives. The Directors must also immediately report any changes in their external appointments, including any corporate developments relating to their external appointments, which may affect their independence.

The NC conducts a review of the commitments of each Director on an annual basis and as and when there is a change of circumstances involving a Director. All Directors are required to confirm on an annual basis, and for FY2022, have confirmed that they were able to devote sufficient time and attention to their duties as Directors. For FY2022, having regard to each Director's attendance record for Board meetings and, where applicable, Board committee meetings, and his or her ability to contribute effectively thereat, the NC is of the view that each Director has devoted sufficient time and attention to the affairs of the Company and has been able to discharge his or her duties as a Director effectively.

CORPORATE GOVERNANCE

Although some Board members have multiple board representations, the Board experienced minimal competing time commitments among its members as Board meetings are planned and scheduled well in advance of the meeting dates. The NC is satisfied that in FY2022, where a Director had other listed company board representations and/or other principal commitments, the Director adequately carried out his or her duties as Director. In FY2022, other than Mr Yee Chia Hsing, none of the Directors had other listed company board representations. As at the date of this Annual Report, other than Mr Yee Chia Hsing and Ms Tan Yee Peng, none of the Directors has other listed company board representations.

The table below shows the directorships and principal commitments of each Director (including past directorships and principal commitments over the preceding three years):

Name of Director	Date of First Appointment	Date of Last Re-election	Past Directorships in other listed companies and principal commitments over the preceding three years	Present Directorships in other listed companies and principal commitments
Mr Ho Han Leong Calvin ¹ <ul style="list-style-type: none"> • Non-Executive Chairman • ARC Member • RC Member 	1 October 2007	20 May 2020	–	<ul style="list-style-type: none"> • Director of Tai Tak
Mr Ho Han Khoon Alvin (Alternate Director to Mr Ho Han Leong Calvin) ²	19 May 2014	–	–	<ul style="list-style-type: none"> • Director of Tai Tak
Mr Kingston Kwek Eik Huih ³ <ul style="list-style-type: none"> • Non-Executive Director 	5 March 2019	26 April 2022	–	<ul style="list-style-type: none"> • Director of Beijing Fortune Hotel Co., Ltd. • Governor of Hong Leong Foundation • Alternate Director of Welland Investments Limited
Mr Neo Teck Pheng ¹ <ul style="list-style-type: none"> • Group CEO and Executive Director • NC Member 	1 October 2007	20 May 2020	–	–
Ms Ting Ping Ee Joan Maria <ul style="list-style-type: none"> • Independent Director • NC Chairperson • ARC Member • RC Member 	19 May 2014	23 April 2021	–	<ul style="list-style-type: none"> • Independent Director of Grand Union Holdings and Investments Pte. Ltd. (formerly known as Grand Union Holdings and Investments Incorporated)

CORPORATE GOVERNANCE

Name of Director	Date of First Appointment	Date of Last Re-election	Past Directorships in other listed companies and principal commitments over the preceding three years	Present Directorships in other listed companies and principal commitments
Mr Yee Chia Hsing <ul style="list-style-type: none"> • Lead Independent Director • Stepped down as ARC Chairman with effect from 15 March 2023 • NC Member 	19 May 2014	23 April 2021	<ul style="list-style-type: none"> • Director of Corporate Affairs and General Manager of the nutraceutical business of iX Biopharma Ltd, listed on SGX • Head of Catalyst, CIMB Bank Berhad, Singapore Branch • Elected Member of the Parliament of Singapore • Independent Director of Ezion Holdings Limited 	<ul style="list-style-type: none"> • Executive Director of Datapulse Technology Limited • Audit Committee Member of Ren Ci Hospital
Mr Wee Guan Oei Desmond ¹ <ul style="list-style-type: none"> • Independent Director • RC Chairman 	6 February 2017	20 May 2020	–	<ul style="list-style-type: none"> • Partner and Head, Corporate Commercial and Employment & Benefits Practice Groups of Rajah & Tann Singapore LLP • Non-Executive Chairman, Independent Director and Audit Committee Member of Popular Holdings Limited • Non-Executive Director of Spartans Rugby Singapore Limited

CORPORATE GOVERNANCE

Name of Director	Date of First Appointment	Date of Last Re-election	Past Directorships in other listed companies and principal commitments over the preceding three years	Present Directorships in other listed companies and principal commitments
Ms Tan Yee Peng ⁴ <ul style="list-style-type: none"> Independent Director ARC Chairperson 	15 March 2023	–	<ul style="list-style-type: none"> Independent Director, Board Sustainability Committee Chairperson, Board Committee Member, Audit and Risk Committee Member and Nominating Committee Member of City Developments Limited Lead Independent Director, Audit and Risk Committee Chairperson, Nominating Committee Member and Remuneration Committee Member of Dutech Holdings Limited Honorary Treasurer of Viriya Community Services 	<ul style="list-style-type: none"> Council Member of Ministry of Health, Agency for Care Effectiveness Member of Vanguard Healthcare Medifund Committee Director of Vanguard Health Fund Limited Director of 1FSS Private Limited Director of Dutech Holdings Pte Ltd Chief Executive Officer and Executive Director of Hercules Pte Ltd Audit and Risk Committee Member of MOH Holdings Pte Ltd Director of Singapore Aerospace Manufacturing Pte Ltd Audit Committee Vice Chairperson of Ren Ci Hospital Director and Treasurer of TTSH Community Fund Director of Tri Star Security Pte Ltd Independent Director of TDCX Inc Independent Director, Audit and Risk Committee Chairperson, Nominating Committee Member and Remuneration Committee Member of Oiltek International Limited

Name of Director	Date of First Appointment	Date of Last Re-election	Past Directorships in other listed companies and principal commitments over the preceding three years	Present Directorships in other listed companies and principal commitments
				<ul style="list-style-type: none"> ● Director of Hupsteel Pte Ltd ● Director of Hup Seng Huat Land Pte Ltd ● Director of Hoe Seng Huat Pte Ltd ● Director of Sheares Healthcare International Holdings Pte Ltd ● Director of Sheares Healthcare China Holdings Pte Ltd ● Audit and Risk Committee Member of Resilience Collective, a mental health charity

Notes:

1. Mr Ho Han Leong Calvin, Mr Neo Teck Pheng and Mr Wee Guan Oei Desmond will retire and stand for re-election at the 2023 AGM. The NC has considered their contribution and performance and recommended to the Board their re-election at the 2023 AGM.
2. An alternate Director bears all the duties and responsibilities of a Director.
3. Mr Kingston Kwek Eik Huih is the son of Mr Kwek Leng Beng, the Executive Chairman of CDL.
4. Ms Tan Yee Peng who was appointed by the Board on 15 March 2023 will retire and stand for re-election at the 2023 AGM.

Succession Planning

The Board believes in carrying out succession planning for itself to ensure continuity of leadership. Board renewal is a continuing process and in this regard, the NC reviews annually the composition of the Board and Board committees and recommends to the Board the selection and appointment of new Directors, whether in addition to the existing Board members or as replacement of retiring Board members, with a view to maintaining an optimal Board composition bearing in mind the Group's strategic priorities and the factors affecting the long-term success of the Group, and by considering the trends affecting the Group, reviewing the skills needed and identifying any gaps (which includes considering whether there is an appropriate level of diversity of thought). The NC would use these considerations in setting the appointment criteria for successors. The Board would be able to function smoothly notwithstanding any resignation or retirement of any Director given the present number of members and mix of competencies on the Board.

Please refer to the sections titled "Board Diversity" on pages 79 to 81 and "Selection of New Directors" on pages 82 to 83 for further information. With regard to succession planning for key management personnel, please refer to the section titled "Nominating Committee" on pages 76 to 77 for further information.

CORPORATE GOVERNANCE

Board Performance

Principle 5 : The Board undertakes a formal annual assessment of its effectiveness as a whole, and that of each of its board committees and individual directors.

While Board performance is ultimately reflected in the long-term performance of the Group, the Board believes that engaging in a regular process of assessment and evaluation of Board performance in order to identify key strengths and areas for improvement is essential to effective stewardship and to attaining success for the Company.

Board and Board Committee Evaluation Process

Each year, the NC undertakes a formal annual process to assess the effectiveness of the Board as a whole and the Board committees.

The NC uses objective and appropriate criteria to assess the performance of the Board and effectiveness of Board committees. Assessment parameters include evaluation of Board structure, conduct of meetings, corporate strategy, corporate planning, risk management, internal controls, measuring and monitoring performance, compensation, financial reporting and communication with shareholders.

As part of the process, each Director is required to complete an appraisal form with the above assessment parameters. The completed appraisal forms are collated by the company secretary who then presents the results to the NC Chairperson who in turn presents a report to the NC and the Board. The feedback, comments and recommendations by the Directors are reviewed and discussed constructively by the NC and the Board to identify areas for improvements and follow up action to be taken by the Board and Management.

The NC is satisfied that for FY2022, the Board and the Board committees were effective in the conduct of their respective duties. The results of the NC's assessment were communicated to and accepted by the Board. No external facilitator was used in FY2022.

Individual Director Evaluation Process

The Company has in place a formal process to evaluate the performance of individual Directors.

As part of the process, each Director (including the Chairman) is requested to complete a self-evaluation form. Performance criteria include factors such as the Director's attendance, preparedness, candour, participation and contribution at Board meetings, industry and business knowledge, commitment and dedication. The completed self-evaluation forms are collated by the company secretary who then presents the results to the NC, which assesses the performance of the individual Directors, and will discuss with each individual Director if necessary. Each member of the NC will recuse himself or herself from the NC's deliberations on his or her own performance.

The performance of individual Directors is taken into account in their re-appointment or re-election. Specific needs which arise from time to time are taken into account in any appointment of new Directors.

The NC is satisfied that for FY2022, each Director contributed to the effectiveness of the Board and, if applicable, Board committee(s). The results of the NC's assessment were communicated to and accepted by the Board. No external facilitator was used in FY2022.

REMUNERATION MATTERS

Procedures for Developing Remuneration Policies

Principle 6 : The Board has a formal and transparent procedure for developing policies on director and executive remuneration, and for fixing the remuneration packages of individual directors and key management personnel. No director is involved in deciding his or her own remuneration.

Level and Mix of Remuneration

Principle 7 : The level and structure of remuneration of the Board and key management personnel are appropriate and proportionate to the sustained performance and value creation of the company, taking into account the strategic objectives of the company.

Disclosure on Remuneration

Principle 8 : The company is transparent on its remuneration policies, level and mix of remuneration, the procedure for setting remuneration, and the relationships between remuneration, performance and value creation.

The Board established the RC to oversee the remuneration of the Board and Management. In carrying out this role, the RC also aims to set the appropriate remuneration framework and policies to deliver annual and long-term performance of the Group. Details on the composition and scope of duties and responsibilities of the RC are set out in the section titled “Remuneration Committee” on page 75.

The broad principles that guide the RC in its administration of fees, benefits, remuneration and incentives for the Board and Management are set out below.

Remuneration of Non-Executive Directors

The Group CEO is an Executive Director and is therefore remunerated as part of Management. He does not receive Directors’ fees.

The RC recommends the Non-Executive Directors’ fees for the Board’s endorsement and approval by shareholders. The Company seeks shareholders’ approval at the AGM so that Directors’ fees can be paid on a quarterly basis in arrears. No Director decides his or her own fees.

The remuneration packages of Non-Executive Directors comprise base Directors’ fees and additional fees for services rendered on the various Board committees (depending on whether he/she served in the capacity as the Chairperson or as a member of the relevant Board committee). Non-Executive Directors who cease to be a Director during any part of the financial year are paid pro-rated fees for the term of their office. No attendance fees for Board or Board committee meetings or travel allowance are payable to Non-Executive Directors. In reviewing the structure and level of such fees, the RC takes into consideration factors such as the roles and responsibilities of, effort and time spent by, the Directors, changes in the business, corporate governance practices and regulatory rules, and the interval since the last fee review. The RC also compares the Company’s fee framework against industry practices.

The Company established the First Sponsor Employee Share Option Scheme on 19 May 2014. However, no options were granted under the scheme as at the date of this Annual Report. Details of the First Sponsor Employee Share Option Scheme can be found in the Directors’ Statement on page 112 of this Annual Report. The First Sponsor Employee Share Option Scheme allows for participation by Non-Executive Directors. The Company believes that the scheme will help the Company to attract experienced and qualified persons from different professional backgrounds to join the Company as Non-Executive Directors and will better align the interests of such Non-Executive Directors with the interests of shareholders.

CORPORATE GOVERNANCE

FY2022

A review of the scale of fees under the framework for the Non-Executive Directors' fees for FY2022 was conducted. As a result of the review, the scale of fees was increased in FY2022 as set out below:

Base Directors' Fee	FY2021 scale of Directors' fees	FY2022 scale of Directors' fees
Board Chairman	S\$50,000 per annum ¹	S\$52,500 per annum ¹
Director	S\$50,000 per annum	S\$52,500 per annum
Fee for appointment to ARC		
Committee Chairman	S\$55,000 per annum	S\$60,500 per annum
Committee Member	S\$33,000 per annum	S\$36,500 per annum
Fee for appointment to RC		
Committee Chairman	S\$18,000 per annum	S\$19,000 per annum
Committee Member	S\$12,000 per annum	S\$13,000 per annum
Fee for appointment to NC		
Committee Chairperson	S\$18,000 per annum	S\$19,000 per annum
Committee Member	S\$12,000 per annum	S\$13,000 per annum

Note:

1. Mr Ho Han Leong Calvin and Mr Ho Han Khoon Alvin elected not to receive Directors' fees.

No remuneration consultant was appointed in FY2022.

The aggregate Directors' fees paid to Non-Executive Directors for FY2022 was S\$371,000, details of which are set out in the table below:

Name of Director	Directors' Fees (\$)
Mr Ho Han Leong Calvin ¹	-
Mr Ho Han Khoon Alvin (Alternate Director to Mr Ho Han Leong Calvin)	-
Mr Kingston Kwek Eik Huih	52,500
Ms Ting Ping Ee Joan Maria ²	121,000
Mr Yee Chia Hsing ³	126,000
Mr Wee Guan Oei Desmond ⁴	71,500
Total	371,000

Notes:

1. Mr Ho Han Leong Calvin and Mr Ho Han Khoon Alvin elected not to receive Directors' fees.
2. In addition to the base Directors' fee, Ms Ting Ping Ee Joan Maria received additional fees as the NC Chairperson and a member of the ARC and the RC.
3. In addition to the base Directors' fee, Mr Yee Chia Hsing received additional fees as the ARC Chairman and a member of the NC.
4. In addition to the base Directors' fee, Mr Wee Guan Oei Desmond received an additional fee as the RC Chairman.

The increase of S\$23,000 in Directors' fees from S\$348,000 in FY2021 to S\$371,000 in FY2022 was due to the revision of the scale of fees under the framework for the Non-Executive Directors' fees in FY2022. The payment of the Directors' fees of S\$371,000 was approved by shareholders as a lump sum at the 2022 AGM.

None of the Directors received any fee or remuneration from the Company's subsidiaries.

FY2023

For FY2023, it is proposed that aggregate fees of S\$413,000 be paid to the Non-Executive Directors. The scale of fees under the framework for the Non-Executive Directors' fees for FY2023 is the same as that for FY2022. No remuneration consultant was appointed in FY2023. The increase of S\$42,000 in Directors' fees from S\$371,000 in FY2022 to S\$413,000 in FY2023 is due to pro-rated Directors' fees payable to an additional Independent Director, Ms Tan Yee Peng, who was appointed on 15 March 2023.

Details of the proposed Directors' fees to be paid to Non-Executive Directors for FY2023 are set out in the table below:

Name of Director	Directors' Fees (S\$)
Mr Ho Han Leong Calvin ¹	–
Mr Ho Han Khoon Alvin (Alternate Director to Mr Ho Han Leong Calvin)	–
Mr Kingston Kwek Eik Huih	52,500
Ms Ting Ping Ee Joan Maria ²	121,000
Mr Yee Chia Hsing ³	77,600
Mr Wee Guan Oei Desmond ⁴	71,500
Ms Tan Yee Peng ⁵	90,400
Total	413,000

Notes:

1. Mr Ho Han Leong Calvin and Mr Ho Han Khoon Alvin elected not to receive Directors' fees.
2. In addition to the base Directors' fee, Ms Ting Ping Ee Joan Maria will receive additional fees as the NC Chairperson and a member of the ARC and the RC.
3. In addition to the base Directors' fee, Mr Yee Chia Hsing will receive an additional pro-rated fee as the ARC Chairman for the period from 1 January 2023 to 14 March 2023 and an additional fee as a member of the NC.
4. In addition to the base Directors' fee, Mr Wee Guan Oei Desmond will receive an additional fee as the RC Chairman.
5. In addition to the pro-rated base Directors' fee, Ms Tan Yee Peng will receive an additional pro-rated fee as the ARC Chairperson for the period from 15 March 2023 to 31 December 2023.

The proposed Directors' fees of S\$413,000 are subject to shareholders' approval as a lump sum at the 2023 AGM.

No fee or remuneration is payable by the Company's subsidiaries to any of the Directors.

Remuneration of Management

In reviewing the remuneration packages of the Group CEO and key management personnel, the RC considers the level of remuneration based on the Company's remuneration policy which comprises the following distinct objectives:

- (a) to ensure that the remuneration packages are competitive in attracting and retaining employees capable of meeting the Company's needs;
- (b) to reward employees for achieving corporate performance targets in a fair and equitable way; and
- (c) to ensure that the remuneration reflects the employees' duties and responsibilities.

CORPORATE GOVERNANCE

Link to Corporate and Individual Performance

Remuneration for the Group CEO and key management personnel comprises fixed and variable components. The level and mix of the variable component are structured to ensure that the total remuneration for the Group CEO and key management personnel is strongly aligned to the financial performance and returns delivered to shareholders.

Fixed components comprise base salary and, where applicable, fixed allowances and other benefits-in-kind determined by the Company's human resource policies. The base salary is determined based on the responsibilities, experience and competencies that the individual brings to the role, individual performance and market competitiveness. This is approved by the Board based on the RC's recommendation and reviewed annually. Fixed allowances and other benefits-in-kind provided are in line with local market practices and legislative requirements, and are not directly linked to performance.

The variable component comprises the annual variable bonus. The annual variable bonus is intended to recognise the performance and contribution of the individual, while driving the achievement of key business results for the Company and enhancement of shareholder value.

For FY2022, the RC reviewed and is satisfied that adjustments made to the salaries as well as the variable bonuses granted to the Group CEO and key management personnel were reflective of their performance and the contribution made by them.

The RC recognises that long-term incentives reinforce the delivery of long-term growth and shareholder value to drive an ownership culture and retain key talent. The RC will consider granting long-term incentives as a performance-related component to the Group CEO and key management personnel at the appropriate time. This may include the grant of employee share options under the First Sponsor Employee Share Option Scheme and awards under any proposed performance share plans that may be approved by shareholders in the future. The RC will also consider the implementation of contractual provisions to reclaim long-term incentives from the Group CEO and key management personnel in the event of exceptional circumstances of misstatement of financial results or of misconduct resulting in financial or other losses to the Company, only after the introduction of long-term incentives.

Remuneration of Group CEO

Details of the remuneration of the Group CEO and Executive Director for FY2022 are set out below:

Group CEO and Executive Director	Salary ¹ (S\$)	Variable Bonus ² (S\$)	Benefits ³ (S\$)	Total (S\$)
Mr Neo Teck Pheng	792,375	3,965,000	14,828	4,772,203
% of total remuneration	16.60%	83.09%	0.31%	

Notes:

1. Salary refers to base salary, allowances and employer's central provident fund contributions.
2. Variable bonus includes employer's central provident fund contributions.
3. Benefits refer to car benefits.

Mr Neo Teck Pheng did not receive any fee or remuneration from the Company's subsidiaries.

Remuneration of Other Key Management Personnel

The top six key management personnel (excluding the Group CEO) in FY2022 are:

- (a) Ms Lee Sau Hun, Group CFO;
- (b) Mr Shu Zhen, CEO (Guangdong Operations);
- (c) Mr Wang Gongyi, CEO (Chengdu Operations);
- (d) Ms Zhang Jing, CEO (Shanghai Operations);
- (e) Mr Alex Barentsen, CEO (European Hotel Operations and Finance)¹; and
- (f) Mr Frans van Toor, CEO (European Offices and Residential Operations)¹.

Note:

1. To facilitate business growth and explore new opportunities in Europe, the Group reorganised and strengthened its European operations. In line with the above, the European management team was expanded with the re-designation of Mr Alex Barentsen from CEO (European Operations) to CEO (European Hotel Operations and Finance) and the appointment of Mr Frans van Toor as CEO (European Offices and Residential Operations) with effect from 1 October 2022. The amount disclosed takes into account Mr Frans van Toor's remuneration for the period from 1 October 2022 to 31 December 2022.

The aggregate remuneration paid/payable in respect of FY2022 to the abovementioned top six key management personnel was S\$3.4 million.

As set out above, the Company has taken the further step to identify its key management personnel and provided disclosure of the aggregate remuneration paid to the abovementioned top six key management personnel for FY2022. The Company however maintains its view that it is not in its interest to disclose the remuneration of each of its key management personnel in bands no wider than S\$250,000 as recommended under Provision 8.1 of the Code. Having considered the highly competitive human resource environment for personnel with the requisite knowledge, expertise and experience in the Group's business activities, such disclosure of specific remuneration information may give rise to recruitment and talent retention issues. There would be negative impact to the Group if members of the experienced and qualified senior management team are poached, which may affect the ability to both nurture a sustainable talent pool and ensure the smooth continuity in leadership needed for the achievement of the strategic objectives of the Group. The Company believes that shareholders' interest will not be prejudiced as a result of such non-disclosure of the remuneration for each of the Group's key management personnel, and with the Company's disclosure on the aggregate remuneration of the identified top six key management personnel, shareholders are provided an insight into the level of remuneration paid to the identified top six key management personnel.

For FY2022, there were no termination, retirement or post-employment benefits granted to the Directors, the Group CEO and key management personnel.

Other than the Group CEO who is a controlling shareholder of the Company, there was no employee of the Group who is a substantial shareholder of the Company, or an immediate family member of a Director, the Group CEO or a substantial shareholder of the Company, and whose remuneration exceeded S\$100,000 during FY2022.

CORPORATE GOVERNANCE

ACCOUNTABILITY AND AUDIT

Risk Management and Internal Controls

Principle 9 : The Board is responsible for the governance of risk and ensures that Management maintains a sound system of risk management and internal controls, to safeguard the interests of the company and its shareholders.

The Board has overall responsibility for the governance of risk, including the determination of the nature and extent of the significant risks which the Company is willing to take in achieving its strategic objectives and value creation. The ARC assists the Board in carrying out the Board's responsibility of overseeing the Group's risk management and internal controls. Having considered the Group's business and operations, as well as its existing risk management and internal controls systems, the Board is of the view that, currently, a separate Risk Committee is not required.

The Group has in place a risk management framework which identifies the key risks within the Group's business, along with mitigating measures. The categories of risks identified in the risk management framework include strategic, operational, financial and treasury, IT and compliance risks. The risk management framework is reviewed on an ongoing basis.

The identification and day-to-day management of risks rest with Management. Management is responsible for the effective implementation of risk management strategy, policies and processes to facilitate the achievement of business objectives within the risk tolerance established by the Board. Key business risks are proactively identified, addressed and reviewed on an ongoing basis. The systems of risk management and internal controls are reviewed by Management regularly in order to ensure that sufficient checks and balances exist within the system to safeguard the Company's assets, ensure maintenance of proper accounting records and compliance with relevant legislation and best practices. The Board reviews and approves the processes for managing risks recommended by Management.

The risk management and internal controls systems are reviewed at least annually by Management, the ARC and the Board. The Group's external auditors highlight any material internal control weaknesses that come to their attention in the course of their audit. The Group's internal auditors, PricewaterhouseCoopers LLP ("**PwC**"), reviews the Group's internal controls and reports directly to the ARC Chairperson. Please refer to the section titled "Internal Audit" on page 97 for further information on the internal audit function carried out by PwC. All audit findings and recommendations made by the external auditors and PwC are reported to and discussed with the ARC during its meetings. This gives the ARC the opportunity to comment on the effectiveness and adequacy of internal controls and to submit its findings to the Board so as to reassure the Board that sufficient checks have been put in place and enable the Board to comment on the adequacy and effectiveness of the internal controls.

In FY2022, the Group's risk management framework was revised to include enhanced mitigating measures and Management actions to address, among other things, (a) the risk of rising property development costs due to factors such as project complexity, market conditions and shortage of available main contractors; (b) the risk of weak demand for residential apartments due to factors such as the Covid-19 pandemic, consequential lock-downs, rising interest rates and uncertain economic outlook; (c) the risk of currency exchange fluctuation in RMB, Euro and A\$; and (d) interest rate risks.

Assurance from Key Management Personnel

The Board received assurance from the Group CEO and the Group CFO that:

- (a) the financial records have been properly maintained and the financial statements for FY2022 give a true and fair view of the Company's operations and finances; and
- (b) the systems of risk management and internal controls within the Group are adequate and effective to address the risks (including financial, operational, compliance and IT risks) in the context of the current scope of the Group's business operations as at 31 December 2022.

Based on its assessment of the work performed by PwC and the external auditors as well as the assurance from the Group CEO and Group CFO, the Board, with the concurrence of ARC, is of the opinion that the systems of risk management and internal controls within the Group are adequate and effective to address the risks (including financial, operational, compliance and IT risks) which the Group considers to be relevant and material in the context of the current scope of the Group's business operations as at 31 December 2022. During FY2022, no material weakness was identified in the Group's risk management or internal controls systems.

While the Board notes that the systems of risk management and internal controls established by Management provide reasonable assurance that the Group, as it strives to achieve its business objective, will not be significantly affected by any event that can be reasonably foreseen or anticipated, the Board acknowledges that no system of risk management and internal controls can provide absolute assurance in this regard, or absolute assurance against the occurrence of human and system errors, poor judgement in decision-making, losses, fraud or other irregularities. The Board, together with the ARC and Management, will continue to enhance and improve the existing risk management and internal controls frameworks to identify and mitigate these risks.

In FY2022, Management provided assurance to the Board on the integrity of the half year unaudited financial results and the Board in turn provided a negative assurance confirmation in respect of such results to shareholders as required by Rule 705(5) of the Listing Manual.

Audit Committee

Principle 10 : The Board has an audit committee which discharges its duties objectively.

Details on the composition and scope of duties and responsibilities of the ARC are set out in the section titled "Audit and Risk Committee" on pages 71 to 73.

External Auditors

The Board is responsible for the initial appointment of the external auditors. Shareholders then approve the appointment at the Company's AGM. The external auditors hold office until their removal or resignation. The ARC assesses the external auditors based on factors such as the performance and quality of their audit and the independence and objectivity of the external auditors, and recommends their appointment to the Board. Pursuant to the requirements of SGX, an audit partner may only be in charge of a maximum of five consecutive annual audits and may then return after two years. The Company has complied with Rules 712 and 715 of the Listing Manual in relation to the appointment of its external auditors.

The ARC reviewed the non-audit services provided by the external auditors, Ernst & Young LLP ("EY") (including other member firms of EY International), during FY2022 and the fees paid for such services. The ARC is satisfied that the independence and objectivity of EY were not affected by the provision of those services. EY also provided confirmation of its independence to the ARC. The total fees paid/payable to EY (including other member firms of EY International) for FY2022 are disclosed in the table below:

External Auditor Fees for FY2022	Total Audit Fees	Total Non-Audit Fees	Total Fees Paid/Payable
S\$'000	642.9	6.3	649.2
% of total audit fees		0.98%	

At the recommendation of the ARC and as approved by the Board, the re-appointment of EY as the external auditors is subject to shareholders' approval at the 2023 AGM.

CORPORATE GOVERNANCE

Internal Audit

The ARC's responsibilities over the Group's risk management and internal controls are complemented by the work of the internal audit.

The Company has in past years outsourced its internal audit function to PwC. At the recommendation of the ARC, the Board approved the re-engagement of PwC as the internal auditors of the Group for FY2022. In FY2022 and as in past years, the ARC assessed the adequacy and effectiveness of the internal audit function by reviewing the audit plan submitted by PwC at the start of the year and the quality of its reports during the year. PwC has unfettered access to the ARC, the Board and Management as well as the Group's documents, records, properties and personnel, and has appropriate standing within the Company. PwC's primary line of reporting is to the ARC Chairperson. The ARC has unfettered access to PwC and meets with PwC without the presence of Management at least annually (except for the FY2019 meeting between the ARC and PwC which was re-scheduled to February 2020 due to the availability of the partner-in-charge at PwC).

The Company's internal audit function is independent of the external audit. PwC is a corporate member of the Institute of Internal Auditors Singapore, and is staffed by professionals with relevant qualifications and experience. The Group's engagement with PwC stipulates that its work shall comply with the PricewaterhouseCoopers Global Internal Audit Services Methodology, which is aligned to the International Standards for the Professional Practice of Internal Auditing issued by the Institute of Internal Auditors.

At the beginning of each year, an annual internal audit plan entailing the review of selected functions or business units of the Group is developed and agreed to by the ARC. The audit plan is devised in such a way that all major functions or business units will be audited within an internal-audit cycle. The ARC directs PwC, as and when deemed necessary and important, to focus on certain aspects of an audit to be conducted, as well as to audit any operational or business aspects.

In FY2022, PwC conducted an internal audit review of the Group's Dutch operations, covering FS NL Holdings B.V. ("**FSNL**"), which is the Company's Dutch-incorporated wholly-owned subsidiary and key investment holding company of its European entities, as well as FS NL Property 2 B.V., FS NL Zuidoost Property 11 B.V., FS NL Zuid Property 12 B.V. and FS NL Amstel Development 16 B.V., which are Dutch-incorporated wholly-owned subsidiaries of FSNL ("**Dutch Ops Review**"). The Dutch Ops Review included the assessment of the effectiveness of controls over sub-processes applicable to procurement, payables and payments, bank and cash management and the general control environment. As at the date of this Annual Report, all recommendations by PwC (except one recommendation which is expected to be implemented by 30 June 2023) have been implemented by the Group.

In compliance with Rule 711B(3) of the Listing Manual, PwC also conducted an internal audit review of the sustainability reporting process of the Group ("**SR Process Review**"). The SR Process Review included an assessment of the effectiveness of the controls over sub-processes such as governance structure and application of existing frameworks. As at the date of this Annual Report, all recommendations by PwC (except two recommendations which are expected to be implemented by 30 June 2023) have been implemented by the Group.

Having reviewed the audit plans and the concluding reports of PwC in relation to the Dutch Ops Review and the SR Process Review, the ARC is satisfied that the Company's internal audit function was adequately resourced to perform the work for the Group.

For FY2022, the ARC reviewed the adequacy of the internal audit function to ensure that the internal audits were conducted effectively and that Management provided the necessary cooperation to enable PwC to perform its internal audit function. After reviewing the PwC reports and remedial actions implemented by Management, the ARC is satisfied that the internal audit function was independent, effective and adequately resourced.

SHAREHOLDER RIGHTS AND ENGAGEMENT

Shareholder Rights and Conduct of General Meetings

Principle 11 : The company treats all shareholders fairly and equitably in order to enable them to exercise shareholders' rights and have the opportunity to communicate their views on matters affecting the company. The company gives shareholders a balanced and understandable assessment of its performance, position and prospects.

Engagement with Shareholders

Principle 12 : The company communicates regularly with its shareholders and facilitates the participation of shareholders during general meetings and other dialogues to allow shareholders to communicate their views on various matters affecting the company.

MANAGING STAKEHOLDERS RELATIONSHIPS

Engagement with Stakeholders

Principle 13 : The Board adopts an inclusive approach by considering and balancing the needs and interests of material stakeholders, as part of its overall responsibility to ensure that the best interests of the company are served.

Shareholder Rights

The Company is fully committed to treating all shareholders fairly and equitably. All shareholders enjoy specific rights under the Company's Articles of Association and the relevant laws and regulations. The Company ensures that all material information is disclosed on a comprehensive, accurate and timely basis via SGXNet, and where appropriate, also posted on the Company's corporate website at www.1st-sponsor.com.sg.

The Company recognises that the release of timely, regular and relevant information regarding the Group's performance, progress and prospects aids shareholders in their investment decisions.

Shareholders are entitled to attend general meetings and are accorded the opportunity to participate effectively in and vote at general meetings (including through the appointment of up to two proxies, if they are unable to attend in person or in the case of a corporate shareholder, through its appointed representative). A shareholder who is a relevant intermediary (as defined in the Companies Act 1967) may appoint more than two proxies each. This enables indirect investors to be appointed as proxies to participate at general meetings. Shareholders are also informed of the rules, including the voting procedures that govern the general meetings.

Conduct of General Meetings

Shareholders are informed of general meetings through notices sent to all shareholders. All shareholders of the Company will typically receive the notice of AGM, proxy form and request form to request for hard copies of the Annual Report, at least 21 days in advance. Shareholders may download the Annual Report and notice of AGM from the Company's corporate website. The notice of AGM is also advertised in either The Straits Times or The Business Times for the benefit of shareholders.

The general meeting procedures provide shareholders the opportunity to raise questions relating to each resolution tabled for approval. Opportunities are given to shareholders to participate, engage and openly communicate their views on matters relating to the Company to the Directors.

CORPORATE GOVERNANCE

Shareholders or their appointed proxies are given the opportunity to vote at general meetings. The Company has been conducting electronic poll voting for all resolutions passed at general meetings for greater transparency in the voting process. An independent scrutineer is also appointed for the electronic poll voting process. Prior to the commencement of the general meeting, the independent scrutineer would review the proxies and the proxy process. A proxy verification process agreed upon with the scrutineer is also in place. Votes cast for or against and the respective percentages on each resolution are tallied and displayed 'live' on-screen to shareholders immediately at the general meetings. The outcome of the general meeting (including total numbers of votes cast for or against the resolutions and the respective percentages) is also promptly announced on SGXNET after the general meetings. Each share is entitled to one vote. Provision has been made under Article 60 of the Company's Articles of Association allowing for shareholders to vote in absentia. Examples of absentia voting are voting via telephone or electronic means at general meetings. The Company has not previously implemented voting in absentia by telephone or electronic means due to concerns relating to the authentication of shareholder identity and other related security and integrity issues.

All Directors (including the chairpersons of the respective Board committees) and Management are in attendance at general meetings to address any queries that shareholders may have. The external auditors attend the AGMs to assist the Directors in answering any queries relating to the conduct of the audit and the preparation and content of the auditors' report. The Directors and Management also interact with shareholders after general meetings.

To safeguard shareholders' interests and rights, a separate resolution is proposed for each substantially separate issue at general meetings. "Bundling" of resolutions will be avoided unless the resolutions are interdependent and linked so as to form one significant proposal. Where resolutions are "bundled", the Company will explain the reasons and material implications in the notice of meeting. Detailed information on each resolution in the notice of AGM is in the explanatory notes to the notice of AGM in the Annual Report.

The company secretary prepares minutes of the general meetings, which capture the essence of the comments or queries from meeting attendees and responses from the Board and Management. These minutes are available on the Company's corporate website.

2022 AGM

In light of the Covid-19 situation in Singapore, the Company convened and held its 2022 AGM by electronic means pursuant to the COVID-19 (Temporary Measures) (Alternative Arrangements for Meetings for Companies, Variable Capital Companies, Business Trusts, Unit Trusts and Debenture Holders) Order 2020 ("Ministerial Order"). Shareholders were invited to participate in the virtual 2022 AGM by (a) attending the 2022 AGM via live audio-visual webcast or live audio-only stream, (b) submitting questions in advance of, or live at, the 2022 AGM and (c) appointing the Chairman as proxy to attend, speak and vote on their behalf at the 2022 AGM. All Directors (including the Group CEO who is also a Director) attended the 2022 AGM. A record of the Directors' attendance at the 2022 AGM can be found in the section titled "Attendance Record of Meetings of Shareholders, Board and Board Committees in FY2022" on page 68.

Although the Ministerial Order provides for a member or a member to appoint a proxy (other than the Chairman) to vote at a general meeting held on or after 1 October 2020 by electronic means through an electronic voting system, such voting through an electronic voting system may only be used if certain requirements set out in the Ministerial Order are satisfied. These requirements include accuracy in the counting of votes, the electronic voting system being capable of providing records from which the operation of the electronic voting system may be audited and verification by the company that each vote cast was cast by the member or the member's proxy entitled to vote. The Company did not adopt voting through an electronic voting system due to concerns relating to the authentication of shareholder identity and other related security and integrity issues.

2023 AGM

The 2023 AGM will be held in a wholly physical format and there will be no option for shareholders to participate virtually. Shareholders may participate in the 2023 AGM by (a) attending the 2023 AGM in person; (b) submitting questions to the Chairman of the meeting in advance of, or live at, the 2023 AGM; and (c) voting at the 2023 AGM themselves or through duly appointed proxy(ies).

Disclosure of Information on a Timely Basis

To facilitate the exercise of shareholders' rights, the Company ensures that all material information relating to the Company and its financial performance is disclosed in an accurate and timely manner via SGXNET.

The Company adopts half-yearly announcements of its financial results. In accordance with the Listing Manual, the Company reports its financial results for the first half of the financial year, within the prescribed forty-five days from the end of the half year, and its financial results for the full financial year, within the prescribed sixty days from the end of the financial year. The financial results and all other information (including a presentation pack highlighting key developments of the Group) are published through SGXNET, via media releases and on the Company's corporate website, to ensure fair dissemination to shareholders. With respect to the financial performance of the Group for the first and third quarters of each financial year and in line with the recommendation by the Corporate Governance Advisory Committee, the Company provides voluntary business updates to keep shareholders informed on various matters considered useful and relevant to enable shareholders to have a better understanding of the Company's performance in the context of the current business environment. The voluntary business updates include a discussion of the significant factors that affected the Company's interim performance, relevant market trends including the risks and opportunities that may have a material impact on the Company's prospects. In FY2022, the Company kept shareholders informed of the impact of the Covid-19 pandemic on the Group's business operations and performance through such updates.

Briefings for analysts and other interested investors will be held immediately after the release of its half year financial results and full year financial results. In FY2022, the Company held briefings for analysts and other interested investors immediately after the release of its FY2021 results and half year financial results. The analysts and investors were invited to attend the briefings face-to-face and were also given the option to attend by way of conference call. The Company does not practise selective disclosure. Price-sensitive or trade-sensitive information is first publicly released through SGXNET, either before the Company meets with any analysts or investors or simultaneously with such meetings.

Dividend Policy

The Company does not have a fixed dividend policy. The form, frequency and amount of dividends will depend on the Company's earnings, financial position, results of operations, capital needs, plans for expansion and other factors which the Board may deem appropriate. The Board will work towards a stable payout with a steady growth when appropriate, subject to the successful implementation of the Group's business strategy and prevailing market conditions. Any payout is clearly communicated to shareholders via an announcement on SGXNET when the Company discloses its financial results.

The Company has been declaring dividends at half-year and final year-end. For FY2022, the Board recommended a final tax exempt (one-tier) dividend of 2.70 Singapore cents per ordinary share for shareholders' approval at the 2023 AGM. If approved, the total dividend for FY2022 would be 3.80 Singapore cents per ordinary share. This is 10.1% higher than the 3.45 Singapore cents per ordinary share paid for FY2021. If approved, the proposed dividend, shall be paid on or around 19 May 2023. The Company will continue to aim for a stable payout with a steady growth when appropriate, subject to the successful implementation of the Group's business strategy and prevailing market conditions.

CORPORATE GOVERNANCE

Corporate Website

The Company adopts transparent, accountable and effective communication practices as a key means to enhance standards of corporate governance. The Company aims to provide clear and continuous disclosure of its corporate governance practices through efficient use of technology. The following information is made available on the Company's corporate website at www.1st-sponsor.com.sg:

- (a) Board and Management profiles;
- (b) Notices of general meetings, results of general meetings and minutes of general meetings;
- (c) Annual Reports;
- (d) Letters/Circulars to shareholders;
- (e) Company announcements;
- (f) Press releases;
- (g) Financial results;
- (h) Company policies; and
- (i) Milestone events.

The latest Annual Report, financial results (including the presentation pack highlighting key developments of the Group) and company announcements are posted on the Company's corporate website following their release to the market, to ensure fair dissemination to shareholders.

Managing Stakeholders Relationships

An investor relations contact is provided on the Company's corporate website, which shareholders can use to voice their concerns or feedback. The Company has in place a formal Investor Relations ("IR") Policy which allows for an ongoing exchange of views so as to actively engage and promote regular, effective and fair communication with shareholders. The IR Policy sets out the mechanism through which shareholders may contact the Company with questions and through which the Company may respond to such questions. The IR Policy is available on the Company's corporate website.

The Group's approach to stakeholder engagement can be found in the Sustainability Report for FY2022 on pages 50 to 51 of this Annual Report.

ADDITIONAL INFORMATION

Dealings in Securities

The Group has adopted an internal compliance code which provides guidance to its Directors and officers with regard to dealings in the Company's securities.

Under the internal compliance code, the Directors and officers of the Group are required to refrain from dealing in the Company's securities (a) while in possession of material unpublished price-sensitive or trade-sensitive information, (b) during the two weeks immediately preceding and up to the time of the announcement of the Company's voluntary business updates for the first and third quarters and (c) during the one month immediately preceding and up to the time of the announcement of the Company's financial statements for the half year and full financial year. Prior to the commencement of each relevant period, an email would be sent to all Directors and officers of the Group to inform them of the duration of the period. They are also advised not to deal in the Company's securities on short-term or speculative considerations. Further, the Directors and officers of the Group are prohibited from using any information with respect to other companies or entities obtained in the course of their employment in connection with securities transactions of such companies or entities. There has not been any incidence of non-compliance.

Any dealings by the Directors in securities of the Company are disclosed, in accordance with the requirements of the Securities and Futures Act 2001.

Code of Business Conduct and Ethics, Anti-Corruption Policy & Guidelines and Fraud Policy & Guidelines

The Board and Management are committed to conducting business with integrity and consistent with high standards of business ethics and in compliance with all applicable laws and regulatory requirements. The Company has in place the Code of Business Conduct and Ethics crystallising the Company's business principles and practices with respect to matters which may have ethical implications. The code, which provides a communicable and understandable framework for officers and employees to observe the Company's principles such as honesty, integrity, responsibility and accountability at all levels of the organisation and in the conduct of the Company's business in their relationships with customers, suppliers and amongst employees, have been disseminated to officers and employees of the Group.

The Code of Business Conduct and Ethics provides guidance on issues such as:

- (a) conflicts of interest and the appropriate disclosures to be made;
- (b) the Company's stance against corruption and bribery;
- (c) compliance with applicable laws and regulations including those relating to the protection of the environment and the conservation of energy and natural resources;
- (d) compliance with the Company's policies and procedures, including those on internal controls and accounting;
- (e) safeguarding and proper use of the Company's assets, confidential information and intellectual property rights, including the respect of the intellectual property rights of third parties; and
- (f) competition and fair dealing in the conduct of the Company's business, in its relationships with customers, suppliers, competitors and towards its employees.

CORPORATE GOVERNANCE

In line with the Board's commitment to maintain high ethical standards which are integral to the Group's corporate identity and business, the Company has also put in place the following two corporate policies:

- (a) Anti-Corruption Policy & Guidelines which set out the responsibilities of the Group companies and of each employee in observing and upholding the Company's 'zero-tolerance' position against all forms of corruption, bribery and extortion and provide information and guidance to employees on how to recognise, address, resolve, avoid and prevent instances of corruption, bribery and extortion which may arise in the course of their work; and
- (b) Fraud Policy & Guidelines which provide guidance on actions which may constitute fraudulent conduct and highlight the importance of the implementation, maintenance and compliance with the internal controls framework of the Group and its policies and procedures.

These policies are available on the Company's corporate website and have also been disseminated to officers and employees of the Group. These policies have been translated into Mandarin for dissemination to employees of the Group in the PRC.

Whistle-Blowing Policy

The Company has put in place a whistle-blowing policy which sets out the procedures for a whistle-blower to make a report to the Company on any misconduct or wrongdoing relating to the Group, its officers and employees, in confidence, whether anonymously or otherwise, without fear of reprisals in any form. Anonymous complaints may be considered, taking into account the severity and credibility of the issues raised and the likelihood of confirmation of the allegation from attributable sources and information provided. The misconduct or wrongdoing that is reportable under the policy includes (a) criminal offences, (b) breaches of laws and regulations, for example fraud, theft, bribery, corruption, insider trading or money laundering, (c) irregularities in financial reporting, accounting or other financial matters, (d) conduct that is in violation of the Company's policies, procedures or guidelines, (e) unauthorised disclosure of confidential information whether within or outside the Group, (f) undeclared conflicts of interest in business dealings, (g) endangerment of the health and safety of an individual and (h) concealment of any of the above. The ARC is responsible for overseeing and monitoring the whistle-blowing.

Reporting Mechanism

A mechanism for the submission of issues and concerns has been established where whistle-blowers will have direct access to the ARC and may report any issue or concern by mail or email to the ARC. Any report involving any member(s) of the ARC may be submitted by email to the Group CEO, who shall refer the report to the remaining member(s) of the ARC.

Investigations

The ARC has the authority to conduct independent investigations into any complaints and to determine the manner in which the complaint should be investigated. To ensure the independence and effectiveness of the investigations of a report, any investigation will be conducted in a timely manner and will be fair and independent from the whistle-blower as well as the persons involved in the complaint. In determining the appropriate approach to each investigation, the ARC may consider, among other things:

- (a) whether an internal or external investigator should lead the investigation;
- (b) whether the matter should be referred to the external auditors;
- (c) whether the matter should be referred to law enforcement agencies or regulatory authorities; and
- (d) the nature of any technical, financial or legal advice that may be required to support an investigation.

The ARC will consider the investigation report to determine what, if any, actions are to be taken.

Confidentiality and No Reprisal

The policy is aimed at encouraging the reporting of misconduct or wrongdoing and the Company is committed to ensuring that whistle-blowers will be treated fairly, and protected from reprisals or any other detrimental or unfair treatment. The Company will treat all information received confidentially and protect the identity of all whistle-blowers. The policy sets out:

- (a) the steps that the Company will take to protect confidentiality and to protect the whistle-blower against reprisals or any other detrimental or unfair treatment;
- (b) the recourse that is available to the whistle-blower if he or she suffers any reprisals or other detrimental or unfair treatment; and
- (c) the disciplinary action that may be taken against anyone shown to have subjected a whistle-blower to detrimental or unfair treatment.

The policy is available on the Company's corporate website and has also been disseminated to officers and employees of the Group. This policy has been translated into Mandarin for dissemination to employees of the Group in the PRC.

IPTs

The Company has adopted an internal policy in respect of IPTs. The Directors are required to disclose their interest and any conflict of interest in such transactions, and will accordingly abstain from the deliberation and voting on resolutions relating to these transactions. For each material IPT, key information pertaining to the IPT together with the identification of the relationship of each party is provided to the ARC for review and evaluation. The ARC will review the IPT to ensure that the IPT is on normal commercial terms and is not prejudicial to the interests of the Company and its minority shareholders. In the event that the relevant threshold as stipulated in the Listing Manual is met, the IPT including the interested person(s) and its or their relationship with the Company, will be announced via SGXNET or put to vote by disinterested shareholders at the Company's general meeting as the case may be.

The ARC reviewed IPTs entered into by the Group during FY2022. During FY2022, there were no IPTs with an aggregate value of S\$100,000 or more, except for the following:

	Aggregate value of all IPTs entered into during FY2022 (excluding transactions less than S\$100,000 and transactions conducted under shareholders' mandate ⁵ pursuant to Rule 920 of the Listing Manual) (S\$'000)	Aggregate value of all IPTs conducted under shareholders' mandate ⁵ pursuant to Rule 920 of the Listing Manual (excluding transactions less than S\$100,000) (S\$'000)
Transaction with Tai Tak Holdings Private Limited ("TTHPL") ¹ Entry by, among others, FS Pitt Street Hotel Pte. Ltd. ("FSPSH") ² and TTHPL into a securityholders' agreement in relation to v5 Pitt Street Hotel Trust ("Hotel PropCo Trust") ³ and a shareholders' agreement in relation to v5 Pitt Street Hotel OpCo Pty Ltd ("Hotel OpCo") ³ , each dated 23 December 2022	47,700 ⁴	–

CORPORATE GOVERNANCE

Notes:

1. TTHPL is a wholly-owned subsidiary of Tai Tak, a controlling shareholder of the Company.
2. FSPSH is a wholly-owned subsidiary of the Company.
3. Hotel PropCo Trust, a unit trust established in Australia, will be the joint venture vehicle used to acquire the hotel component of the City Tattersall's Club project at 194 to 204 Pitt Street, Sydney, and Hotel OpCo, an Australia-incorporated company, will be the joint venture vehicle used to lease and operate the hotel. FSPSH holds a 70.5% interest in each of Hotel PropCo Trust, the trustee of the Hotel PropCo Trust, namely, v5 Pitt Street Hotel Pty Ltd, and Hotel OpCo, with TTHPL holding a 9.5% interest and ICD Hotel Holdings Pty Ltd as trustee of ICD Hotel Holdings Trust holding the remaining 20% interest.
4. The estimated maximum amount of equity that may be required to be contributed by FSPSH, taking into account the estimated funding required for the hotel.
5. The Company does not have a shareholders' mandate for IPTs.

The above IPT was carried out on normal commercial terms and was not prejudicial to the interests of the Company and its minority shareholders.

Material Contracts

Since the end of the previous financial year ended 31 December 2021, no material contracts involving the interest of the Group CEO, any Director or controlling shareholder has been entered into by the Company or any of its subsidiaries, and no such contract subsisted as at 31 December 2022, save as may be disclosed on SGXNET or herein.

SUMMARY OF DISCLOSURES OF CODE

Rule 710 of the Listing Manual requires Singapore listed companies to describe their corporate governance practices with specific reference to the Code in their annual reports. This summary of disclosures describes the Company's corporate governance practices with specific reference to the express disclosure requirements in the principles and provisions of the Code.

Principles and provisions of the Code	Page reference in this Annual Report
Provision 1.2 The induction, training and development provided to new and existing Directors	Pages 68 and 69
Provision 1.3 Matters that require Board approval	Page 66
Provision 1.4 Names of the members of the Board committees, the terms of reference of the Board committees, any delegation of the Board's authority to make decisions, and a summary of each Board committee's activities	Pages 70 to 77, 95 to 97
Provision 1.5 The number of meetings of the Board and Board committees held in the year, as well as the attendance of every Board member at these meetings	Page 68
Provision 2.4 The Board diversity policy and progress made towards implementing the Board diversity policy, including objectives	Pages 79 to 81
Provision 4.3 Process for the selection, appointment and re-appointment of Directors to the Board, including the criteria used to identify and evaluate potential new Directors and channels used in searching for appropriate candidates	Pages 77 to 88

Principles and provisions of the Code	Page reference in this Annual Report
<p>Provision 4.4 Where the Board considers a Director to be independent notwithstanding the existence of a relationship which may affect his or her independence, the nature of the Director's relationship and the reasons for considering him or her as independent</p>	Pages 77 and 78
<p>Provision 4.5 The listed company directorships and principal commitments of each Director, and where a Director holds a significant number of such directorships and commitments, the NC's and Board's reasoned assessment of the ability of the Director to diligently discharge his or her duties</p>	Pages 85 to 88
<p>Provision 5.2 How the assessments of the Board, the Board Committees and each Director have been conducted, including the identity of any external facilitator and its connection, if any, with the Company or any of its Directors</p>	Page 89
<p>Provision 6.4 The engagement of any remuneration consultants and their independence</p>	Page 92
<p>Principle 8 Clear disclosure of remuneration policies, level and mix of remuneration, and procedure for setting remuneration, and the relationship between remuneration, performance and value creation</p>	Pages 92 to 94
<p>Provision 8.1 The policy and criteria for setting remuneration, as well as names, amounts and breakdown of remuneration of:</p> <ul style="list-style-type: none"> (a) each individual Director and the CEO; and (b) at least the top five key management personnel (who are not Directors or the CEO) in bands no wider than S\$250,000 and in aggregate the total remuneration paid to these key management personnel 	<p>For Non-Executive Directors, pages 90 to 92</p> <p>For Group CEO and key management personnel, pages 92 to 94</p>
<p>Provision 8.2 Names and remuneration of employees who are substantial shareholders of the Company, or are immediate family members of a Director, the CEO or a substantial shareholder of the Company, and whose remuneration exceeds S\$100,000 during the year, in bands no wider than S\$100,000, stating clearly the employee's relationship with the relevant Director or the CEO or substantial shareholder</p>	Page 94
<p>Provision 8.3 All forms of remuneration and other payments and benefits, paid by the Company and its subsidiaries to Directors and key management personnel of the Company, and details of employee share schemes</p>	<p>For Non-Executive Directors, pages 90 to 92</p> <p>For Group CEO and key management personnel, pages 92 to 94</p> <p>For employee share option scheme, page 90</p>

CORPORATE GOVERNANCE

Principles and provisions of the Code	Page reference in this Annual Report
<p>Provision 9.2 Whether the Board has received assurance from:</p> <ul style="list-style-type: none"> (a) the CEO and the CFO that the financial records have been properly maintained and the financial statements give a true and fair view of the Company's operations and finances; and (b) the CEO and the other key management personnel who are responsible, regarding the adequacy and effectiveness of the Company's risk management and internal control systems 	Page 95 to 96
<p>Provision 10.1(f) The existence of a whistle-blowing policy and procedures for raising such concerns</p>	Pages 103 and 104
<p>Provision 11.3 Directors' attendance at general meetings of shareholders held during the financial year</p>	Pages 68 and 99
<p>Provision 11.6 The Company's dividend policy</p>	Page 100
<p>Provision 12.1 The steps taken to solicit and understand the views of shareholders</p>	Pages 98 to 100
<p>Provision 13.2 The strategy and key areas of focus in relation to the management of stakeholder relationships during the reporting period</p>	Page 101

USE OF PROCEEDS FROM THE EXERCISE OF WARRANTS

The Company issued:

- (a) 192,797,846 warrants which are exercisable into new ordinary shares in the capital of the Company ("**Shares**") during the period from 31 May 2019 to 30 May 2024 at an exercise price of S\$1.30 for each new Share, pursuant to a rights issue and bonus issue undertaken in 2019 ("**Warrants (2019)**"); and
- (b) 227,618,864 warrants which are exercisable into new Shares during the period from 24 March 2021 to 21 March 2029 at an exercise price of S\$1.08 for each new Share, pursuant to a bonus issue undertaken in 2020 ("**Warrants (2020)**").

As at 10 March 2023:

- (a) an aggregate of 7,844,150 Warrants (2019) were exercised, raising gross proceeds of approximately S\$10.2 million; and
- (b) an aggregate of 10,577,780 Warrants (2020) were exercised, raising gross proceeds of approximately S\$11.4 million.

The Company has utilised the above-mentioned gross proceeds as follows:

Warrants (2019)	Amount
(a) The following general working capital purposes:	
(i) Payment of part of the Company's final cash dividend for FY2019; and	Approximately S\$7.5 million
(ii) Payment of payroll expenses of the Group	Approximately S\$2.4 million
(b) Partial repayment of borrowings incurred by the Group to fund the acquisition of shares in Double Wealthy Company Limited and Guangzhou Kaixiang Property Management Co., Ltd. (" Acquisitions ")	Approximately S\$0.3 million

Warrants (2020)	Amount
(a) Partial repayment of borrowings incurred by the Group to fund the Acquisitions	Approximately S\$7.8 million
(b) The following general working capital purpose:	
(i) Payment of transaction costs and interest expense related to bank borrowings	Approximately S\$3.6 million

The above utilisation of proceeds is in accordance with the intended use of proceeds from the exercise of Warrants (2019) and Warrants (2020) as stated in the offer information statement dated 7 May 2019 lodged with the Monetary Authority of Singapore and the announcement dated 23 July 2020 issued by the Company respectively.

As at 10 March 2023, there were 184,953,696 outstanding Warrants (2019) and 217,041,084 outstanding Warrants (2020).



虎门站



Artist's impression of
Time Zone,
Dongguan, PRC

FINANCIAL CONTENTS

112

DIRECTOR'S STATEMENT

116

INDEPENDENT AUDITORS' REPORT

121

STATEMENTS OF FINANCIAL POSITION

122

CONSOLIDATED STATEMENT OF PROFIT OR LOSS

123

CONSOLIDATED STATEMENT OF COMPREHENSIVE INCOME

124

CONSOLIDATED STATEMENT OF CHANGES IN EQUITY

126

CONSOLIDATED STATEMENT OF CASH FLOWS

129

NOTES TO THE FINANCIAL STATEMENTS

DIRECTORS' STATEMENT

The directors are pleased to present their statement to the members together with the audited consolidated financial statements of First Sponsor Group Limited (the "Company") and its subsidiaries (collectively, the "Group") and the statements of financial position of the Company for the financial year ended 31 December 2022.

Opinion of the directors

In the opinion of the directors,

- (a) the consolidated financial statements of the Group and the statements of financial position of the Company are drawn up so as to give a true and fair view of the financial position of the Group and of the Company as at 31 December 2022 and the financial performance, changes in equity and cash flows of the Group for the year then ended; and
- (b) at the date of this statement, there are reasonable grounds to believe that the Company will be able to pay its debts as and when they fall due.

Directors

The directors of the Company in office at the date of this statement are:

Ho Han Leong Calvin
Ho Han Khoon Alvin (Alternate Director to Ho Han Leong Calvin)
Kingston Kwek Eik Huih
Neo Teck Pheng
Ting Ping Ee Joan Maria
Yee Chia Hsing
Wee Guan Oei Desmond

Arrangements to enable directors to acquire shares and debentures

Neither at the end of nor at any time during the financial year was the Company a party to any arrangement whose objects are, or one of whose objects is, to enable directors of the Company to acquire benefits by means of the acquisition of shares or debentures of the Company or any other body corporate.

DIRECTORS' STATEMENT

Directors' interests

According to the register of directors' shareholdings kept by the Company, particulars of interests of directors who held office at the end of the financial year (including those held by their spouses and children) in shares, debentures, warrants and share options in the Company and in related corporations are as follows:

	Holdings in name of director or nominee		Holdings in which a director is deemed to have an interest	
	At beginning of the year	At end of the year	At beginning of the year	At end of the year
The Company				
Ordinary shares				
Ho Han Leong Calvin	7,200,000	7,500,000	421,305,431	422,226,131
Ho Han Khoon Alvin (Alternate Director to Ho Han Leong Calvin)	3,700,000	3,900,000	286,764,270	286,764,270
Neo Teck Pheng	11,176,907	11,176,907	304,013,657	307,110,419
Ting Ping Ee Joan Maria	233,837	233,837	-	-
Yee Chia Hsing	687,500	690,900	-	-
Warrants (2019)				
Ho Han Leong Calvin	-	-	87,330,829	87,330,829
Ho Han Khoon Alvin (Alternate Director to Ho Han Leong Calvin)	-	-	28,676,427	28,676,427
Neo Teck Pheng	-	-	28,676,427	28,676,427
Ting Ping Ee Joan Maria	-	-	-	-
Yee Chia Hsing	3,428	28	-	-
Warrants (2020)				
Ho Han Leong Calvin	-	-	103,896,152	103,896,152
Ho Han Khoon Alvin (Alternate Director to Ho Han Leong Calvin)	-	-	71,691,067	71,691,067
Neo Teck Pheng	5,750	5,750	74,787,829	71,691,067
Ting Ping Ee Joan Maria	-	-	-	-
Yee Chia Hsing	-	-	-	-
\$100.0 million 3.29% Fixed Rate Notes due 2025 (\$)				
Ho Han Leong Calvin	-	-	13,000,000	13,000,000

Except as disclosed in this statement, no director who held office at the end of the financial year had interests in shares, debentures, warrants or share options of the Company, or of related corporations, either at the beginning of the financial year or at the end of the financial year.

There were no changes in any of the above-mentioned interests in the Company between the end of the financial year and 21 January 2023.

Except as disclosed under the "Share options" section of this statement, neither at the end of, nor at any time during the financial year, was the Company a party to any arrangement whose objects are, or one of whose objects is, to enable the directors of the Company to acquire benefits by means of the acquisition of shares in or debentures of the Company or any other body corporate.

DIRECTORS' STATEMENT

Share options

Employee share option scheme

On 19 May 2014, the shareholders of the Company adopted a share option scheme known as the First Sponsor Employee Share Option Scheme (the "Share Option Scheme").

The Share Option Scheme provides eligible participants (which include the Non-Executive Directors) with an opportunity to participate in the equity of the Company and to motivate them towards better performance through increased dedication and loyalty.

The Share Option Scheme is administered by the Administration Committee, comprising members of the Remuneration Committee and the Nominating Committee. The exercise price of the options that are granted under the Share Option Scheme shall be determined at the discretion of the Administration Committee and may be:

- (a) set at a discount to a price (the "Market Price") equal to the average of the last dealt prices for the shares on the Singapore Exchange Securities Trading Limited ("SGX-ST") for the five consecutive market days immediately preceding the relevant date of grant of the relevant option (subject to a maximum discount of 20.0%), in which event, such options may be exercised after the second anniversary from the date of grant of the options; or
- (b) fixed at the Market Price in which event, such options may be exercised after the first anniversary of the date of grant of the options.

The aggregate number of shares which may be offered by way of grant of options to all controlling shareholders of the Company and their respective associates under the Share Option Scheme shall not exceed 25.0% of the total number of shares available under the Share Option Scheme, with the number of shares which may be offered by way of granting options to each controlling shareholder of the Company and his respective associate not exceeding 10.0% of the total number of shares available under the Share Option Scheme.

During the financial year, no options have been granted under the Share Option Scheme.

During the financial year, there were:

- (i) no options granted by the Company to any person to take up unissued shares in the Company; and
- (ii) no shares issued by virtue of any exercise of option to take up unissued shares of the Company.

As at the end of the financial year, there were no unissued shares of the Company under options.

Audit and Risk Committee

The members of the Audit and Risk Committee during the financial year and at the date of this statement are:

Yee Chia Hsing	(Chairman)
Ting Ping Ee Joan Maria	(Member)
Ho Han Leong Calvin	(Member)
Ho Han Khoon Alvin (Alternate Director to Ho Han Leong Calvin)	

The Audit and Risk Committee performs the functions specified in the SGX-ST Listing Manual and the Code of Corporate Governance.

The Audit and Risk Committee has held 4 meetings since the last directors' statement. In performing its functions, the Audit and Risk Committee met with the Company's external and internal auditors to discuss the scope of their work, the results of their examination and evaluation of the Company's internal accounting control system.

DIRECTORS' STATEMENT

Audit and Risk Committee (cont'd)

The Audit and Risk Committee also reviewed the following:

- assistance provided by the Company's officers to the external and internal auditors;
- quarterly financial information and annual financial statements of the Group and the Company prior to their submission to the directors of the Company for adoption; and
- interested person transactions (as defined in Chapter 9 of the SGX-ST Listing Manual).

The Audit and Risk Committee has full access to management and is given the resources required for it to discharge its functions. It has full authority and the discretion to invite any director or executive officer to attend its meetings. The Audit and Risk Committee also recommends the appointment of the external auditors and reviews the level of audit and non-audit fees.

The Audit & Risk Committee is satisfied with the independence and objectivity of the external auditors and has recommended to the board of directors of the Company that the auditors, Ernst & Young LLP, be nominated for re-appointment as auditors at the forthcoming annual general meeting of the Company.

In appointing our auditors for the Company and its subsidiaries, we have complied with Rules 712 and 718 of the SGX-ST Listing Manual.

Auditor

Ernst & Young LLP has expressed its willingness to accept re-appointment as auditor.

On behalf of the Board of Directors,

Ho Han Leong Calvin
Director

Neo Teck Pheng
Director

Singapore
10 March 2023

INDEPENDENT AUDITOR'S REPORT

Report on the Audit of the Financial Statements

Opinion

We have audited the financial statements of First Sponsor Group Limited (the "Company") and its subsidiaries (collectively, the "Group"), which comprise the statements of financial position of the Group and the Company as at 31 December 2022, the statements of changes in equity, the consolidated statement of profit or loss, consolidated statement of comprehensive income and consolidated cash flow statement of the Group for the year then ended, and notes to the financial statements, including a summary of significant accounting policies.

In our opinion, the accompanying consolidated financial statements of the Group and the statements of financial position of the Company are properly drawn up in accordance with International Financial Reporting Standards (the "IFRSs") so as to give a true and fair view of the consolidated financial position of the Group and the financial position of the Company as at 31 December 2022 and of the consolidated financial performance, consolidated changes in equity and consolidated cash flows of the Group for the year ended on that date.

Basis for Opinion

We conducted our audit in accordance with Singapore Standards on Auditing (the "SSAs"). Our responsibilities under those standards are further described in the Auditor's Responsibilities for the Audit of the Financial Statements section of our report. We are independent of the Group in accordance with the Accounting and Corporate Regulatory Authority ("ACRA") Code of Professional Conduct and Ethics for Public Accountants and Accounting Entities (the "ACRA Code") together with the ethical requirements that are relevant to our audit of the financial statements in Singapore, and we have fulfilled our other ethical responsibilities in accordance with these requirements and the ACRA Code. We believe that the audit evidence we have obtained is sufficient and appropriate to provide a basis for our opinion.

Key Audit Matters

Key audit matters are those matters that, in our professional judgement, were of most significance in our audit of the financial statements of the current period. These matters were addressed in the context of our audit of the financial statements as a whole, and in forming our opinion thereon, and we do not provide a separate opinion on these matters. For each matter below, our description of how our audit addressed the matter is provided in that context.

We have fulfilled our responsibilities described in the Auditor's Responsibilities for the Audit of the Financial Statements section of our report, including in relation to these matters. Accordingly, our audit included the performance of procedures designed to respond to our assessment of the risks of material misstatement of the financial statements. The results of our audit procedures, including the procedures performed to address the matters below, provide the basis for our audit opinion on the accompanying financial statements.

Valuation of investment properties

The Group owns a portfolio of investment properties comprising hotels and commercial properties in China and The Netherlands. As at 31 December 2022, the fair value of the investment properties amounted to \$175.3 million, which is approximately 4.0% of the Group's total assets.

The investment properties are stated at their fair values based on independent external valuations.

The valuation process was significant to our audit due to significant judgement involved in determining the appropriate valuation methodology used, and in estimating the underlying assumptions to be applied. The valuations are also highly sensitive to key assumptions applied such as market growth and discount rates. Further, there was increased level of judgement and estimation uncertainty involved in determining the appropriate valuation methodology to be used and in estimating the underlying assumptions to be applied arising from the changes in market and economic conditions brought on by inflationary pressure, rising interest rate and geopolitical tension. Accordingly, we have identified this as a key audit matter.

INDEPENDENT AUDITOR'S REPORT

Key Audit Matters (cont'd)

Valuation of investment properties (cont'd)

As part of our audit, we:

- evaluated the independence, objectivity and competence of the external valuers;
- involved our internal real estate and valuation specialists to assist us in assessing the appropriateness of the valuation models and the reasonableness of the significant assumptions, such as market growth and discount rates, by reference to historical rates and market data; and
- discussed with the external valuers and obtained explanations to support the selection of valuation techniques and basis for the significant assumptions used, including key valuation adjustments made in response to the changes in market and economic conditions.

We also assessed the adequacy of the disclosures related to investment properties in Note 5 to the financial statements.

Purchase price allocation for the acquisition of subsidiaries

During the financial year ended 31 December 2022, FS NL Hotels Group B.V. ("FSNLHG"), a wholly-owned subsidiary of the Group, acquired 95% equity interest in Queens Bilderberg (Nederland) B.V. ("QBN") from FSMC NL Property Group B.V. ("FSMC"), a 33%-owned associated company of the Group and a shareholder loan granted by FSMC to QBN, for an aggregate purchase consideration amounting to \$244.0 million. The purchase consideration was substantially settled by the Group via offsetting against loans and interest owing by FSMC to the Group and resulted in a net purchase consideration paid in cash to FSMC of \$0.2 million.

The acquisition of QBN and its subsidiaries was accounted for using the acquisition method. Given the quantitative materiality of the acquisition and significant management judgement required in the purchase price allocation ("PPA") exercise, we determined this to be a key audit matter.

Management engaged an external valuation expert to assist them with the PPA exercise to value the identifiable assets and liabilities acquired.

The acquisition of QBN and its subsidiaries resulted in the recognition of goodwill amounting to \$40.2 million.

In response to these areas of focus, we performed the following procedures, amongst others:

- Reviewed the sale and purchase agreements to obtain an understanding of the transaction and the key terms;
- Reviewed the scope of work of the external valuation expert engaged by management;
- Assessed the competency, objectivity and capabilities of the external valuation expert;
- Tested the identification and fair value measurement of the acquired assets and liabilities based on our discussion with management and our understanding of the acquired companies; and
- Involved our internal valuation specialists to assist us in evaluating the identification of any intangible assets performed by the external valuation expert and management.

The Group's disclosure relating to the acquisition of the subsidiaries are included in Note 30 to the financial statements.

INDEPENDENT AUDITOR'S REPORT

Key Audit Matters (cont'd)

Impairment assessment of goodwill and property, plant and equipment

As at 31 December 2022, the carrying amount of goodwill and property, plant and equipment amounted to \$22.9 million and \$573.1 million respectively, which is approximately 0.5% and 13.2% respectively, of the Group's total assets. The Group has recorded goodwill on the acquisition of 95% equity interest in QBN from 33%-owned FSMC, amounting to \$40.2 million in May 2022. Property, plant and equipment includes the Group's operating hotels in China and Europe. The Group's policy is to carry property, plant and equipment at cost less accumulated depreciation and accumulated impairment losses. The Group's policy is to carry goodwill at cost less impairment losses if any.

Management has identified impairment indicators in the hotels of the Group. Accordingly, management has estimated the recoverable amounts of these assets based on value-in-use calculations. As a result of the assessment, an impairment loss on goodwill of \$15.8 million and an aggregate impairment loss on property, plant and equipment of \$27.4 million were recognised for the financial year ended 31 December 2022.

The impairment assessment was significant to our audit due to significant judgement involved in determining the appropriate valuation methodology to be used, and in estimating the underlying assumptions to be applied. Further, there was increased judgement involved in making various assumptions for the underlying calculations due to inflationary pressure, rising interest rate and geopolitical tension. Accordingly, we have determined this as a key audit matter.

As part of our audit, we:

- carried out procedures to understand management's process for identifying impairment triggers;
- validated the key cash flow assumptions used in the value-in-use calculations by management and corroborated these key assumptions, such as the occupancy rate, average daily rate and revenue growth rate, by comparing them to internal forecasts, current market data and historical trend analyses;
- involved our internal valuation specialists to review the appropriateness of the valuation methods and assumptions used in the valuations carried out by management, including the review of the reasonableness of the discount and terminal growth rates adopted; and
- involved our internal valuation specialists to review and perform comparative computations to test the reasonableness of the significant assumptions in the impairment test.

We also assessed the adequacy of the disclosures relating to property, plant and equipment in Note 4 to the financial statements.

Other Information

Management is responsible for the other information. The other information comprises the information included in the annual report, but does not include the financial statements and our auditor's report thereon.

Our opinion on the financial statements does not cover the other information and we do not express any form of assurance conclusion thereon.

In connection with our audit of the financial statements, our responsibility is to read the other information and, in doing so, consider whether the other information is materially inconsistent with the financial statements or our knowledge obtained in the audit or otherwise appears to be materially misstated. If, based on the work we have performed, we conclude that there is a material misstatement of this other information, we are required to report that fact. We have nothing to report in this regard.

INDEPENDENT AUDITOR'S REPORT

Responsibilities of Management and Directors for the Financial Statements

Management is responsible for the preparation of financial statements that give a true and fair view in accordance with IFRS, and for devising and maintaining a system of internal accounting controls sufficient to provide a reasonable assurance that assets are safeguarded against loss from unauthorised use or disposition; and transactions are properly authorised and that they are recorded as necessary to permit the preparation of true and fair financial statements and to maintain accountability of assets.

In preparing the financial statements, management is responsible for assessing the Group's ability to continue as a going concern, disclosing, as applicable, matters related to going concern and using the going concern basis of accounting unless management either intends to liquidate the Group or to cease operations, or has no realistic alternative but to do so.

The directors' responsibilities include overseeing the Group's financial reporting process.

Auditor's Responsibilities for the Audit of the Financial Statements

Our objectives are to obtain reasonable assurance about whether the financial statements as a whole are free from material misstatement, whether due to fraud or error, and to issue an auditor's report that includes our opinion. Reasonable assurance is a high level of assurance, but is not a guarantee that an audit conducted in accordance with the SSAs will always detect a material misstatement when it exists. Misstatements can arise from fraud or error and are considered material if, individually or in the aggregate, they could reasonably be expected to influence the economic decisions of users taken on the basis of these financial statements.

As part of an audit in accordance with the SSAs, we exercise professional judgement and maintain professional scepticism throughout the audit. We also:

- Identify and assess the risks of material misstatement of the financial statements, whether due to fraud or error, design and perform audit procedures responsive to those risks, and obtain audit evidence that is sufficient and appropriate to provide a basis for our opinion. The risk of not detecting a material misstatement resulting from fraud is higher than for one resulting from error, as fraud may involve collusion, forgery, intentional omissions, misrepresentations, or the override of internal control.
- Obtain an understanding of internal control relevant to the audit in order to design audit procedures that are appropriate in the circumstances, but not for the purpose of expressing an opinion on the effectiveness of the Group's internal control.
- Evaluate the appropriateness of accounting policies used and the reasonableness of accounting estimates and related disclosures made by management.
- Conclude on the appropriateness of management's use of the going concern basis of accounting and, based on the audit evidence obtained, whether a material uncertainty exists related to events or conditions that may cast significant doubt on the Group's ability to continue as a going concern. If we conclude that a material uncertainty exists, we are required to draw attention in our auditor's report to the related disclosures in the financial statements or, if such disclosures are inadequate, to modify our opinion. Our conclusions are based on the audit evidence obtained up to the date of our auditor's report. However, future events or conditions may cause the Group to cease to continue as a going concern.
- Evaluate the overall presentation, structure and content of the financial statements, including the disclosures, and whether the financial statements represent the underlying transactions and events in a manner that achieves fair presentation.
- Obtain sufficient appropriate audit evidence regarding the financial information of the entities or business activities within the Group to express an opinion on the consolidated financial statements. We are responsible for the direction, supervision and performance of the group audit. We remain solely responsible for our audit opinion.

INDEPENDENT AUDITOR'S REPORT

Auditor's Responsibilities for the Audit of the Financial Statements (cont'd)

We communicate with the directors regarding, among other matters, the planned scope and timing of the audit and significant audit findings, including any significant deficiencies in internal control that we identify during our audit.

We also provide the directors with a statement that we have complied with relevant ethical requirements regarding independence, and to communicate with them all relationships and other matters that may reasonably be thought to bear on our independence, and where applicable, related safeguards.

From the matters communicated with the directors, we determine those matters that were of most significance in the audit of the financial statements of the current period and are therefore the key audit matters. We describe these matters in our auditor's report unless law or regulation precludes public disclosure about the matter or when, in extremely rare circumstances, we determine that a matter should not be communicated in our report because the adverse consequences of doing so would reasonably be expected to outweigh the public interest benefits of such communication.

The engagement partner on the audit resulting in this independent auditor's report is Low Bek Teng.

Ernst & Young LLP
Public Accountants and
Chartered Accountants
Singapore

10 March 2023

STATEMENTS OF FINANCIAL POSITION

As at 31 December 2022

	Note	Group		Company	
		2022 \$'000	2021 \$'000	2022 \$'000	2021 \$'000
Non-current assets					
Property, plant and equipment	4	573,132	356,058	789	343
Investment properties	5	175,334	125,204	-	-
Goodwill	6	22,874	-	-	-
Subsidiaries	7	-	-	1,636,191	1,162,661
Interests in associates and joint ventures	8	1,120,067	1,027,535	9,680	9,680
Derivative assets	9	113,440	46,209	113,440	46,209
Other investments	10	135,294	201,992	-	-
Deferred tax assets	11	40,414	37,419	-	-
Trade and other receivables	12	370,017	491,775	-	105,733
		2,550,572	2,286,192	1,760,100	1,324,626
Current assets					
Development properties	13	932,949	704,679	-	-
Inventories		1,345	376	-	-
Trade and other receivables	12	527,043	946,133	989,190	1,360,670
Assets held-for-sale	14	-	15,869	-	-
Derivative assets	9	55,942	6,334	55,942	6,334
Cash and cash equivalents	15	270,263	343,932	15,305	137,946
		1,787,542	2,017,323	1,060,437	1,504,950
Total assets		4,338,114	4,303,515	2,820,537	2,829,576
Equity					
Share capital	16	118,802	118,357	118,802	118,357
Share premium	17	296,772	293,645	296,984	293,857
Reserves	18	1,394,691	1,451,080	1,106,711	1,001,018
Equity attributable to owners of the Company		1,810,265	1,863,082	1,522,497	1,413,232
Non-controlling interests		115,722	115,772	-	-
Total equity		1,925,987	1,978,854	1,522,497	1,413,232
Non-current liabilities					
Loans and borrowings	19	906,755	937,749	928,755	959,749
Derivative liabilities	9	354	24,584	354	24,584
Other payables	20	17,219	9,719	-	-
Lease liabilities	21	87,940	68,513	217	-
Deferred tax liabilities	11	59,250	13,632	-	-
		1,071,518	1,054,197	929,326	984,333
Current liabilities					
Loans and borrowings	19	101,631	151,158	101,631	151,158
Current tax payable		65,633	90,151	3,450	1,959
Trade and other payables	20	1,150,928	840,864	263,408	273,412
Contract liabilities	22	16,334	173,904	-	-
Receipts in advance	23	3,407	3,420	-	-
Lease liabilities	21	2,596	2,368	145	106
Derivative liabilities	9	80	5,376	80	5,376
Liabilities held-for-sale	14	-	3,223	-	-
		1,340,609	1,270,464	368,714	432,011
Total liabilities		2,412,127	2,324,661	1,298,040	1,416,344
Total equity and liabilities		4,338,114	4,303,515	2,820,537	2,829,576

The accompanying accounting policies and explanatory notes form an integral part of the financial statements.

CONSOLIDATED STATEMENT OF PROFIT OR LOSS

Year ended 31 December 2022

		Group	
	Note	2022 \$'000	2021 \$'000
Revenue	24	427,493	589,170
Cost of sales		(221,402)	(347,854)
Gross profit		206,091	241,316
Administrative expenses		(45,667)	(36,138)
Selling expenses		(14,519)	(10,164)
Other income/(expenses) (net)		6,235	(10,294)
Other gains (net)	25	15,091	16,604
Results from operating activities		167,231	201,324
Finance income		36,859	20,544
Finance costs		(48,431)	(30,348)
Net finance costs	26	(11,572)	(9,804)
Share of after-tax profit of associates and joint ventures		40,057	11,075
Profit before tax	27	195,716	202,595
Tax expense	28	(57,843)	(72,350)
Profit for the year		137,873	130,245
Attributable to:			
Equity holders of the Company		131,256	121,469
Non-controlling interests		6,617	8,776
Profit for the year		137,873	130,245
Earnings per share			
- Basic (cents)	29	14.21	13.26
- Diluted (cents)	29	9.90	9.16

The accompanying accounting policies and explanatory notes form an integral part of the financial statements.

CONSOLIDATED STATEMENT OF COMPREHENSIVE INCOME

Year ended 31 December 2022

	Note	Group	
		2022 \$'000	2021 \$'000
Profit for the year		137,873	130,245
Other comprehensive income			
Items that are or may be reclassified subsequently to profit or loss:			
Exchange differences realised on disposal of a subsidiary		-	3
Share of translation differences on financial statements of foreign associates and joint ventures, net of tax	8	(103,926)	47,526
Translation differences on financial statements of foreign subsidiaries, net of tax		(65,959)	29,200
Total other comprehensive income for the year, net of tax		(169,885)	76,729
Total comprehensive income for the year		(32,012)	206,974
Total comprehensive income attributable to:			
Equity holders of the Company		(24,518)	193,794
Non-controlling interests		(7,494)	13,180
Total comprehensive income for the year		(32,012)	206,974

The accompanying accounting policies and explanatory notes form an integral part of the financial statements.

CONSOLIDATED STATEMENT OF CHANGES IN EQUITY

Year ended 31 December 2022

Group	Share capital \$'000	Share premium \$'000	Statutory reserve \$'000	Capital reserve \$'000	Distributable reserve \$'000	Foreign currency translation reserve \$'000	Retained earnings \$'000	Total attributable to equity holders of the Company \$'000	Non-controlling interests \$'000	Total equity \$'000
At 1 January 2022	118,357	293,645	57,276	245	655,029	91,671	646,859	1,863,082	115,772	1,978,854
Total comprehensive income for the year	-	-	-	-	-	-	131,256	131,256	6,617	137,873
Other comprehensive income	-	-	-	-	-	(103,926)	-	(103,926)	-	(103,926)
Share of translation differences on financial statements of foreign associates and joint ventures, net of tax	-	-	-	-	-	(103,926)	-	(103,926)	-	(103,926)
Translation differences on financial statements of foreign subsidiaries, net of tax	-	-	-	-	-	(51,848)	-	(51,848)	(14,111)	(65,959)
Total other comprehensive income	-	-	-	-	-	(155,774)	-	(155,774)	(14,111)	(169,885)
Total comprehensive income for the year	-	-	-	-	-	(155,774)	131,256	(24,518)	(7,494)	(32,012)
Transaction with owners, recognised directly in equity	-	-	-	-	-	-	(31,871)	(31,871)	-	(31,871)
Contributions by and distributions to owners	-	-	-	-	-	-	(31,871)	(31,871)	-	(31,871)
Dividends paid to the owners of the Company	-	-	-	-	-	-	(31,871)	(31,871)	-	(31,871)
Issuance of new shares pursuant to exercise of warrants	445	3,127	-	-	-	-	-	3,572	-	3,572
Transfer to statutory reserve	-	-	1,928	-	-	-	(1,928)	-	-	-
Total contributions by and distributions to owners	445	3,127	1,928	-	-	-	(33,799)	(28,299)	-	(28,299)
Changes in ownership interests in subsidiaries	-	-	-	-	-	-	-	-	5,006	5,006
Acquisition of subsidiaries with non-controlling interests	-	-	-	-	-	-	-	-	5,006	5,006
Capital contribution by non-controlling interests	-	-	-	-	-	-	-	-	2,438	2,438
Total changes in ownership interests in subsidiaries	-	-	-	-	-	-	-	-	7,444	7,444
Total transactions with owners of the Company	445	3,127	1,928	-	-	-	(33,799)	(28,299)	7,444	(20,855)
At 31 December 2022	118,802	296,772	59,204	245	655,029	(64,103)	744,316	1,810,265	115,722	1,925,987

The accompanying accounting policies and explanatory notes form an integral part of the financial statements.

CONSOLIDATED STATEMENT OF CHANGES IN EQUITY

Year ended 31 December 2022

Group	Share capital \$'000	Share premium \$'000	Statutory reserve \$'000	Capital reserve \$'000	Distributable reserve \$'000	Foreign currency translation reserve \$'000	Retained earnings \$'000	Total attributable to equity holders of the Company \$'000	Non-controlling interests \$'000	Total equity \$'000
At 1 January 2021	117,329	286,411	53,678	245	655,029	19,346	539,109	1,671,147	76,172	1,747,319
Total comprehensive income for the year	-	-	-	-	-	-	121,469	121,469	8,776	130,245
Profit for the year	-	-	-	-	-	3	-	3	-	3
Other comprehensive income	-	-	-	-	-	47,526	-	47,526	-	47,526
Exchange differences realised on disposal of a subsidiary	-	-	-	-	-	-	-	-	-	-
Share of translation differences on financial statements of foreign associates and joint ventures, net of tax	-	-	-	-	-	24,796	-	24,796	4,404	29,200
Translation differences on financial statements of foreign subsidiaries, net of tax	-	-	-	-	-	72,325	-	72,325	4,404	76,729
Total other comprehensive income for the year	-	-	-	-	-	72,325	121,469	193,794	13,180	206,974
Transaction with owners, recognised directly in equity	-	-	-	-	-	-	(10,121)	(10,121)	-	(10,121)
Contributions by and distributions to owners	1,028	7,234	-	-	-	-	-	8,262	-	8,262
Dividends paid to the owners of the Company	-	-	-	-	-	-	(10,121)	(10,121)	-	(10,121)
Issuance of new shares pursuant to exercise of warrants	1,028	7,234	-	-	-	-	-	8,262	-	8,262
Transfer to statutory reserve	-	-	3,598	-	-	-	(3,598)	-	-	-
Total contributions by and distributions to owners	1,028	7,234	3,598	-	-	-	(13,719)	(1,859)	-	(1,859)
Changes in ownership interests in subsidiaries	-	-	-	-	-	-	-	-	19,783	19,783
Acquisition of subsidiaries with non-controlling interests	-	-	-	-	-	-	-	-	19,783	19,783
Capital contribution by non-controlling interests	-	-	-	-	-	-	-	-	7,715	7,715
Dilution of interests in subsidiaries	-	-	-	-	-	-	-	-	(1,078)	(1,078)
Total changes in ownership interests in subsidiaries	-	-	-	-	-	-	-	-	26,420	26,420
Total transactions with owners of the Company	1,028	7,234	3,598	-	-	-	(13,719)	(1,859)	26,420	24,561
At 31 December 2021	118,357	293,645	57,276	245	655,029	91,671	646,859	1,863,082	115,772	1,978,854

The accompanying accounting policies and explanatory notes form an integral part of the financial statements.

CONSOLIDATED STATEMENT OF CASH FLOWS

Year ended 31 December 2022

	Note	Group 2022 \$'000	2021 \$'000
Cash flows from operating activities			
Profit for the year		137,873	130,245
Adjustments for:			
Depreciation of property, plant and equipment	4, 27	18,710	13,441
Fair value (gain)/loss on:			
- derivative assets/liabilities (net)	27	(146,364)	(53,268)
- investment properties (net)	5, 27	(1,271)	(4,439)
- other investments	27	1,290	(3,755)
Finance income	26	(36,859)	(20,544)
Finance costs	26	48,431	30,348
(Gain)/loss on disposal of:			
- a joint venture and an associate	25	-	(1,493)
- assets and liabilities held-for-sale	25	(15,158)	(20,593)
- other investments	25	-	(115)
- investment properties	25	(80)	-
- property, plant and equipment (net)	25	1	(9)
- subsidiaries	25	-	(4)
Loss on dilution of interest in a subsidiary	25	3	-
Impairment loss on:			
- financial assets – loan receivable from a joint venture company	27	-	6,677
- financial assets – third parties	27	26,557	109
- Goodwill	27	15,763	-
- property, plant and equipment	4, 27	27,390	9,766
Goodwill on acquisition of a subsidiary written off	25	114	-
Write-down of development properties	13, 27	16,441	10,890
Loss on liquidation of subsidiaries	25	-	-*
Property, plant and equipment written off	25	29	5,610
Share of after-tax profit of associates and joint ventures		(40,057)	(11,075)
Tax expense	28	57,843	72,350
		110,656	164,141
Changes in:			
Contract liabilities		(150,822)	(187,150)
Development properties		(168,519)	73,310
Inventories		(79)	2
Loans and borrowings		(60,598)	285,191
Trade and other receivables		572,734	(488,644)
Trade and other payables		78,611	39,893
Cash generated from/(used in) operations		381,983	(113,257)
Interest received		3,746	6,887
Interest paid		(14,408)	(12,433)
Tax paid		(85,904)	(34,108)
Net cash from/(used in) from operating activities		285,417	(152,911)

* Amount less than \$1,000.

The accompanying accounting policies and explanatory notes form an integral part of the financial statements.

CONSOLIDATED STATEMENT OF CASH FLOWS

Year ended 31 December 2022

	Note	Group	
		2022 \$'000	2021 \$'000
Cash flows from investing activities			
Acquisition of subsidiaries, net of cash acquired	30	6,800	(241,867)
Advances to associates (net)		(16,781)	(4,155)
(Advances to)/repayment from joint ventures (net)		(412,187)	8
Return of capital from an associate		-	479
Interest received		31,810	19,019
Payment for acquisition of other investments		(17)	-
Advances to non-controlling interests of subsidiaries (net)		-	(43,572)
Payment for additions to property, plant and equipment		(12,184)	(7,867)
Payment for additions to investment property		(59,421)	-
Payment for investments in associates and joint ventures		(50,023)	(13,353)
Proceeds from disposal of:			
- a joint venture		-	5,740
- assets and liabilities held-for-sale		23,900	94,066
- other investments (non-current)		-	2,111
- property, plant and equipment		3	19
- investment properties		528	-
- subsidiaries	31(a)	-	1
Net cash used in investing activities		(487,572)	(189,371)
Cash flows from financing activities			
Advances from associates (net)		212,426	120,807
Advances from joint ventures		14,015	93,606
Advances from/(repayment to) non-controlling interests of subsidiaries		3,887	(646)
Capital contribution by non-controlling interests		2,439	7,715
Dividends paid to the owners of the Company		(31,871)	(28,386)
Interest paid		(35,108)	(27,114)
Issuance of ordinary shares		3,574	8,262
Payment of lease liabilities	34	(9,767)	(5,916)
Payment of transaction costs related to borrowings		(4,050)	(8,234)
Repayment to an affiliate of a non-controlling interest of a subsidiary		-	(4,532)
Proceeds from bank borrowings		1,367,480	1,007,381
Repayment of bank borrowings		(1,372,893)	(941,492)
Net cash from financing activities		150,132	221,451
Net decrease in cash and cash equivalents		(52,023)	(120,831)
Cash and cash equivalents at the beginning of the year		343,967	476,304
Effect of exchange rate changes on balances held in foreign currencies		(21,681)	(11,506)
Cash and cash equivalents at the end of the year		270,263	343,967
Cash and cash equivalents at the end of the year comprise:			
Cash and cash equivalents in the statement of financial position of the Group	15	270,263	343,932
Cash and cash equivalents included in assets held-for-sale	14	-	35
		270,263	343,967

The accompanying accounting policies and explanatory notes form an integral part of the financial statements.

CONSOLIDATED STATEMENT OF CASH FLOWS

Year ended 31 December 2022

Significant non-cash transactions

During the financial year ended 31 December 2022,

- (i) advances to joint ventures amounting to \$131,151,000 in aggregate were capitalised as additional equity investment in the respective joint ventures;
- (ii) advances to an associate amounting to \$15,413,000 (A\$15,960,000) were capitalised as additional investment in the associate.

On 2 May 2022, the Group acquired 95% equity interest in QBN from FSMC, an indirect 33%-owned associate of the Company. Out of the total purchase consideration of \$244,019,000 (EUR162,451,000), an amount of \$243,823,000 (EUR162,322,000) was settled by the Group via a set off against loans and interest receivable owing by FSMC to the Group of an equivalent amount.

On 1 August 2022, the purchase consideration for a 70% beneficial interest in Chengdu Fuqing Commercial Operation Management Co., Ltd., ("CDFQ") amounting to \$144,000 (RMB700,000) was set off against a receivable due from the third-party seller of the same amount. Refer to note 30(c) for more details.

During the financial year ended 31 December 2021, an amount of \$240,125,000 (RMB1,155,000,000) due from an associate was capitalised as additional investment in the associate.

The accompanying accounting policies and explanatory notes form an integral part of the financial statements.

NOTES TO THE FINANCIAL STATEMENTS

1. Corporate and Group information

First Sponsor Group Limited (“FSGL” or the “Company”) is incorporated in the Cayman Islands and has its registered office at P.O. Box 31119, Grand Pavilion, Hibiscus Way, 802 West Bay Road, Grand Cayman, KY1-1205, Cayman Islands. The principal place of business of the Company is 19 Lorong Telok, Singapore 049031.

The principal activities of the Company are those relating to investment holding. The principal activities of the subsidiaries are those relating to investment holding, property development and sales, property investment, hotel ownership and operations and provision of property financing services.

The financial statements of the Group as at and for the year ended 31 December 2022 comprise the Company and its subsidiaries (together referred to as the “Group” and individually as “Group entities”), and the Group’s interests in equity-accounted investees.

2. Summary of significant accounting policies

2.1 Basis of preparation

The consolidated financial statements of the Group have been prepared in accordance with International Financial Reporting Standards (IFRSs) as issued by the International Accounting Standards Board (“IASB”).

The consolidated financial statements have been prepared on a historical cost basis, except for the assets and liabilities identified in Note 2.10 which have been measured at fair value. The consolidated financial statements are presented in Singapore Dollars (“\$”) and all values are rounded to the nearest thousand (\$’000), except when otherwise indicated.

2.2 Changes in accounting policies

The accounting policies adopted are consistent with those of the previous financial year except that in the current financial year, the Group has adopted all the new and revised standards which are effective for annual financial periods beginning on or after 1 January 2022. The Group has not early adopted any other standard, interpretation or amendment that has been issued but is not yet effective.

2.3 Standards issued but not yet effective

The Group has not adopted the following standards which have been issued but not yet effective:

<i>Description</i>	<i>Effective for annual periods beginning on or after</i>
IFRS 17 <i>Insurance Contracts</i>	1 Jan 2023
Amendments to IAS 8: <i>Definition of Accounting Estimates</i>	1 Jan 2023
Amendments to IAS 1 and IFRS Practice Statement 2: <i>Disclosure of Accounting Policies</i>	1 Jan 2023
Amendments to IAS 12: <i>Deferred tax related to Assets and Liabilities arising from Single Transaction</i>	1 Jan 2023
Amendments to IFRS 16: <i>Lease Liability in a Sale and Leaseback</i>	1 Jan 2024
Amendments to IAS 1: <i>Classification of Liabilities as Current or Non-current</i>	1 Jan 2024
Amendments to IAS 1: <i>Non-current Liabilities with Covenants</i>	1 Jan 2024
Amendments to IFRS 10 and IAS 28: <i>Sales or Contribution of Assets between an Investor and its Associate or Joint Venture</i>	Date to be determined

The directors expect that the adoption of the above standards will have no material impact on the financial statements in the year of initial application.

NOTES TO THE FINANCIAL STATEMENTS

2. Summary of significant accounting policies (cont'd)

2.4 Basis of consolidation

The consolidated financial statements comprise the financial statements of the Company and its subsidiaries as at 31 December 2022. Control is achieved when the Group is exposed, or has rights, to variable returns from its involvement with the investee and has the ability to affect those returns through its power over the investee. Specifically, the Group controls an investee if, and only if, the Group has:

- Power over the investee (i.e., existing rights that give it the current ability to direct the relevant activities of the investee)
- Exposure, or rights, to variable returns from its involvement with the investee
- The ability to use its power over the investee to affect its returns

Generally, there is a presumption that a majority of voting rights results in control. To support this presumption and when the Group has less than a majority of the voting or similar rights of an investee, the Group considers all relevant facts and circumstances in assessing whether it has power over an investee, including:

- The contractual arrangement(s) with the other vote holders of the investee
- Rights arising from other contractual arrangements
- The Group's voting rights and potential voting rights

The Group re-assesses whether or not it controls an investee if facts and circumstances indicate that there are changes to one or more of the three elements of control. Consolidation of a subsidiary begins when the Group obtains control over the subsidiary and ceases when the Group loses control of the subsidiary. Assets, liabilities, income and expenses of a subsidiary acquired or disposed of during the year are included in the consolidated financial statements from the date the Group gains control until the date the Group ceases to control the subsidiary.

Profit or loss and each component of other comprehensive income are attributed to the equity holders of the parent of the Group and to the non-controlling interests, even if this results in the non-controlling interests having a deficit balance. When necessary, adjustments are made to the financial statements of subsidiaries to bring their accounting policies in line with the Group's accounting policies. All intra-group assets and liabilities, equity, income, expenses and cash flows relating to transactions between members of the Group are eliminated in full on consolidation.

A change in the ownership interest of a subsidiary, without a loss of control, is accounted for as an equity transaction.

If the Group loses control over a subsidiary, it derecognises the related assets (including goodwill), liabilities, non-controlling interest and other components of equity, while any resultant gain or loss is recognised in profit or loss. Any investment retained is recognised at fair value on date of loss of control.

2.5 Business combinations and goodwill

Business combinations are accounted for using the acquisition method. The cost of an acquisition is measured as the aggregate of the consideration transferred, which is measured at acquisition date fair value, and the amount of any non-controlling interests in the acquiree. For each business combination, the Group measures the non-controlling interests at the proportionate share of the acquiree's identifiable net assets. Acquisition-related costs are expensed as incurred and included in administrative expenses.

NOTES TO THE FINANCIAL STATEMENTS

2. Summary of significant accounting policies (cont'd)

2.5 Business combinations and goodwill (cont'd)

The Group determines that it has acquired a business when the acquired set of activities and assets include an input and a substantive process that together significantly contribute to the ability to create outputs. The acquired process is considered substantive if it is critical to the ability to continue producing outputs, and the inputs acquired include an organised workforce with the necessary skills, knowledge, or experience to perform that process or it significantly contributes to the ability to continue producing outputs and is considered unique or scarce or cannot be replaced without significant cost, effort, or delay in the ability to continue producing outputs.

When the Group acquires a business, it assesses the financial assets and liabilities assumed for appropriate classification and designation in accordance with the contractual terms, economic circumstances and pertinent conditions as at the acquisition date. This includes the separation of embedded derivatives in host contracts by the acquiree.

Any contingent consideration to be transferred by the acquirer will be recognised at fair value at the acquisition date. Contingent consideration classified as equity is not remeasured and its subsequent settlement is accounted for within equity. Contingent consideration classified as an asset or liability that is a financial instrument and within the scope of IFRS 9 *Financial Instruments*, is measured at fair value with the changes in fair value recognised in the statement of profit or loss in accordance with IFRS 9. Other contingent consideration that is not within the scope of IFRS 9 is measured at fair value at each reporting date with changes in fair value recognised in profit or loss.

Goodwill is initially measured at cost (being the excess of the aggregate of (i) the consideration transferred, (ii) the amount recognised for non-controlling interests, and (iii) any previous interest held in a business combination achieved in stages, over the net identifiable assets acquired and liabilities assumed). If the fair value of the net assets acquired is in excess of the aggregate consideration transferred, the Group re-assesses whether it has correctly identified all of the assets acquired and all of the liabilities assumed and reviews the procedures used to measure the amounts to be recognised at the acquisition date. If the reassessment still results in an excess of the fair value of net assets acquired over the aggregate consideration transferred, then the gain is recognised in profit or loss.

After initial recognition, goodwill is measured at cost less any accumulated impairment losses. For the purpose of impairment testing, goodwill acquired in a business combination is, from the acquisition date allocated to each of the Group's cash-generating units ("CGU") that are expected to benefit from the combination irrespective of whether other assets or liabilities of the acquiree are assigned to those units.

Where goodwill has been allocated to a CGU and part of the operation within that unit is disposed of, the goodwill associated with the disposed operation is included in the carrying amount of the operation when determining the gain or loss on disposal. Goodwill disposed in these circumstances is measured based on the relative values of the disposed operation and the portion of the CGU retained.

2.6 Transactions with non-controlling interests

Non-controlling interest represents the equity in subsidiaries not attributable, directly or indirectly, to the equity holders of the Company.

Changes in the Company's ownership interest in a subsidiary that do not result in a loss of control are accounted for as equity transactions. In such circumstances, the carrying amounts of the controlling and non-controlling interests are adjusted to reflect the changes in their relative interests in the subsidiary. Any difference between the amount by which the non-controlling interest is adjusted and the fair value of the consideration paid or received is recognised directly in equity and attributed to equity holders of the Company.

NOTES TO THE FINANCIAL STATEMENTS

2. Summary of significant accounting policies (cont'd)

2.7 Foreign currency

The Group's financial statements are presented in Singapore Dollars, which is the Company's functional currency. Each entity in the Group determines its own functional currency and items included in the financial statements of each entity are measured using that functional currency. Differences arising on settlement or translation of monetary items are recognised in the statement of profit or loss.

Transactions and balances

Transactions in foreign currencies are initially recorded by the Group's entities at their respective functional currency spot rates at the date the transaction first qualifies for recognition.

Monetary assets and liabilities denominated in foreign currencies are translated at the functional currency spot rates of exchange at the reporting date.

Non-monetary items that are measured in terms of historical cost in a foreign currency are translated using the exchange rates at the dates of the initial transactions. Non-monetary items measured at fair value in a foreign currency are translated using the exchange rates at the date when the fair value was measured. The gain or loss arising on translation of a non-monetary item measured at fair value is treated in line with the recognition of the gain or loss on change in fair value of the item (i.e., translation difference on the item whose fair value gain or loss is recognised in other comprehensive income or profit or loss is also recognised in other comprehensive income or profit or loss, respectively).

Group companies

The functional currencies of certain subsidiaries, associates and joint ventures are currencies other than the Singapore Dollar. As at the end of the reporting period, the assets and liabilities of these entities are translated into Singapore Dollars at the exchange rates prevailing at the end of the reporting period and their statements of profit or loss are translated into Singapore Dollars at the average exchange rates for the year.

The resulting exchange differences are recognised in other comprehensive income and accumulated in the foreign currency translation reserve. On disposal of a foreign operation, the component of other comprehensive income relating to that particular foreign operation is recognised in the statement of profit or loss.

Any goodwill arising on the acquisition of a foreign operation and any fair value adjustments to the carrying amounts of assets and liabilities arising on acquisition are treated as assets and liabilities of the foreign operation and translated at the closing exchange rate.

For the purpose of the consolidated statement of cash flows, the cash flows of subsidiaries with functional currencies other than the Singapore Dollar, are translated into Singapore Dollars at the exchange rates ruling at the dates of the transactions. Frequently recurring cash flows of such subsidiaries which arise throughout the year are translated into Singapore Dollars at the average exchange rates for the year.

2.8 Subsidiaries

A subsidiary is an investee that is controlled by the Group. The Group controls an investee as defined in Note 2.4.

In the Company's statements of financial position, investments in subsidiaries are accounted for at cost less any impairment losses.

NOTES TO THE FINANCIAL STATEMENTS

2. Summary of significant accounting policies (cont'd)

2.9 Associates and joint ventures

An associate is an entity over which the Group has the power to participate in the financial and operating policy decisions of the investee but does not have control or joint control of these policies.

A joint venture is a type of joint arrangement whereby the parties that have joint control of the arrangement have rights to the net assets of the joint venture. Joint control is the contractually agreed sharing of control of an arrangement, which exists only when decisions about the relevant activities require the unanimous consent of the parties sharing control.

The Group's investment in its associates and joint ventures are accounted for using the equity method.

Under the equity method, the investment in an associate or a joint venture is initially recognised at cost. The carrying amount of the investment is adjusted to recognise changes in the Group's share of net assets of the associate or joint venture from the acquisition date. Goodwill relating to the associate or joint venture is included in the carrying amount of the investment and is not tested for impairment separately.

The statement of profit or loss reflects the Group's share of the results of operations of the associate or joint venture. Any change in other comprehensive income of those investees is presented as part of the Group's other comprehensive income. In addition, when there has been a change recognised directly in the equity of the associate or joint venture, the Group recognises its share of any changes, when applicable, in the statement of changes in equity. Unrealised gains and losses resulting from transactions between the Group and the associate or joint venture are eliminated to the extent of the interest in the associate or joint venture.

The aggregate of the Group's share of profit or loss of an associate and a joint venture is shown on the face of the statement of profit or loss outside operating profit and represents profit or loss after tax and non-controlling interests of the associate or joint venture. When the Group's share of losses of its associate and joint venture exceeds its cost of investment, the carrying amount of that interest in the associate and joint venture, together with any long-term interests that, in substance, form part thereof, is reduced to \$1, and the recognition of further losses is discontinued except to the extent that the Group has an obligation or has made payments on behalf of the investee.

The financial statements of the associates or joint ventures are prepared for the same reporting period as the Group. When necessary, adjustments are made to bring the accounting policies in line with those of the Group.

After application of the equity method, the Group determines whether it is necessary to recognise an impairment loss on its investment in its associates or joint ventures. At each reporting date, the Group determines whether there is objective evidence that the investment in an associate or a joint venture is impaired. If there is such evidence, the Group calculates the amount of impairment as the difference between the recoverable amount of the associate or joint venture and its carrying value, and then recognises the loss within share of profit of associates and joint ventures in the statement of profit or loss.

Upon loss of power over an associate or joint control over a joint venture, the Group measures and recognises any retained investment at its fair value. Any difference between the carrying amount of the associate or joint venture upon loss of power or joint control and the fair value of the retained investment and proceeds from disposal is recognised in profit or loss.

2.10 Fair value measurement

The Group measures its derivative financial instruments, equity investments and non-financial assets such as investment properties at fair value at the end of each reporting period. Fair value is the price that would be received to sell an asset or paid to transfer a liability in an orderly transaction between market participants at the measurement date. The fair value measurement is based on the presumption that the transaction to sell the asset or transfer the liability takes place either in the principal market for the asset or liability, or in the absence of a principal market, in the most advantageous market for the asset or liability. The principal or the most advantageous market must be accessible by the Group. The fair value of an asset or a liability is measured using the assumptions that market participants would use when pricing the asset or liability, assuming that market participants act in their economic best interest.

NOTES TO THE FINANCIAL STATEMENTS

2. Summary of significant accounting policies (cont'd)

2.10 Fair value measurement (cont'd)

A fair value measurement of a non-financial asset takes into account a market participant's ability to generate economic benefits by using the asset in its highest and best use or by selling it to another market participant that would use the asset in its highest and best use.

The Group uses valuation techniques that are appropriate in the circumstances and for which sufficient data is available to measure fair value, maximising the use of relevant observable inputs and minimising the use of unobservable inputs.

All assets and liabilities for which fair value is measured or disclosed in the financial statements are categorised within the fair value hierarchy, described as follows, based on the lowest level input that is significant to the fair value measurement as a whole:

- Level 1 – based on quoted prices (unadjusted) in active markets for identical assets or liabilities
- Level 2 – based on valuation techniques for which the lowest level input that is significant to the fair value measurement is observable, either directly or indirectly
- Level 3 – based on valuation techniques for which the lowest level input that is significant to the fair value measurement is unobservable

For assets and liabilities that are recognised in the financial statements on a recurring basis, the Group determines whether transfers have occurred between levels in the hierarchy by reassessing categorisation (based on the lowest level input that is significant to the fair value measurement as a whole) at the end of each reporting period.

For the purpose of fair value disclosures, the Group has determined classes of assets and liabilities on the basis of the nature, characteristics and risks of the asset or liability and the level of the fair value hierarchy, as explained above.

Fair value related disclosures for financial instruments and non-financial assets that are measured at fair value or where fair values are disclosed, are summarised in the following notes:

- Disclosures for valuation methods, significant estimates and assumptions Note 3
- Investment properties Note 5
- Financial instruments Note 33

2.11 Impairment of non-financial assets

The Group assesses at the end of each reporting period whether there is an indication that an asset, other than goodwill and intangible assets with infinite useful life, may be impaired. If such an indication exists, the Group makes an estimate of the asset's recoverable amount.

Goodwill and intangible assets with infinite useful life are tested for impairment annually on 31 December and more frequently when circumstances indicate that the carrying value may be impaired.

The recoverable amount of an asset is the higher of its fair value less costs of disposal and its value-in-use. In assessing value-in-use, the estimated future cash flows are discounted to their present value using a pre-tax discount rate that reflects current market assessments of the time value of money and the risks specific to the asset. Where an asset does not generate cash inflows largely independent of those from other assets, the recoverable amount is determined for the smallest group of assets that generates cash inflows independently (i.e., a CGU).

NOTES TO THE FINANCIAL STATEMENTS

2. Summary of significant accounting policies (cont'd)

2.11 Impairment of non-financial assets (cont'd)

An impairment loss is recognised in the statement of profit or loss whenever the carrying amount of an asset, or the CGU to which it belongs, exceeds its recoverable amount. The impairment loss is reversed if there has been a favourable change in the estimates used to determine the recoverable amount. A reversal of the impairment loss is limited to the asset's carrying amount that would have been determined had no impairment loss been recognised in prior years. The reversal of the impairment loss is credited to the statement of profit or loss in the year in which it arises. Impairment loss relating to goodwill cannot be reversed in future periods.

2.12 Property, plant and equipment and depreciation

All items of property, plant and equipment are initially recorded at cost. Subsequent to recognition, property, plant and equipment other than construction in progress, are measured at cost less accumulated depreciation and any accumulated impairment losses. The cost of an item of property, plant and equipment comprises its purchase price and any directly attributable costs of bringing the asset to its working condition and location for its intended use.

Expenditure incurred after items of property, plant and equipment have been put into operation, such as repairs and maintenance, is normally charged to the profit or loss in the period in which it is incurred. In situations where the recognition criteria are satisfied, the expenditure for a major inspection is capitalised in the carrying amount of the asset as a replacement. Where significant parts of property, plant and equipment are required to be replaced at intervals, the Group recognises such parts as individual assets with specific useful lives and depreciates them accordingly.

Depreciation is based on the cost of an asset less its estimated residual value.

Depreciation is recognised as an expense in profit or loss on a straight-line basis over the estimated useful lives of each component of an item of property, plant and equipment, unless it is included in the carrying amount of another asset. Leased assets are depreciated over the shorter of the lease term and their useful lives unless it is reasonably certain that the Group will obtain ownership by the end of the lease term. No depreciation is recognised on construction-in-progress.

Depreciation is recognised from the date that property, plant and equipment are installed and are ready for use, or in respect of internally constructed assets, from the date that the asset is completed and ready for use.

No depreciation is provided on freehold land.

The estimated useful lives for the current and comparative years are as follows:

Interest in leasehold land and leased assets	2 to 29 years
Buildings	
• Core component of hotel and hotspring buildings	35 years
• Other buildings	30 to 50 years
• Surface, finishes and services of hotel and hotspring buildings	30 to 35 years
Plant and machinery	5 to 15 years
Equipment and furniture	1 to 10 years
Motor vehicles	5 to 10 years

Where parts of an item of property, plant and equipment have different useful lives, the cost of that item is allocated on a reasonable basis among the parts and each part is depreciated separately. Residual values, useful lives and the depreciation method are reviewed, and adjusted if appropriate, at least at each financial year end.

NOTES TO THE FINANCIAL STATEMENTS

2. Summary of significant accounting policies (cont'd)

2.12 Property, plant and equipment and depreciation (cont'd)

Residual values ascribed to the core component of hotel and hotspring buildings depend on the nature, location and tenure of the hotels and hotspring properties. No residual values are ascribed to building surface, finishes and services of hotel and hotspring buildings. The residual values, useful lives and method of depreciation of property, plant and equipment are reviewed at each financial year end and adjusted prospectively, if appropriate.

An item of property, plant and equipment including any significant part initially recognised is derecognised upon disposal or when no future economic benefits are expected from its use or disposal. Any gain or loss on disposal or retirement recognised in the statement of profit or loss in the year the asset is derecognised is the difference between the net sales proceeds and the carrying amount of the relevant asset.

Construction-in-progress represents a building under construction, which is stated at cost less any impairment losses, and is not depreciated. Cost comprises the direct costs of construction. Construction-in-progress is reclassified to the appropriate category of property, plant and equipment when completed and ready for use.

2.13 Investment properties

Investment properties are properties (including interests in leasehold land under operating leases) held either to earn rental income or for capital appreciation or for both, but not for sale in the ordinary course of business, use in the production or supply of goods or services or for administrative purposes.

Cost includes expenditure that is directly attributable to the acquisition of the investment property. The cost of self-constructed investment property includes the cost of materials and direct labour, any other costs directly attributable to bringing the investment property to a working condition for their intended use and capitalised borrowing costs.

Investment properties are measured initially at cost, including transaction costs. Subsequent to initial recognition, investment properties are stated at fair value, which reflects market conditions at the reporting date. Gains or losses arising from changes in the fair values of investment properties are included in profit or loss in the period in which they arise, including the corresponding tax effect. Fair values are determined based on an annual valuation performed by an accredited external independent valuer applying a valuation model recommended by the International Valuation Standards Committee.

Investment properties are derecognised either when they have been disposed of (i.e., at the date the recipient obtains control) or when they are permanently withdrawn from use and no future economic benefit is expected from their disposal. The difference between the net disposal proceeds and the carrying amount of the asset is recognised in profit or loss in the period of derecognition. In determining the amount of consideration from the derecognition of investment property, the Group considers the effects of variable consideration, existence of a significant financing component, non-cash consideration, and consideration payable to the buyer (if any).

Transfers are made to (or from) investment property only when there is a change in use. For a transfer from investment property to owner-occupied property, the deemed cost for subsequent accounting is the fair value at the date of change in use. If owner-occupied property becomes an investment property, the Group accounts for such property in accordance with the policy stated under property, plant and equipment up to the date of change in use.

When the use of property changes such that a property occupied by the Group as an owner-occupied property becomes an investment property, its fair value at the date of transfer becomes its cost for subsequent accounting.

NOTES TO THE FINANCIAL STATEMENTS

2. Summary of significant accounting policies (cont'd)

2.14 Development properties

(a) Properties under development for sale

Properties under development are those properties which are held with the intention of development and sale in the ordinary course of business. They are stated at the lower of cost and estimated net realisable value. Net realisable value is the estimated selling price in the ordinary course of business, less estimated costs of completion and selling expenses.

The cost of properties under development for sale comprises specifically identified costs, including prepaid land lease payments, acquisition costs, development expenditure, capitalised borrowing costs and other related expenditure. Borrowing costs payable on loans funding a development property not ready for sale are capitalised, on a specific identification basis, as part of the cost of the properties under development for sale until the completion of development properties or date of repayment of the borrowings if earlier. When completed, the properties under development are classified as completed properties for sale.

(b) Completed properties for sale

Completed properties for sale are measured at the lower of cost or net realisable value. Cost is determined by apportionment of the total land costs, development costs and capitalised borrowing costs if any, based on floor area of the unsold properties. Net realisable value is determined by reference to sale proceeds of properties sold in the ordinary course of business less all estimated selling expenses; or is estimated by management in the absence of comparable transactions after taking into consideration prevailing market conditions.

The aggregated costs are presented as development properties while progress billings are recorded in contract liabilities in the statements of financial position.

2.15 Leases

The Group assesses at contract inception whether a contract is, or contains, a lease. That is, if the contract conveys the right to control the use of an identified asset for a period of time in exchange for consideration.

(a) As lessee

The Group applies a single recognition and measurement approach for all leases, except for short-term leases and leases of low-value assets. The Group recognises lease liabilities to make lease payments and right-of-use assets representing the right to use the underlying assets.

Right-of-use assets

The Group recognises right-of-use assets at the commencement date of the lease (i.e., the date the underlying asset is available for use). Right-of-use assets are measured at cost, less any accumulated depreciation and impairment losses, and adjusted for any remeasurement of lease liabilities. The cost of right-of-use assets includes the amount of lease liabilities recognised, initial direct costs incurred, and lease payments made at or before the commencement date less any lease incentives received. Right-of-use assets are depreciated on a straight-line basis over the lease term.

If ownership of the leased asset transfers to the Group at the end of the lease term or the cost reflects the exercise of a purchase option, depreciation is calculated using the estimated useful life of the asset.

The right-of-use assets are also subject to impairment. Refer to the accounting policies in Note 2.11 Impairment of non-financial assets.

NOTES TO THE FINANCIAL STATEMENTS

2. Summary of significant accounting policies (cont'd)

2.15 Leases (cont'd)

(a) As lessee (cont'd)

Lease liabilities

At the commencement date of the lease, the Group recognises lease liabilities measured at the present value of lease payments to be made over the lease term. The lease payments include fixed payments less any lease incentives receivable. The lease payments also include penalties for terminating the lease, if the lease term reflects the Group exercising the option to terminate.

In calculating the present value of lease payments, the Group uses its incremental borrowing rate at the lease commencement date because the interest rate implicit in the lease is not readily determinable. After the commencement date, the amount of lease liabilities is increased to reflect the accretion of interest and reduced for the lease payments made. In addition, the carrying amount of lease liabilities is remeasured if there is a modification, a change in the lease term, a change in the lease payments (e.g., changes to future payments resulting from a change in an index or rate used to determine such lease payments) or a change in the assessment of an option to purchase the underlying asset.

Short-term leases and leases of low-value assets

The Group applies the short-term lease recognition exemption (i.e., those leases that have a lease term of 12 months or less from the commencement date and do not contain a purchase option). It also applies the lease of low-value assets recognition exemption. Lease payments on short-term leases and leases of low-value assets are recognised as expense on a straight-line basis over the lease term.

(b) As lessor

Leases in which the Group does not transfer substantially all the risks and rewards incidental to ownership of an asset are classified as operating leases. Rental income arising is accounted for on a straight-line basis over the lease terms and is included in revenue in the statement of profit or loss due to its operating nature. Initial direct costs incurred in negotiating and arranging an operating lease are added to the carrying amount of the leased asset and recognised over the lease term on the same basis as rental income. Contingent rents are recognised as revenue in the period in which they are earned.

2.16 Financial assets

Initial recognition and measurement

Financial assets are classified, at initial recognition, and subsequently measured at amortised cost, fair value through other comprehensive income ("FVOCI"), and fair value through profit or loss ("FVPL").

The classification of financial assets at initial recognition depends on the financial asset's contractual cash flow characteristics and the Group's business model for managing them. With the exception of trade receivables that do not contain a significant financing component or for which the Group has applied the practical expedient of not adjusting the effect of a significant financing component, the Group initially measures a financial asset at its fair value, plus in the case of a financial asset not at FVPL, transaction costs. Trade receivables that do not contain a significant financing component or for which the Group has applied the practical expedient are measured at the transaction price determined under IFRS 15 in accordance with the policies set out in Note 2.25 to the financial statements below.

In order for a financial asset to be classified and measured at amortised cost or FVOCI, it needs to give rise to cash flows that are solely payments of principal and interest ("SPPI") on the principal amount outstanding. This assessment is referred to as the SPPI test and is performed at an instrument level. Financial assets with cash flows that are not SPPI are classified and measured at FVPL, irrespective of the business model.

NOTES TO THE FINANCIAL STATEMENTS

2. Summary of significant accounting policies (cont'd)

2.16 Financial assets (cont'd)

Initial recognition and measurement (cont'd)

The Group's business model for managing financial assets refers to how it manages its financial assets in order to generate cash flows. The business model determines whether cash flows will result from collecting contractual cash flows, selling the financial assets, or both. Financial assets classified and measured at amortised cost are held within a business model with the objective to hold financial assets in order to collect contractual cash flows while financial assets classified and measured at FVOCI are held within a business model with the objective of both holding to collect contractual cash flows and selling.

Purchases or sales of financial assets that require delivery of assets within a time frame established by regulation or convention in the market place (regular way trades) are recognised on the trade date, i.e., the date that the Group commits to purchase or sell the asset.

Subsequent measurement

The subsequent measurement of financial assets depends on their classification as follows:

Financial assets at amortised cost (debt instruments)

Financial assets at amortised cost are subsequently measured using the effective interest ("EIR") method and are subject to impairment. Gains and losses are recognised in profit or loss when the asset is derecognised, modified or impaired.

Financial assets at fair value through profit or loss

Financial assets at FVPL include financial assets held for trading, financial assets designated upon initial recognition at FVPL, or financial assets mandatorily required to be measured at fair value. Financial assets are classified as held for trading if they are acquired for the purpose of selling or repurchasing in the near term. Derivatives, including separated embedded derivatives, are also classified as held for trading unless they are designated as effective hedging instruments. Financial assets with cash flows that are not solely payments of principal and interest are classified and measured at FVPL, irrespective of the business model. Notwithstanding the criteria for debt instruments to be classified at amortised cost or at FVOCI, as described above, debt instruments may be designated at FVPL on initial recognition if doing so eliminates, or significantly reduces, an accounting mismatch.

Financial assets at FVPL are carried in the statements of financial position at fair value with net changes in fair value recognised in the statement of profit or loss.

This category includes derivative instruments and equity and debt investments which the Group had not irrevocably elected to classify at FVOCI. Dividends on equity investments classified as financial assets at FVPL are also recognised as other income in the statement of profit or loss when the right of payment has been established.

A derivative embedded in a hybrid contract, with a financial liability or non-financial host, is separated from the host and accounted for as a separate derivative if the economic characteristics and risks are not closely related to the host; a separate instrument with the same terms as the embedded derivative would meet the definition of a derivative; and the hybrid contract is not measured at FVPL. Embedded derivatives are measured at fair value with changes in fair value recognised in the statement of profit or loss. Reassessment only occurs if there is either a change in the terms of the contract that significantly modifies the cash flows that would otherwise be required or a reclassification of a financial asset out of the FVPL category.

A derivative embedded within a hybrid contract containing a financial asset host is not accounted for separately. The financial asset host together with the embedded derivative is required to be classified in its entirety as a financial asset at FVPL.

NOTES TO THE FINANCIAL STATEMENTS

2. Summary of significant accounting policies (cont'd)

2.16 Financial assets (cont'd)

Subsequent measurement (cont'd)

Financial assets designated at fair value through other comprehensive income (equity investments)

Upon initial recognition, the Group can elect to classify irrevocably its equity investments as equity investments designated at FVOCI when they meet the definition of equity under IAS 32 *Financial Instruments: Presentation* and are not held for trading. The classification is determined on an instrument-by-instrument basis.

Gains and losses on these financial assets are never recycled to the statement of profit or loss. Dividends are recognised as other income in the statement of profit or loss when the right of payment has been established, it is probable that the economic benefits associated with the dividend will flow to the Group and the amount of the dividend can be measured reliably, except when the Group benefits from such proceeds as a recovery of part of the cost of the financial asset, in which case, such gains are recorded in other comprehensive income. Equity investments designated at FVOCI are not subject to impairment assessment.

De-recognition

A financial asset (or, where applicable, a part of a financial asset or part of a group of similar financial assets) is primarily derecognised (i.e., removed from the Group's statements of financial position) when:

- the rights to receive cash flows from the asset have expired; or
- the Group has transferred its rights to receive cash flows from the asset or has assumed an obligation to pay the received cash flows in full without material delay to a third party under a "pass-through" arrangement; and either (a) the Group has transferred substantially all the risks and rewards of the asset, or (b) the Group has neither transferred nor retained substantially all the risks and rewards of the asset, but has transferred control of the asset.

When the Group has transferred its rights to receive cash flows from an asset or has entered into a pass-through arrangement, it evaluates if, and to what extent, it has retained the risk and rewards of ownership of the asset. When it has neither transferred nor retained substantially all the risks and rewards of the asset nor transferred control of the asset, the Group continues to recognise the transferred asset to the extent of the Group's continuing involvement. In that case, the Group also recognises an associated liability. The transferred asset and the associated liability are measured on a basis that reflects the rights and obligations that the Group has retained.

Continuing involvement that takes the form of a guarantee over the transferred asset is measured at the lower of the original carrying amount of the asset and the maximum amount of consideration that the Group could be required to repay.

2.17 Impairment of financial assets

The Group recognises an allowance for expected credit losses ("ECLs") for all debt instruments not held at FVPL. ECLs are based on the difference between the contractual cash flows due in accordance with the contract and all the cash flows that the Group expects to receive, discounted at an approximation of the original effective interest rate. The expected cash flows will include cash flows from the sale of collateral held or other credit enhancements that are integral to the contractual terms.

General approach

ECLs are recognised in two stages. For credit exposures for which there has not been a significant increase in credit risk since initial recognition, ECLs are provided for credit losses that result from default events that are possible within the next 12 months (a "12-month ECL"). For those credit exposures for which there has been a significant increase in credit risk since initial recognition, a loss allowance is required for credit losses expected over the remaining life of the exposure, irrespective of the timing of the default (a "lifetime ECL").

NOTES TO THE FINANCIAL STATEMENTS

2. Summary of significant accounting policies (cont'd)

2.17 Impairment of financial assets (cont'd)

General approach (cont'd)

At each reporting date, the Group assesses whether the credit risk on a financial instrument has increased significantly since initial recognition. When making the assessment, the Group compares the risk of a default occurring on the financial instrument as at the reporting date with the risk of a default occurring on the financial instrument as at the date of initial recognition and considers reasonable and supportable information that is available without undue cost or effort, including historical and forward-looking information.

The Group considers a financial asset to be in default when the borrower is unlikely to pay its credit obligations to the Group in full, without recourse by the Group to actions such as realising security (if any is held).

The Group considers a financial guarantee contract to be in default when the debtor of the loan is unlikely to pay its credit obligations to the creditor and the Group in full, without recourse by the Group to actions such as realising security (if any is held).

The Group determined that its financial assets are credit-impaired when one or more events that have a detrimental impact on the estimated future cash flows of the financial asset have occurred. Evidence that a financial asset is credit-impaired includes the following observable data:

- Significant financial difficulty of the borrower or issuer;
- A breach of contract such as a default;
- It is probable that the borrower will enter bankruptcy or other financial reorganisation; or
- The disappearance of an active market for a security because of financial difficulties.

The maximum period considered when estimating ECLs is the maximum contractual period over which the Group is exposed to credit risk.

Debt investments at FVOCI and financial assets at amortised cost are subject to impairment under the general approach and they are classified within the following stages for measurement of ECLs except for trade receivables and lease receivables which apply the simplified approach as detailed below.

- Stage 1 – Financial instruments for which credit risk has not increased significantly since initial recognition and for which the loss allowance is measured at an amount equal to 12-month ECLs.
- Stage 2 – Financial instruments for which credit risk has increased significantly since initial recognition but that are not credit-impaired financial assets and for which the loss allowance is measured at an amount equal to lifetime ECLs.
- Stage 3 – Financial assets that are credit-impaired at the reporting date (but that are not purchased or originated credit-impaired) and for which the loss allowance is measured at an amount equal to lifetime ECLs.

Simplified approach

For trade receivables, the Group applies the simplified approach in calculating ECLs. Therefore, the Group does not track changes in credit risk, but instead recognises a loss allowance based on lifetime ECLs at each reporting date. The Group has established a provision matrix that is based on its historical credit loss experience, adjusted for forward-looking factors specific to the debtors and the economic environment.

NOTES TO THE FINANCIAL STATEMENTS

2. Summary of significant accounting policies (cont'd)

2.18 Cash and cash equivalents

For the purpose of the consolidated statement of cash flows, cash and cash equivalents comprise cash on hand and demand deposits, and short term highly liquid investments that are readily convertible into known amounts of cash, are subject to an insignificant risk of changes in value, and have a short maturity of generally within three months when acquired, less bank overdrafts which are repayable on demand and form an integral part of the Group's cash management.

For the purpose of the statements of financial position, cash and cash equivalents comprise cash on hand and at banks, including term deposits, and assets similar in nature to cash.

2.19 Financial liabilities

Initial recognition and measurement

Financial liabilities are classified, at initial recognition, as financial liabilities at FVPL, loans and borrowings or payables, as appropriate.

All financial liabilities are recognised initially at fair value and, in the case of loans and borrowings and payables, net of directly attributable transaction costs.

Subsequent measurement

The subsequent measurement of financial liabilities depends on their classification as follows:

Loans and borrowings

After initial recognition, interest-bearing loans and borrowings are subsequently measured at amortised cost, using the effective interest rate method unless the effect of discounting would be immaterial, in which case they are stated at cost. Gains and losses are recognised in the statement of profit or loss when the liabilities are derecognised as well as through the effective interest rate amortisation process.

Amortised cost is calculated by taking into account any discount or premium on acquisition and fees or costs that are an integral part of the effective interest rate. The effective interest rate amortisation is included in finance costs in the statement of profit or loss.

Financial guarantee contracts

Financial guarantee contracts issued by the Group or the Company are those contracts that require a payment to be made to reimburse the holder for a loss it incurs because the specified debtor fails to make a payment when due in accordance with the terms of a debt instrument. A financial guarantee contract is recognised initially as a liability at its fair value, adjusted for transaction costs that are directly attributable to the issuance of the guarantee.

Subsequent to initial recognition, the Group or the Company measures the financial guarantee contract at the higher of: (i) the amount of the best estimate of the expenditure required to settle the present obligation at the end of the reporting period; and (ii) the amount initially recognised less, when appropriate, cumulative amortisation.

De-recognition

A financial liability is derecognised when the obligation under the liability is discharged or cancelled, or expires.

When an existing financial liability is replaced by another from the same lender on substantially different terms, or the terms of an existing liability are substantially modified, such an exchange or modification is treated as a derecognition of the original liability and a recognition of a new liability, and the difference between the respective carrying amounts is recognised in the statement of profit or loss.

NOTES TO THE FINANCIAL STATEMENTS

2. Summary of significant accounting policies (cont'd)

2.19 Financial liabilities (cont'd)

De-recognition (cont'd)

Offsetting of financial instruments

Financial assets and financial liabilities are offset and the net amount is reported in the statements of financial position if there is a currently enforceable legal right to offset the recognised amounts and there is an intention to settle on a net basis, or to realise the assets and settle the liabilities simultaneously.

2.20 Government grants

Government grants are recognised where there is reasonable assurance that the grant will be received and all attaching conditions will be complied with. Where the grant relates to an asset, the fair value is recognised as deferred capital grant in the statement of financial position and is amortised to profit or loss over the expected useful life of the relevant asset by equal annual instalments. Where the grant relates to an expense item, it shall be recognised to profit or loss on a systematic basis over the periods in which the entity recognises as expenses the related costs for which the grants are intended to compensate.

2.21 Borrowing costs

Borrowing costs directly attributable to the acquisition, construction or production of qualifying assets, i.e., assets that necessarily take a substantial period of time to get ready for their intended use or sale, are capitalised as part of the cost of those assets. The capitalisation of such borrowing costs ceases when the assets are substantially ready for their intended use or sale. Investment income earned on the temporary investment of specific borrowings pending their expenditure on qualifying assets is deducted from the borrowing costs capitalised. All other borrowing costs are expensed in the period in which they are incurred. Borrowing costs consist of interest and other costs that an entity incurs in connection with the borrowing of funds.

2.22 Dividends

Final dividends are recognised as a liability when they are approved by the shareholders in a general meeting.

Interim dividends are simultaneously proposed and declared, because the Company's memorandum and articles of association grant the directors the authority to declare interim dividends. Consequently, interim dividends are recognised immediately as a liability when they are proposed and declared.

2.23 Provisions

A provision is recognised when a present obligation (legal or constructive) has arisen as a result of a past event and it is probable that a future outflow of resources will be required to settle the obligation, provided that a reliable estimate can be made of the amount of the obligation.

When the effect of discounting is material, the amount recognised for a provision is the present value at the end of the reporting period of the future expenditures expected to be required to settle the obligation. The increase in the discounted present value amount arising from the passage of time is included in finance costs in the statement of profit or loss.

2.24 Employee benefits

(a) Short-term employee benefits

Short-term employee benefit obligations are measured on an undiscounted basis and are expensed as the related service is provided. A liability is recognised for the amount expected to be paid under short-term cash bonus or profit-sharing plans if the Group has a present legal or constructive obligation to pay this amount as a result of past service provided by the employee, and the obligation can be estimated reliably.

NOTES TO THE FINANCIAL STATEMENTS

2. Summary of significant accounting policies (cont'd)

2.24 Employee benefits (cont'd)

(b) Defined contribution plans

The Group participates in the national pension schemes as defined by the laws of the countries in which it has operations. A defined contribution plan is a post-employment benefit plan under which an entity pays fixed contributions into a separate entity and will have no legal or constructive obligation to pay further amounts. Contributions to defined contribution plans are recognised as an expense in the period in which the related service is performed.

The Singapore companies in the Group make contributions to the Central Provident Fund scheme in Singapore, a defined contribution scheme.

Pursuant to the relevant regulations of the People's Republic of China ("PRC") government, the PRC subsidiaries of the Group ("PRC Subsidiaries") have participated in central pension schemes (the "Schemes") operated by local municipal governments whereby the PRC Subsidiaries are required to contribute a certain percentage of the basic salaries of their employees to the Schemes to fund their retirement benefits. The local municipal governments undertake to assume the retirement benefit obligations of all existing and future retired employees of the PRC Subsidiaries. The only obligation of the PRC Subsidiaries with respect to the Schemes is to pay the ongoing required contributions under the Schemes mentioned above. Contributions under the Schemes are accounted for as contributions to defined contribution plans as described above.

In each of the Netherlands and Germany, the Group participates in a compulsory industry scheme for all eligible employees. The compulsory industry scheme is a defined contribution plan which is administered by an insurance company. This means that the Group is only required to pay the agreed contributions to the insurance company which bears the full actuarial risk. Contributions to the scheme are accounted for as contributions to defined contribution plans as described above. Contributions payable and refunds receivable are included under current liabilities and current assets respectively. Industry fund pension expenditure is based on an annually renewed premium percentage over the pension base as defined in the related scheme.

(c) Share-based payment transactions

The grant date fair value of share-based payment awards granted to employees is recognised as an employee expense, with a corresponding increase in equity, over the period that the employees unconditionally become entitled to the awards. The amount recognised as an expense is adjusted to reflect the number of awards for which the related service and non-market performance conditions are expected to be met, such that the amount ultimately recognised as an expense is based on the number of awards that meet the related service and non-market performance conditions at the vesting date. For share-based payment awards with non-vesting conditions, the grant date fair value of the share-based payment is measured to reflect such conditions and there is no true-up for differences between expected and actual outcomes.

2.25 Revenue

Revenue from contracts with customers is recognised when control of goods or services is transferred to the customers at an amount that reflects the consideration to which the Group expects to be entitled in exchange for those goods or services.

When the consideration in a contract includes a variable amount, the amount of consideration is estimated to which the Group will be entitled in exchange for transferring the goods or services to the customer. The variable consideration is estimated at contract inception and constrained until it is highly probable that a significant revenue reversal in the amount of cumulative revenue recognised will not occur when the associated uncertainty with the variable consideration is subsequently resolved.

NOTES TO THE FINANCIAL STATEMENTS

2. Summary of significant accounting policies (cont'd)

2.25 Revenue (cont'd)

(a) Sale of properties

The Group develops and sells residential and commercial properties before the completion of construction of the properties. Revenue is recognised when control over the property has been transferred to the customer.

For the contracts to sell residential properties and commercial properties, the Group assessed that revenue is recognised at a point in time when (a) the construction of the relevant property has been completed; (b) the property is ready for handover to the purchasers; and (c) collectability of the proceeds is reasonably assured and the Group has present right to the proceeds.

Where contracts relate to the sale of completed properties, revenue is recognised when collectability of the proceeds is reasonably assured and the Group has present right to the proceeds.

Significant financing component

In determining the transaction price, the Group adjusts the promised consideration for the effects of the time value of money for contracts with customers that include a significant financing component. In adjusting for the significant financing component, the Group uses a discount rate that would be reflected in a separate financing transaction between the Group and its customer at contract inception, such that it reflects the credit characteristics of the party receiving financing in the contract.

The Group has elected to apply the practical expedient not to adjust the transaction price for the existence of a significant financing component when the period between the transfer of control of goods or service to a customer and the payment date is one year or less.

A contract liability represents the Group's obligation to transfer goods or services to a customer for which the Group has received consideration (or an amount of consideration is due) from the customer.

The contract liabilities will be increased by the amount of interest expense being accrued by the Group to reflect the effect of any significant financing benefit obtained from the customers during the period between the payment date and the date of delivery of property to customers. As this accrual increases the amount of the contract liabilities during the period of development, it therefore increases the amount of revenue recognised when control of the completed property is transferred to the customer.

(b) Rental income

Rental income from investment properties is recognised in profit or loss on a straight-line basis over the term of the lease. Lease incentives granted are recognised as an integral part of the total rental income, over the term of the lease. Contingent rentals are recognised as income in the accounting period in which they are earned.

(c) Hotel income

Hotel revenue from accommodation, sales of food and beverages and other ancillary services is recognised when the Group satisfies a performance obligation by transferring control of a promised good or services to the customer. The amount of revenue recognised is the amount of the transaction price allocated to the satisfied performance obligation.

(d) Interest income on entrusted loans, vendor financing arrangements and loans to third parties, associates and joint ventures

Interest income on entrusted loans made via entrustment banks and from vendor financing arrangements with selected buyers of the Group's development properties, and on loans to third parties, associates and joint ventures are recognised as it accrues in profit or loss, using the effective interest method.

NOTES TO THE FINANCIAL STATEMENTS

2. Summary of significant accounting policies (cont'd)

2.26 Taxes

Tax expense comprises current and deferred tax. Current tax and deferred tax are recognised in profit or loss except to the extent that they relate to a business combination, or items recognised directly in equity or in other comprehensive income.

Current tax is the expected tax payable or receivable on the taxable income or loss for the year, using tax rates enacted or substantively enacted at the reporting date, and any adjustment to tax payable in respect of previous years. The amount of current tax payable or receivable is the best estimate of the tax amount expected to be paid or received that reflects uncertainty to related income taxes, if any.

Management periodically evaluates positions taken in the tax returns with respect to situations in which applicable tax regulations are subject to interpretation and establishes provisions where appropriate.

Current tax assets and liabilities are offset only if certain criteria are met.

Deferred tax is recognised in respect of temporary differences between the carrying amounts of assets and liabilities for financial reporting purposes and the amounts used for taxation purposes. Deferred tax is not recognised for:

- temporary differences on the initial recognition of assets or liabilities in a transaction that is not a business combination and that affects neither accounting nor taxable profit or loss;
- temporary differences associated with investments in subsidiaries, associates and joint ventures to the extent that it is probable that the temporary differences will not reverse in the foreseeable future and no taxable profit will be available against which the temporary differences can be utilised; and
- taxable temporary differences arising on the initial recognition of goodwill.

The measurement of deferred taxes reflects the tax consequences that would follow the manner in which the Group expects, at the reporting date, to recover or settle the carrying amount of its assets and liabilities.

Where investment properties are carried at their fair values in accordance with the accounting policy set out in Note 2.13, the amount of deferred tax recognised is measured using the tax rates that would apply on the sale of those assets at their carrying value at the reporting date unless the property is depreciable and is held within a business model whose objective is to consume substantially all of the economic benefits embodied in the property over time, rather than through sale. In all other cases, the amount of deferred tax recognised is measured based on the expected manner of realisation or settlement of the carrying amount of the assets and liabilities, using tax rates enacted or substantively enacted by the reporting date. Deferred tax assets and liabilities are not discounted.

Deferred tax assets and liabilities are offset if there is a legally enforceable right to offset current tax liabilities and assets, and they relate to taxes levied by the same tax authority on the same taxable entity, or on different tax entities, but they intend to settle current tax liabilities and assets on a net basis or their tax assets and liabilities will be realised simultaneously.

Deferred tax assets are recognised for unused tax losses, unused tax credits and deductible temporary differences, to the extent that it is probable that future taxable profits will be available against which they can be used. Future taxable profits are determined based on the reversal of relevant taxable temporary differences. If the amount of taxable temporary differences is insufficient to recognise a deferred tax asset in full, then future taxable profits, adjusted for reversals of existing temporary differences, are considered based on the business plans of individual subsidiaries in the Group. Deferred tax assets are reviewed at each reporting date and are reduced to the extent that it is no longer probable that the related tax benefits will be realised; such reductions are reversed when the probability of future taxable profits improves.

Unrecognised deferred tax assets are reassessed at each reporting date and recognised to the extent that it has become probable that future taxable profits will be available against which they can be used.

NOTES TO THE FINANCIAL STATEMENTS

2. Summary of significant accounting policies (cont'd)

2.27 Share capital, share premium and share issuance expenses

Proceeds from issuance of ordinary shares are recognised as share capital and share premium in equity. Incremental costs directly attributable to the issuance of ordinary shares are deducted against share premium.

2.28 Contingencies

A contingent liability is:

- (a) a possible obligation that arises from past events and whose existence will be confirmed only by the occurrence or non-occurrence of one or more uncertain future events not wholly within the control of the Group; or
- (b) a present obligation that arises from past events but is not recognised because:
 - (i) It is not probable that an outflow of resources embodying economic benefits will be required to settle the obligation; or
 - (ii) The amount of the obligation cannot be measured with sufficient reliability.

A contingent asset is a possible asset that arises from past events and whose existence will be confirmed only by the occurrence or non-occurrence of one or more uncertain future events not wholly within the control of the Group.

Contingent liabilities and assets are not recognised on the statements of financial position of the Group, except for contingent liabilities assumed in a business combination that are present obligations and which the fair values can be reliably determined.

2.29 Treasury shares

The Group's own equity instruments which are reacquired (treasury shares) are recognised at cost and deducted from equity. No gain or loss is recognised in profit or loss on the purchase, sale, issue or cancellation of the Group's own equity instruments. Any difference between the carrying amount of treasury shares and the consideration received, if reissued, is recognised directly in equity. Voting rights related to treasury shares are nullified for the Group and no dividends are allocated to them respectively.

2.30 Non-current assets held-for-sale

The Group classifies non-current assets as held-for-sale if their carrying amounts will be recovered principally through a sale transaction rather than through continuing use. Non-current assets classified as held-for-sale are measured at the lower of their carrying amount and fair value less costs to sell. Costs to sell are the incremental costs directly attributable to the disposal of an asset, excluding finance costs and income tax expense.

The criteria for held-for-sale classification is regarded as met only when the sale is highly probable, and the asset is available for immediate sale in its present condition. Actions required to complete the sale should indicate that it is unlikely that significant changes to the sale will be made or that the decision to sell will be withdrawn. Management must be committed to the plan to sell the asset and the sale expected to be completed within one year from the date of the classification.

Assets and liabilities classified as held-for-sale are presented separately as current items in the statements of financial position.

NOTES TO THE FINANCIAL STATEMENTS

3. Key sources of estimation uncertainty

Estimates and assumptions

The key assumptions concerning the future and other key sources of estimation uncertainty at the reporting date, that have a significant risk of causing a material adjustment to the carrying amounts of assets and liabilities within the next financial year, are described below. The Group based its assumptions and estimates on parameters available when the consolidated financial statements were prepared. Existing circumstances and assumptions about future developments, however, may change due to market changes or circumstances arising that are beyond the control of the Group. Such changes are reflected in the assumptions when they occur. Given the rising interest rate, inflationary cost pressures, geopolitical tension and Covid-19 pandemic have caused and will likely cause significant disruptions to economic activities, the uncertainties associated with accounting estimates and assumptions may also be increased accordingly.

(a) Valuation of investment properties

The Group engaged independent real estate valuation experts to assess the fair value of the Group's investment properties as at the end of each financial year. Such fair values are determined by the real estate valuation experts using recognised valuation techniques. The key assumptions used to determine the fair value of these investment properties and sensitivity analyses and carrying amount are provided in Note 5.

(b) Purchase price allocation exercise for the acquisition of subsidiaries

IFRS 3 *Business Combinations* requires the Group to recognise the identifiable assets, liabilities and contingent liabilities if any at fair value at the date of acquisition, with the excess of the acquisition cost over the identified fair values recognised as goodwill. The assets, liabilities and contingent liabilities if any are identified and valued through a purchase price allocation ("PPA") exercise. A significant degree of judgement is required in the PPA in identifying all intangible assets and determining the fair values of all identifiable assets acquired and liabilities assumed as at the date of acquisition. As such, management will engage an external professional firm to perform the PPA if necessary.

The key assumptions applied in the determination of the PPA are disclosed and further explained in Note 30 of the financial statements.

(c) Impairment of non-financial assets

As disclosed in Note 4, the recoverable amounts of property, plant and equipment with indicators of impairment are determined based on value-in-use calculations. The value-in-use calculations are based on a discounted cash flow model. The recoverable amount is most sensitive to the discount rate used for the discounted cash flow model as well as the expected future cash inflows and the growth rate used for extrapolation purposes. The key unobservable inputs applied in the determination of the value-in-use including an inter-relationship between key unobservable inputs, fair value measurement and the carrying amount are disclosed and further explained in Note 4.

NOTES TO THE FINANCIAL STATEMENTS

4. Property, plant and equipment

Group	Interests in leasehold land and leased assets (Note 34)	Freehold land	Buildings	Plant and machinery	Equipment and furniture	Motor vehicles	Construction-in-progress	Total
Cost								
At 1 January 2021	100,792	-	317,711	12,510	19,506	2,687	19,727	472,933
Additions	734	-	-	12	439	-	7,906	9,091
Written off during the year	-	-	(5,647)	(14)	(12)	-	-	(5,673)
Disposals	-	-	-	(1)	(18)	(87)	-	(106)
Transfer from assets held-for-sale (Note 14)	-	-	5,908	-	-	-	-	5,908
Transfer to assets held-for-sale	-	-	(1,859)	-	-	-	-	(1,859)
Transfer to development properties (Note 13)	-	-	(5,908)	-	-	-	-	(5,908)
Acquisition of subsidiaries (Note 30)	-	-	13,528	-	-	-	-	13,528
Reclassification	-	-	-	36	-	-	(36)	-
Translation differences on consolidation	(3,157)	-	(475)	499	(933)	58	(823)	(4,831)
At 31 December 2021 and 1 January 2022	98,369	-	323,258	13,042	18,982	2,658	26,774	483,083
Additions	2,543	-	2,281	563	3,168	-	6,172	14,727
Written off during the year	-	-	(223)	(35)	(11)	-	-	(269)
Disposals	-	-	-	-	(19)	-	-	(19)
Acquisition of subsidiaries (Note 30)	91,268	29,141	156,085	4,025	8,166	-	-	288,685
Reclassification	-	-	7,968	28	6	-	(8,002)	-
Translation differences on consolidation	(10,824)	(1,370)	(33,732)	(1,417)	(1,692)	(107)	(1,682)	(50,824)
At 31 December 2022	181,356	27,771	455,637	16,206	28,600	2,551	23,262	735,383

NOTES TO THE FINANCIAL STATEMENTS

4. Property, plant and equipment (cont'd)

Group	Interests in leasehold land and leased assets (Note 34)	Freehold land	Buildings	Plant and machinery	Equipment and furniture	Motor vehicles	Construction-in-progress	Total
Accumulated depreciation, amortisation and impairment loss								
At 1 January 2021	11,845	-	79,129	6,157	3,192	1,228	-	101,551
Charge for the year (Note 27)	4,314	-	4,414	1,794	2,651	268	-	13,441
Impairment loss (Note 27)	-	-	9,766	-	-	-	-	9,766
Written off during the year	-	-	(45)	(8)	(10)	-	-	(63)
Disposals	-	-	-	(1)	(16)	(79)	-	(96)
Transfer from assets held-for-sale (Note 14)	-	-	574	-	-	-	-	574
Transfer to assets held-for-sale	-	-	(15)	-	-	-	-	(15)
Transfer to development properties (Note 13)	-	-	(801)	-	-	-	-	(801)
Translation differences on consolidation	(246)	-	2,989	299	(417)	43	-	2,668
At 31 December 2021 and 1 January 2022	15,913	-	96,011	8,241	5,400	1,460	-	127,025
Charge for the year (Note 27)	4,171	-	7,017	1,851	5,424	247	-	18,710
Impairment loss (Note 27)	4,805	575	22,010	-	-	-	-	27,390
Written off during the year	-	-	(210)	(20)	(10)	-	-	(240)
Disposals	-	-	-	-	(15)	-	-	(15)
Reclassification	-	-	-	29	(29)	-	-	-
Translation differences on consolidation	(799)	(11)	(8,124)	(831)	(765)	(89)	-	(10,619)
At 31 December 2022	24,090	564	116,704	9,270	10,005	1,618	-	162,251
Carrying amounts								
At 31 December 2021	82,456	-	227,247	4,801	13,582	1,198	26,774	356,058
At 31 December 2022	157,266	27,207	338,933	6,936	18,595	933	23,262	573,132

NOTES TO THE FINANCIAL STATEMENTS

4. Property, plant and equipment (cont'd)

Company	Interests in leased assets (Note 34) \$'000	Equipment and furniture \$'000	Motor vehicles \$'000	Total \$'000
Cost				
At 1 January 2021	727	406	356	1,489
Additions	-	154	-	154
At 31 December 2021 and 1 January 2022	727	560	356	1,643
Additions	442	444	-	886
Written off during the year	(727)	(14)	-	(741)
At 31 December 2022	442	990	356	1,788
Accumulated depreciation				
At 1 January 2021	415	258	224	897
Charge for the year	208	145	50	403
At 31 December 2021 and 1 January 2022	623	403	274	1,300
Charge for the year	189	199	49	437
Written off during the year	(727)	(11)	-	(738)
At 31 December 2022	85	591	323	999
Carrying amounts				
At 31 December 2021	104	157	82	343
At 31 December 2022	357	399	33	789

(i) Impairment of assets

QBN Hotels

Following the Group's acquisition of 95% equity interest in QBN on 2 May 2022, the eleven hotels owned by QBN ("QBN Hotels"), all located in the Netherlands, are consolidated as property, plant and equipment of the Group with effect from that date. Goodwill arising from the acquisition amounted to \$40,240,000 (EUR 26,789,000) – see note 6 and note 30(a) for more details. For the purposes of impairment testing, such goodwill on acquisition has been allocated to the individual QBN Hotels which are separate cash generating units ("CGUs").

The estimated recoverable amounts of the CGUs were determined based on value-in-use of the individual hotels determined by management. The value-in-use calculation is a discounted cash flow model using cash flow projections for the next 10 years, based on the most recent forecasts approved by management covering five years (2023-2027) and five additional years based on a 2% growth rate (2028-2032). The terminal growth rate has been set at 0% for all the CGUs. The discounted cash flow models also took into account the probability of changes to cashflow projection, taking into consideration the rising interest rates, escalating energy costs and shortage of personnel within the hospitality sector. The discount rates applied are the estimated weighted average cost of capital of the CGU, and these are derived by management based on recent external valuation reports and taking into account relevant year-end market developments. The key assumptions are those relating to expected changes in average daily rates, occupancy rates and discount rates.

NOTES TO THE FINANCIAL STATEMENTS

4. Property, plant and equipment (cont'd)

(i) Impairment of assets (cont'd)

QBN Hotels (cont'd)

The estimated recoverable amount of some of the CGUs was determined to be lower than their carrying amount as at 31 December 2022. Accordingly, an impairment loss on goodwill amounting to \$15,763,000 (EUR10,810,000) and an impairment loss on property, plant and equipment amounting to \$12,599,000 (EUR8,640,000) in aggregate, was included as part of other expenses in the profit or loss for the year ended 31 December 2022. The impairment had resulted from the weaker operating performance of the hotels which has been affected by the increase in the energy costs in Europe, higher than budgeted capital expenditure in two hotels and higher discount rates due to increasing interest rates as compared to the outlook as at the date of acquisition.

The fair value measurement is categorised as Level 3 on the fair value hierarchy.

The following table shows the key unobservable inputs used in the valuation model:

Valuation technique	Key unobservable inputs	Inter-relationship between key unobservable inputs and fair value measurement
Hotel		
Discounted cash flow method	<ul style="list-style-type: none"> Occupancy rate: 54% to 83% (2021: Not applicable*) Average daily rate ("ADR"): EUR97 to EUR163 (2021: Not applicable*) Discount rate: 8% to 12.5% (2021: Not applicable*) 	A significant increase in occupancy rate and ADR, and a significant decrease in discount rate would result in a significantly higher fair value measurement and vice versa.

* QBN group was acquired by the Group on 2 May 2022, as such the comparatives are not applicable.

As at 31 December 2022, the carrying amount of each of the hotels that was impaired in FY2022 is the same as its recoverable amount. Therefore, any adverse movement in the key assumptions would lead to a further impairment.

Hampton by Hilton Utrecht Centraal Station & Crowne Plaza Utrecht Centraal Station

In 2022, based on management's assessment, an impairment loss amounting to \$5,395,000 (2021: \$9,538,000) included in other expenses, was made in relation to the Hampton by Hilton Utrecht Centraal Station & Crowne Plaza Utrecht Centraal Station hotels, both located in the Netherlands, and which are deemed to be one CGU. The impairment had resulted from the weaker operating performance of the hotels which have been affected by the increase in energy cost in Europe and higher discount rates due to increasing interest rates. The estimated recoverable amount of the hotels was based on the value-in-use of the hotels determined by management.

The fair value measurement is categorised as Level 3 on the fair value hierarchy.

NOTES TO THE FINANCIAL STATEMENTS

4. Property, plant and equipment (cont'd)

(i) Impairment of assets (cont'd)

The following table shows the key unobservable inputs used in the valuation model:

Valuation technique	Key unobservable inputs	Inter-relationship between key unobservable inputs and fair value measurement
Hotel		
Discounted cash flow method	<ul style="list-style-type: none"> Occupancy rate: 78% to 87% (2021: 60% to 76%) Average daily rate ("ADR"): EUR120 to EUR132 (2021: EUR91 to EUR106) Discount rate: 10.0% (2021: 8.8%) 	A significant increase in occupancy rate and ADR, and a significant decrease in discount rate would result in a significantly higher fair value measurement and vice versa.

Bilderberg Bellevue Hotel Dresden

In 2022, based on management's assessment, an impairment loss amounting to \$5,833,000 (2021: \$Nil) included in other expenses, was made in relation to the Bilderberg Bellevue Hotel Dresden, located in Germany. The impairment had resulted from the weaker operating performance of the hotel which has been affected by the increase in energy cost in Europe and higher discount rates due to increasing interest rates. The estimated recoverable amount of the hotel was based on the value-in-use of the hotel determined by management.

The fair value measurement is categorised as Level 3 on the fair value hierarchy.

The following table shows the key unobservable inputs used in the valuation model:

Valuation technique	Key unobservable inputs	Inter-relationship between key unobservable inputs and fair value measurement
Hotel		
Discounted cash flow method	<ul style="list-style-type: none"> Occupancy rate: 70% to 74% (2021: Not applicable) ADR: EUR114 to EUR122 (2021: Not applicable) Discount rate: 10.0% (2021: Not applicable) 	A significant increase in occupancy rate and ADR, and a significant decrease in discount rate would result in a significantly higher fair value measurement and vice versa

Bare shell hotel in Milan

In 2022, based on management's assessment, an impairment loss amounting to \$3,563,000 (2021: \$Nil) included in other expenses, was made in relation to the bare shell hotel located in Milan, Italy. The impairment had resulted from management's assessment of the recoverable value of the hotel which is based on estimated disposal value less cost of disposal.

NOTES TO THE FINANCIAL STATEMENTS

5. Investment properties

	Note	Group	
		2022 \$'000	2021 \$'000
At 1 January		125,204	97,942
Additions		56,670	-
Disposal		(449)	-
Gain in control of subsidiaries	30(f)	-	48,990
Fair value gain (net)	27	1,271	4,439
Lease incentives		5,241	(87)
Transfer to assets held-for-sale		-	(21,917)
Translation differences on consolidation		(12,603)	(4,163)
At 31 December		175,334	125,204

The investment properties as at 31 December 2022 and 31 December 2021 comprised two hotels in Amsterdam and adjoining car parks, a retail mall in Pudong, PRC ("Pudong Mall") (see below), and commercial and industrial properties in Dongguan, PRC. The investment properties are leased to third party tenants. Each of the leases contains rent indexed to consumer prices, some on an annual basis whilst others once every two to three years. The leases contain an initial non-cancellable period of one to twenty-five years. No contingent rents are charged on all the investment properties.

In 2022, the Group acquired Pudong Mall through a foreclosure auction held as part of the Group's debt recovery process in respect of a defaulted property financing loan to a third party secured on the retail mall amongst other collateral. Refer to Note 33 for more details.

In 2021, the Group transferred two investment properties to assets held-for-sale, one of which was disposed before the end of 2021 whilst the other was disposed on 25 April 2022. Refer to Note 31(b)(iii) and Note 14 respectively for more details.

Measurement of fair value

(i) Fair value hierarchy

The fair value measurement for investment properties of \$173,957,000 (2021: \$123,222,000) has been categorised as a Level 3 fair value based on the inputs to the valuation technique used. \$1,377,000 (2021: \$1,982,000) of the investment properties as at 31 December 2022 was categorised as a Level 2 fair value based on contracted sale prices.

The fair values of the investment properties as at 31 December 2022 were based on valuations undertaken by independent valuers. The fair values at the reporting date were based on market values, being the estimated amount for which a property could be exchanged on the date of the valuation between a willing buyer and a willing seller in an arm's length transaction after proper marketing wherein the parties had each acted knowledgeably, prudently and without compulsion.

The valuation of the investment properties was derived based on the discounted cash flow, income capitalisation and market comparable methods. The discounted cash flow method takes into consideration the estimated net rent (using the current and projected average rental rates and occupancy) and a discount rate applicable to the nature, location and type of asset. The income capitalisation approach takes into consideration the estimated net rent and a yield rate applicable to the nature, location and type of asset. The market comparable method takes into consideration the sales of similar properties that have been transacted in the open market adjusted for location, age, size and other factors, if applicable.

NOTES TO THE FINANCIAL STATEMENTS

5. Investment properties (cont'd)

Measurement of fair value (cont'd)

(i) Fair value hierarchy (cont'd)

Level 3 fair value

The following table shows a reconciliation of the beginning balance to the ending balance of investment properties for which fair value measurements are categorised under Level 3 of the fair value hierarchy.

	Group	
	2022 \$'000	2021 \$'000
At 1 January	123,222	96,055
Additions	56,670	-
Gain in control of subsidiaries	-	48,990
Fair value gain recognised in profit or loss – unrealised (net)	1,271	4,439
Lease incentives	5,241	(87)
Transfer to assets held-for-sale	-	(21,917)
Translation differences on consolidation	(12,447)	(4,258)
At 31 December	<u>173,957</u>	<u>123,222</u>

(ii) Valuation policies and procedures

Management of the Singapore-based corporate headquarters (“Group management”) oversees the Group’s financial reporting valuation process and is responsible for setting the Group’s valuation policies and procedures. In this regard, Group management reports to the Company’s Audit and Risk Committee.

For all significant financial reporting valuations using valuation models and significant unobservable inputs, it is the Group’s policy to engage external valuation experts who possess the relevant credentials and knowledge on the subject of valuation, valuation methodologies and IFRS 13 *Fair Value Measurement* guidance to perform the valuation.

For valuations performed by external valuation experts, the appropriateness of the valuation methodologies and assumptions adopted are reviewed along with the appropriateness and reliability of the inputs (including those developed internally by the Group) used in the valuations.

In selecting the appropriate valuation models and inputs to be adopted for each valuation that uses significant non-observable inputs, external valuation experts are requested to calibrate the valuation models and inputs to actual market transactions that are relevant to the valuation if such information are reasonably available.

Significant changes in fair value measurements from period to period are evaluated for reasonableness. Key drivers of the changes are identified and assessed for reasonableness against relevant information from independent sources, or internal sources if necessary and appropriate.

NOTES TO THE FINANCIAL STATEMENTS

5. Investment properties (cont'd)

Measurement of fair value (cont'd)

(iii) Valuation technique and key unobservable inputs

The following table shows the key unobservable inputs used in the valuation models:

Valuation technique	Key unobservable inputs	Inter-relationship between key unobservable inputs and fair value measurement
Discounted cash flow method	<ul style="list-style-type: none"> Exit yield of 6.5% (2021: 6.25%) Discount rate of 9.25% (2021: 8.5%) 	A significant decrease in exit yield and discount rate would result in a significantly higher fair value measurement and vice versa.
Income capitalisation method	<ul style="list-style-type: none"> Initial rental yield of 2.48% to 8.86% (2021: 2.56% to 8.79%) Market rent: RMB14 per sq m to RMB312 per sq m (2021: RMB14 per sq m to RMB37 per sq m) 	Market rent remains constant. A significant decrease in initial rental yield would result in a significantly higher fair value measurement and vice versa.
Market comparable method	<ul style="list-style-type: none"> Average sales price of RMB1,348 to RMB6,220 per sq m (2021: RMB1,175 to RMB5,688 per sq m) 	A significant increase in average sales prices would result in a significantly higher fair value measurement and vice versa.

6. Goodwill

	Note	Group 2022 \$'000
Cost		
At 1 January		-
Acquisition of subsidiaries	30	40,240
Translation differences on consolidation		(1,892)
At 31 December		<u>38,348</u>
Accumulated impairment		
At 1 January		-
Impairment loss	27	(15,763)
Translation differences on consolidation		289
At 31 December		<u>(15,474)</u>
Net book value		
At 1 January 2022		-
At 31 December 2022		<u>22,874</u>

As disclosed in Note 30(a), goodwill of \$40,240,000 (EUR26,789,000) was recorded on the acquisition of QBN on 2 May 2022, following a change in control over QBN as stipulated in the share purchase agreement. Prior to that, QBN was part of the Group's 33%-owned associated company, FSMC NL Property Group B.V..

NOTES TO THE FINANCIAL STATEMENTS

6. Goodwill (cont'd)

Impairment assessment of goodwill

For the purposes of impairment testing, such goodwill on acquisition has been allocated to the individual QBN Hotels which are separate cash generating units ("CGUs"). Please refer to Note 4 for the key assumptions used in the estimation of the recoverable amount.

7. Subsidiaries

	Company	
	2022 \$'000	2021 \$'000
Investment in subsidiaries, at cost	1,645,549	1,239,341
Less: Impairment loss	(9,358)	(76,680)
	1,636,191	1,162,661

Impairment of investment in subsidiaries

Management performed an impairment review of its investment in subsidiaries with indicators of impairment and the Company reversed an impairment loss amounting to \$67,322,000 for the year ended 31 December 2022.

The Company assessed the recoverable amount of its investment in subsidiaries based on fair value less estimated cost of disposal.

Details of significant subsidiaries are as follows:

Name of subsidiaries	Principal activity	Principal place of business/ Country of incorporation	Effective equity interest held by the Group	
			2022 %	2021 %
<i>Held through subsidiaries</i>				
** Chengdu Gaeronic Real Estate Co., Ltd ("CDRE")	Property development, property investment, and investment holding	PRC	100	100
** Chengdu Millennium Zhong Ren Real Estate Co., Ltd	Property development, hotel ownership and operations, and property investment	PRC	100	100
** Chengdu Yong Chang Real Estate Co., Ltd ("CDYC")	Property development and property investment	PRC	100	100
** Dongguan East Sun Limited ⁽ⁱ⁾	Property investment and investment holding	PRC	90	90
** Dongguan East Sun No. 2 Property Management Co., Ltd. ⁽ⁱ⁾	Property investment and property management	PRC	90	90
** Dongguan East Sun No. 3 Property Management Co., Ltd. ^{(i), (ii)}	Property investment and property management	PRC	-	90

NOTES TO THE FINANCIAL STATEMENTS

7. Subsidiaries (cont'd)

Name of subsidiaries	Principal activity	Principal place of business/ Country of incorporation	Effective equity interest held by the Group	
			2022 %	2021 %
<i>Held through subsidiaries (cont'd)</i>				
** Dongguan East Sun No. 6 Property Management Co., Ltd. ⁽ⁱ⁾	Property investment and property management	PRC	90	90
**** Concord Focus Development Limited ("Concord")	Investment holding	Hong Kong	60	60
** Dongguan Kanghe Property Management Consulting Services Co., Ltd	Property investment and property development	PRC	60	60
** Dongguan Shouye Investment Consultancy Co., Ltd. ("Shouye")	Property investment and property management	PRC	49.5^(viii)	49.5 ^(viii)
** First Sponsor (Guangdong) Group Limited ("FSGD")	Investment holding	PRC	100	100
* FS Euro Pte. Ltd.	Investment holding	Singapore	100	100
^ FS Milan Property 1 S.r.l	Hotel ownership and operations	Italy	100	100
^ FS NL Amstel Development 16 B.V.	Hotel ownership	The Netherlands	100	100
^ FS NL Property 2 B.V.	Property investment	The Netherlands	100	100
^ FS NL Zuidoost Property 11 B.V.	Property investment and property development	The Netherlands	100	100
^ FS NL Zuid Property 12 B.V.	Property investment and property development	The Netherlands	100	100
^ FSE Propco 2 GmbH	Hotel ownership	Germany	94.9	94.9
** Guangzhou Panyu Chuang's Real Estate Development Co., Ltd. ("GZPY") ⁽ⁱⁱⁱ⁾	Property development	PRC	95	95
** Guangzhou Kaixiang Property Management Co., Ltd. ("Kaixiang") ^(iv)	Property management	PRC	95	95
** FS Dongguan No.12 Real Estate Development Co., Ltd. ("FSDG No. 12") ^(v)	Property development	PRC	100	–
** Shanghai Sigma Enterprise Co., Ltd ^(vi)	Property financing and property investment	PRC	100	100

NOTES TO THE FINANCIAL STATEMENTS

7. Subsidiaries (cont'd)

Name of subsidiaries	Principal activity	Principal place of business/ Country of incorporation	Effective equity interest held by the Group	
			2022 %	2021 %
<i>Held through subsidiaries (cont'd)</i>				
*** Queens Bilderberg (Nederland B.V.) ^(vii)	Investment holding	The Netherlands	95	31.4
*** Hotel De Bovenste Molen B.V. ^(vii)	Hotel operations and hotel ownership	The Netherlands	95	31.4
*** RE De Bilderberg B.V. ^(vii)	Hotel ownership	The Netherlands	95	31.4
*** Bilderberg Garderen B.V. ^(vii)	Hotel operations and hotel ownership	The Netherlands	95	31.4
*** RE – Bilderberg Amsterdam B.V. ^(vii)	Hotel ownership	The Netherlands	95	31.4
*** RE Keizerskroon B.V. ^(vii)	Hotel ownership	The Netherlands	95	31.4
*** RE Europa B.V. ^(vii)	Hotel ownership	The Netherlands	95	31.4
*** RE – Parkhotel B.V. ^(vii)	Hotel ownership	The Netherlands	95	31.4
*** Bilderberg Barneveld B.V. ^(vii)	Hotel operations and hotel ownership	The Netherlands	95	31.4
*** Bilderberg Zwolle B.V. ^(vii)	Hotel operations and hotel ownership	The Netherlands	95	31.4
*** Chateau Holtmühle Beheer B.V. ^(vii)	Hotel ownership	The Netherlands	95	31.4
*** Dolce Vaalsbroek B.V. ^(vii)	Hotel ownership	The Netherlands	95	31.4
^ FS NL Property 20 B.V.	Property development and property investment	The Netherlands	100	–

NOTES TO THE FINANCIAL STATEMENTS

7. Subsidiaries (cont'd)

- * Audited by Ernst & Young Singapore.
- ** Audited by other member firms of Ernst & Young International for group reporting purpose.
- *** Audited by other firms of auditors.
- **** Audited by other member firms of Ernst & Young International.
- ^ Not subject to audit by law of country of incorporation.
- (i) The 90% equity interest in Dongguan East Sun Limited ("East Sun") and its subsidiaries (collectively, "East Sun Entities") was consolidated from 31 March 2021 due to the gain in control on that date. Refer to Note 30(f) for details.
- (ii) The 90% equity interest in Dongguan East Sun No. 3 Property Management Co., Ltd. ("East Sun No. 3") was disposed on 25 April 2022. Refer to Note 14 for details.
- (iii) The 95% effective equity interest in GZPY was acquired on 14 May 2021. Refer to Note 30(d) for details.
- (iv) The 95% equity interest in Kaixiang was acquired on 21 May 2021. Refer to Note 30(e) for details.
- (v) FSDG No. 12 was incorporated on 19 September 2022.
- (vi) Held by CDYC, FS Dongguan No. 3 Pte. Ltd., CDRE and FSGD in the proportion of 9.1%, 36.4%, 9.1% and 45.4% respectively.
- (vii) The 95% effective shareholding interest was acquired from FSMC, an indirect 33%-owned associated company on 2 May 2022. Prior to that, the entity was an associated company of the Group with an effective shareholding of 31.4%. Refer to Note 30(a) for more details.
- (viii) The Group's effective stake in Shouye is held via a 51%-owned subsidiary, FS Dongguan No. 6 Investment Consultancy Co., Ltd., which in turn owns 97% equity interest in Shouye.

Interest in subsidiaries with material non-controlling interests

The Group has the following subsidiaries that have non-controlling interests ("NCI") that are material to the Group.

Name of subsidiary	Principal place of business	Proportion of ownership interest held by NCI	Profit allocated to NCI during the year \$'000	Accumulated NCI at the end of year \$'000
2022				
Concord and its subsidiary	Hong Kong	40%	8,067	42,554
2021				
Concord and its subsidiary	Hong Kong	40%	8,861	40,557

NOTES TO THE FINANCIAL STATEMENTS

7. Subsidiaries (cont'd)

Summarised financial information of subsidiaries with material non-controlling interests

Summarised financial information before intercompany eliminations of the subsidiaries with material NCI are as follows:

Summarised statement of financial position

	Concord and its subsidiary	
	2022	2021
	\$'000	\$'000
Current		
Assets	184,115	366,536
Liabilities	(84,429)	(272,109)
Net current assets	99,686	94,427
Non-current		
Assets	6,711	6,984
Liabilities	(13)	(18)
Net non-current assets	6,698	6,966
Net assets	106,384	101,393

Summarised statement of comprehensive income

	Concord and its subsidiary	
	2022	2021
	\$'000	\$'000
Revenue	164,042	318,875
Cost of sales	(93,001)	(222,645)
Administrative expenses	(1,133)	(1,532)
Selling expenses	(1,735)	(1,279)
Other operating expense	(5,146)	(5,806)
Net finance income/(expense)	50	(1,009)
Profit before income tax	63,077	86,604
Income tax expense	(42,910)	(64,452)
Profit after tax	20,167	22,152
Other comprehensive income	-	-
Total comprehensive income	20,167	22,152

Summarised statement of cash flows

	Concord and its subsidiary	
	2022	2021
	\$'000	\$'000
Operating	(70,055)	99,462
Investing	-	(15,593)
Financing	1,618	(41,580)
Net (decrease)/increase in cash and cash equivalents	(68,437)	42,289

NOTES TO THE FINANCIAL STATEMENTS

8. Interests in and balances with associates and joint ventures

	Note	Group		Company	
		2022 \$'000	2021 \$'000	2022 \$'000	2021 \$'000
Interests in associates		840,418	856,292	11	11
Interests in joint ventures		279,649	171,243	9,669	9,669
Total interests in associates and joint ventures		1,120,067	1,027,535	9,680	9,680
Balances with associates and joint ventures					
Financial assets measured at fair value through profit or loss - debt securities	10	120,782	186,206	-	-
Loans to associates (trade)	12	294,729	553,738	-	-
Loans to joint ventures (trade)	12	134,609	51,052	-	-
Amounts due from an associate (trade)	12	10,082	9,122	-	-
Amounts due from associates (non-trade)	12	5,522	9,978	5	-
Loans to joint ventures (non-trade)	12	268,114	255,120	-	-
Amounts due to associates (non-trade)	19	(759,457)	(557,015)	-	-
Amounts due to joint ventures (non-trade)	19	(71,491)	(105,525)	(9,107)	(9,803)

The loans to associates (trade) by the Group as at 31 December 2022 are unsecured, interest-bearing with interest rates ranging between 2.85% and 7.5% (2021: 4.7% and 8.9%) per annum and will mature between 2024 to 2027 (2021: 2023 to 2027).

The loans to joint ventures (trade) as at 31 December 2022 consist of:

- (a) a loan to an 18%-held joint venture amounting to \$86,940,000 (RMB450,000,000) which is secured by (i) 72% equity interest held by two third party partners in the joint venture, (ii) corporate guarantees from these parties and their related companies, and (iii) personal guarantees from senior management and ultimate beneficial owners of the joint venture partners. The loan was interest bearing at 13.8% per annum and was due to mature on 31 December 2022. It has since been extended to 30 September 2023 at a higher interest rate of 14.8% per annum to be effective from 1 January 2023. No change was made to the collateral on the loan.
- (b) unsecured loans to a 50%-owned joint venture amounting to \$47,669,000 (EUR33,300,000) in aggregate as at 31 December 2022 (2021: \$51,052,000). The loans bear interest ranging from 1.4% to 7.5% per annum and will mature in 2024 and 2025. Refer to Note 12 for the movement in allowance for expected credit losses.

The non-trade loans to joint ventures as at 31 December 2021 are interest-free and comprise:

- (a) a loan to a 36%-held joint venture amounting to \$148,820,000 (RMB700,000,000). \$89,292,000 (RMB420,000,000) of the loan was secured by (i) 40% equity interest in the joint venture held by the largest third party 60% equity holder in the joint venture, and (ii) corporate guarantees from this third party joint venture partner and its related companies. The loan has since been fully settled in 2022.
- (b) a loan to an 18%-held joint venture amounting to \$106,300,000 (RMB500,000,000) which is due in March 2022. \$85,040,000 (RMB400,000,000) of the loan is secured by (i) 72% equity interest held by two third party partners in the joint venture, (ii) corporate guarantees from these parties and their related companies, and (iii) personal guarantees from senior management and ultimate beneficial owners of the joint venture partners. RMB50,000,000 of the loan was repaid on maturity in March 2022 whilst the remaining balance of \$86,940,000 (RMB450,000,000) was refinanced to become an interest-bearing loan (see above for more details).

NOTES TO THE FINANCIAL STATEMENTS

8. Interests in and balances with associates and joint ventures (cont'd)

Other than that as disclosed above, the remaining non-trade amounts due from associates and a joint venture are unsecured, interest-free, and repayable on demand.

The non-trade amounts due to associates and a joint venture are unsecured, interest-free and repayable on demand.

Details of significant associates are as follows:

	Name of associates	Principal activity	Principal place of business/Country of incorporation	Effective equity interest held by the Group	
				2022 %	2021 %
<i>Held by the Company</i>					
^	FS Dongguan Investment Holdings Limited ("FSDIH")	Investment holding	British Virgin Islands	30	30
<i>Held through subsidiaries</i>					
*	Dongguan Baozhu Industrial Investment Co., Ltd. ("DGBI")	Property investment and investment holding	PRC	27	27
*	Dongguan China Railway Poly Industrial Development Co., Ltd ("DGGT") ⁽ⁱ⁾	Property development, property investment, hotel and property management	PRC	17.3	17.3
*	Dongguan East Sun No. 1 Property Management Co., Ltd. ("East Sun No. 1") ⁽ⁱⁱ⁾	Property investment and property management	PRC	49.5	49.5
^	FS GBA JV Limited	Investment holding	British Virgin Islands	49.9	49.9
*	FSMC NL Property Group B.V.	Property development, property investment, hotel ownership and operations and investment holding	The Netherlands	33	33
^	FSMCR Hilton Rotterdam B.V.	Investment holding	The Netherlands	33	33
^	NL Property 1 B.V.	Property investment	The Netherlands	33	33
^	v5 Pitt Street Trust	Property development	Australia	39.9	39.9

^ Not subject to audit by law of country of incorporation.

* Audited by other firms of auditors.

(i) Proportion of ownership interest held by the Group in DGGT is 35% (2021: 35%) as at 31 December 2022. The Group's effective interest in DGGT is 17.3% (2021: 17.3%) as at 31 December 2022.

(ii) Refer to Note 31(b)(iii) for details.

The Group has not recognised losses relating to certain associates where its share of losses in these associates exceeds the Group's interest in these companies. The Group's cumulative share of unrecognised losses at the end of the financial year was \$1,387,000 (2021: \$296,000). The Group has no obligation in respect of these losses.

NOTES TO THE FINANCIAL STATEMENTS

8. Interests in and balances with associates and joint ventures (cont'd)

The following summarises the financial information of each of the Group's material associates based on their respective (consolidated) financial statements prepared in accordance with IFRS, modified for fair value adjustments on acquisition and differences in the Group's accounting policies. The table also analyses, in aggregate, the carrying amount and share of profit and other comprehensive income of the remaining individually immaterial associates.

	Associate DGBI \$'000	Associate DGGT \$'000
2022		
Revenue	726,787	-
Profit/(loss) from continuing operations	143,369	(4,627)
Attributable to investee's shareholders	143,369	(4,627)
Other comprehensive income	(67,496)	(132,791)
Total comprehensive income	75,873	(137,418)
Non-current assets	279	4,023
Current assets	1,074,303	3,238,523
Non-current liabilities	(52)	(851,870)
Current liabilities	(348,698)	(1,069,971)
Net assets	725,832	1,320,705
Non-controlling interests	-	-
Net assets attributable to the owners of the Company (100%)	725,832	1,320,705
Proportion of the Group's ownership	27%	35%
Group's share of net assets	195,975	462,247

	Associate DGBI \$'000	Associate DGGT \$'000	Immaterial associates \$'000	Total \$'000
2022				
Group's interest in net assets of investees at beginning of the year	175,489	510,343	170,460	856,292
Group's share of:				
- profit/(loss) from continuing operations	38,710	(1,619)	7,956	45,047
- other comprehensive income	(18,224)	(46,477)	(16,534)	(81,235)
Total comprehensive income	20,486	(48,096)	(8,578)	(36,188)
Group's contribution during the year	-	-	20,314	20,314
Carrying amount of interest in investees at end of the year	195,975	462,247	182,196	840,418

NOTES TO THE FINANCIAL STATEMENTS

8. Interests in and balances with associates and joint ventures (cont'd)

	Associate FSDIH \$'000	Associate DGGT \$'000
2021		
Revenue	858,360	-
Profit/(loss) from continuing operations	58,940	(7,697)
Attributable to investee's shareholders	58,940	(7,697)
Other comprehensive income	55,237	60,589
Total comprehensive income	114,177	52,892
Non-current assets	27,746	2,893
Current assets	849,262	2,915,831
Non-current liabilities	-	(790,787)
Current liabilities	(523,083)	(669,814)
Net assets	353,925	1,458,123
Non-controlling interests	(3,147)	-
Net assets attributable to the owners of the Company (100%)	350,778	1,458,123
Proportion of the Group's ownership	30%	35%
Group's share of net assets	105,233	510,343

* As at 31 December 2022, based on management's assessment, FSDIH is no longer considered to be material to the Group.

	Associate FSDIH \$'000	Associate DGGT \$'000	Immaterial associates \$'000	Total \$'000
2021				
Group's interest in net assets of investees at beginning of the year	70,981	254,708	203,307	528,996
Group's share of:				
- profit/(loss) from continuing operations	17,682	(2,694)	4,952	19,940
- other comprehensive income	16,571	21,206	4,854	42,631
Total comprehensive income	34,253	18,512	9,806	62,571
Group's contribution during the year	-	237,123	10,915	248,038
Capital reduction during the year	-	-	(479)	(479)
Reduction of interests in a subsidiary to become an associate	-	-	17,166	17,166
Carrying amount of interest in investees at end of the year	105,234	510,343	240,715	856,292

* As at 31 December 2022, based on management's assessment, FSDIH is no longer considered to be material to the Group.

NOTES TO THE FINANCIAL STATEMENTS

8. Interests in and balances with associates and joint ventures (cont'd)

Details of significant joint ventures are as follows:

	Name of joint ventures	Principal activity	Principal place of business/Country of incorporation	Effective equity interest held by the Group	
				2022 %	2021 %
<i>Held through subsidiaries</i>					
^	FSCT DE Property 1 Real Estate GmbH & Co. KG	Property investment	Germany	50	50
*	Dongguan Tianye Industrial Investment Development Co., Ltd. ("DGTY") ⁽ⁱ⁾	Property investment and property development	PRC	36	36
*	Dongguan Wan Li Group Limited ("Wan Li") ⁽ⁱⁱ⁾	Property investment and investment holding	PRC	44.1	44.1
*	Dongguan Wan Li No. 1 Property Management Co., Ltd. ("Wan Li No. 1") ⁽ⁱⁱⁱ⁾	Property investment and investment holding	PRC	44.1	44.1
*	Shenzhen Heshuntongye Industrial Co., Ltd. ("SZHS") ^(iv)	Refer to (iv)	PRC	18	18
*	Dongguan Jiuyuan Cuilong Property Investment Co., Ltd. ("DGJY") ^(v)	Property investment and property development	PRC	46.6	-
*	Dongguan Hongyue Industrial Investment Co., Ltd. ("DGHY") ^(vi)	Property investment and property development	PRC	27	-
*	FS Dongguan Xingcheng Real Estate Development Co., Ltd. ("DGXC") ^(vii)	Property investment and property development	PRC	50	-

^ Not subject to audit by law of country of incorporation.

* Audited by other firms of auditors.

(i) On 28 July 2021, the Group acquired a 36% equity interest in DGTY, a joint venture company which owns and is undertaking the development of a piece of land at Humen Town of Dongguan in the PRC, namely the Humen Central Mansion project.

(ii) Refer to Note 31(b)(i) for details.

(iii) Refer to Note 31(b)(ii) for details.

(iv) On 27 January 2021, the Group acquired an 18% equity interest in SZHS, a joint venture company which will redevelop a plot of land in Fenggang, Dongguan in the PRC upon the successful resettlement of existing inhabitants on the land and the procurement of the re-zoning approval.

(v) On 26 July 2022, a wholly-owned subsidiary of the Group acquired a 49.0% equity interest in DGJY, a joint venture company which owns and is undertaking the development of a piece of land in Dongguan in the PRC, namely the Dalingshan Cuilong Bay project. The Group's interest in the subsidiary was diluted to 95% on 9 August 2022.

NOTES TO THE FINANCIAL STATEMENTS

8. Interests in and balances with associates and joint ventures (cont'd)

(vi) On 6 September 2022, an indirect 67.5%-owned subsidiary of the Group acquired a 40.0% equity interest in DGHY, a joint venture company which owns and is undertaking the development of a piece of land in Dongguan in the PRC, namely the Wanjiang Luwan Garden project.

(vii) On 21 September 2022, the Group acquired a 49% equity interest in DGXC, a joint venture company which owns and is undertaking the development of a piece of land in Dongguan in the PRC, namely Shijie project.

The Group has not recognised losses relating to joint ventures where its share of losses of the joint ventures exceeds the Group's interest in these joint ventures. The Group's cumulative share of unrecognised losses at the end of the reporting year was \$8,947,000 (2021: \$6,784,000). The Group has no obligation in respect of these losses.

The following summarises, in aggregate, the financial information of the Group's interests in joint ventures, based on the amounts reported in the Group's consolidated financial statements.

	2022 \$'000	2021 \$'000
Carrying amounts of interests in joint ventures	<u>279,649</u>	<u>171,243</u>
Group's share of:		
- loss from continuing operations	(4,988)	(8,865)
- other comprehensive income	(22,691)	4,895
Total comprehensive income	<u>(27,679)</u>	<u>(3,970)</u>

9. Derivative assets and liabilities

	Group and Company	
	2022 \$'000	2021 \$'000
Derivative assets		
Cross currency swaps	75,136	25,590
Foreign currency swaps	63,437	19,745
Foreign currency forward contracts	30,809	7,208
	<u>169,382</u>	<u>52,543</u>
Non-current	113,440	46,209
Current	55,942	6,334
	<u>169,382</u>	<u>52,543</u>
Derivative liabilities		
Cross currency swaps	(136)	(25,779)
Foreign currency swaps	-	(3,435)
Foreign currency forward contracts	(298)	(746)
	<u>(434)</u>	<u>(29,960)</u>
Non-current	(354)	(24,584)
Current	(80)	(5,376)
	<u>(434)</u>	<u>(29,960)</u>

NOTES TO THE FINANCIAL STATEMENTS

9. Derivative assets and liabilities (cont'd)

As part of the Group's strategy to manage its exposure to fluctuation in Euros ("EUR") and Australian Dollars ("A\$") against \$ arising from its operations in Europe and Australia respectively, the Group has entered into various financial derivatives involving cross currency swap contracts ("CCSs"), foreign currency swaps ("FCSs") and foreign currency forward contracts ("FXFs") with financial institutions. The Group has managed its currency exposure to Euro and A\$ by financing all its Dutch, German and Australian acquisitions with a combination of Euro or A\$-denominated borrowings and/or financial derivatives whereby the end result is to achieve a corresponding Euro or A\$ liability.

The Group has partially managed its exposure to fluctuation in Renminbi ("RMB") against \$ arising from its PRC operations through the execution of offshore Chinese Yuan ("CNH") CCSs, FCSs, FXFs and/or drawing CNH-denominated borrowings whereby the end result is to achieve a corresponding RMB liability.

The total notional amount of the various outstanding financial derivative contracts as at 31 December 2022 amounted to \$1,856,579,000 (2021: \$1,903,917,00), comprising EUR807,425,000, A\$77,164,000, US\$72,709,000 and CNH2,757,870,000 (2021: EUR721,875,000, A\$26,061,000, US\$121,146,000 and CNH2,857,870,000) with remaining tenures of between approximately four months to 51 months (2021: three months to five years). Under these contracts, the Group would pay the fixed notional amounts denominated in EUR, A\$, US\$ and CNH and receive fixed amounts of \$1,925,861,000 and US\$88,068,000 in aggregate (2021: \$1,574,738,000 and US\$266,993,000) on the maturity dates of the financial derivatives. It would also have to pay the fixed notional amount of \$113,746,000 and receive a fixed amount denominated in EUR.

10. Other investments

	Note	Group	
		2022 \$'000	2021 \$'000
Non-current			
Financial assets measured at fair value through profit or loss			
- equity securities		14,512	15,786
- debt securities	8	120,782	186,206
		135,294	201,992

As at 31 December 2022 and 2021, the financial assets measured at fair value through profit or loss comprised:

- (a) four 3-year Singapore Dollar denominated junior convertible bonds ("JCBs") with aggregate principal value of \$96,818,000 (2021: \$96,818,000) yielding a coupon of 15% per annum due in 2024, which the Group had subscribed from a 49.9%-held associate in 2021. The JCBs are secured, among others, by (a) 50.1% equity interest in the associate, (b) corporate guarantees and funding undertakings from various third parties including the ultimate holding company of the associate, which is a Hong Kong listed company and, (c) equity interest in two holding companies which own a majority stake in two Dongguan development projects;
- (b) a 3-year Singapore Dollar denominated senior convertible bond ("SCB") with a principal value of \$23,964,000 (2021: \$89,388,000) yielding a coupon of 12% per annum due in April 2024, which the Group had subscribed from the same 49.9%-held associate in 2021. The SCB is secured on the same collaterals as those pledged to the holders of the JCBs mentioned in (a) above; and
- (c) quoted equity investments of \$14,512,000 (2021: \$15,786,000).

Information about the Group's exposure to credit and market risks, and fair value measurement, is included in Note 33.

NOTES TO THE FINANCIAL STATEMENTS

11. Deferred tax assets/(liabilities)

Movements in deferred tax assets and liabilities of the Group (prior to offsetting of balances) during the year are as follows:

Group	At 1 January 2021	Recognised in profit or loss (Note 28)	Dilution of interest in a subsidiary	Acquisition of subsidiaries (Note 30)	Transfer to liabilities held-for-sale (Note 14)	Transfer \$'000	Translation differences on consolidation \$'000	At 31 December 2021	Recognised in profit or loss (Note 28)	Acquisition of subsidiaries (Note 30)	Translation differences on consolidation \$'000	At 31 December 2022
	\$'000	\$'000	\$'000	\$'000	\$'000	\$'000	\$'000	\$'000	\$'000	\$'000	\$'000	\$'000
Deferred tax assets												
Development properties	3,501	(1,821)	-	-	-	200	146	2,026	4,856	-	(381)	6,501
Property, plant and equipment	16,872	23	-	-	(200)	-	703	17,398	311	-	(1,538)	16,171
Contract liabilities	3,268	(2,306)	-	-	-	-	113	1,075	(617)	-	(65)	393
Receipts in advance	2,067	(306)	-	-	-	-	97	1,858	(1,725)	-	(82)	51
Trade, other receivables and prepaid taxes	3,542	6,567	-	-	-	-	327	10,436	3,930	-	(1,175)	13,191
Others	284	(286)	-	-	-	-	8	6	-	-	-	6
Tax losses	1,063	(572)	-	5,187	-	-	169	5,847	840	-	(587)	6,100
Total	30,597	1,299	-	5,187	-	-	1,563	38,646	7,595	-	(3,828)	42,413
Deferred tax liabilities												
Property, plant and equipment	-	-	-	-	-	-	-	-	1,419	(47,742)	2,218	(44,105)
Investment properties	(6,143)	(530)	1,948	(11,818)	3,014	-	(53)	(13,582)	(2,707)	-	1,187	(15,102)
Development properties	(876)	(451)	-	-	-	-	50	(1,277)	(430)	-	92	(1,615)
Other investments	(4,048)	4,158	-	-	-	-	(110)	-	-	-	-	-
Receipts in advance	(1)	1	-	-	-	-	-	-	-	-	-	-
Others	-	-	-	-	-	-	-	-	(452)	-	25	(427)
Total	(11,068)	3,178	1,948	(11,818)	3,014	-	(113)	(14,859)	(2,170)	(47,742)	3,522	(61,249)

Deferred tax is recognised in respect of temporary differences between the carrying amounts of assets and liabilities for financial reporting purposes and the amount used for taxation purposes. The nature of temporary differences as at 31 December 2022 and 2021 included differences in depreciation for tax purposes and financial reporting purposes, revaluations to fair value, impairment of property, plant and equipment, contract liabilities and others.

NOTES TO THE FINANCIAL STATEMENTS

11. Deferred tax assets/(liabilities) (cont'd)

Deferred tax liabilities and assets are offset when there is legally enforceable right to set off current tax assets against current tax liabilities and when the deferred taxes relate to the same taxation authority. The amounts, determined after appropriate offsetting, are included in the statements of financial position as follows:

	Group	
	2022	2021
	\$'000	\$'000
Deferred tax assets	40,414	37,419
Deferred tax liabilities	(59,250)	(13,632)

Unrecognised temporary differences relating to investments in subsidiaries

At the end of the year ended 31 December 2022 and 2021, no deferred tax liability has been recognised for taxes that would be payable on the undistributed earnings of the Group's subsidiaries in the PRC as the Group has determined that such undistributed earnings of its subsidiaries in the PRC will not be distributed in the foreseeable future.

Such temporary differences for which no deferred tax liability has been recognised aggregated to \$590,958,000 as at 31 December 2022 (2021: \$487,866,000). The deferred tax liability thereon is estimated to be \$29,548,000 (2021: \$28,153,000).

Unrecognised deferred tax assets

Deferred tax assets have not been recognised in respect of the following items as at the end of the financial year ended 31 December:

	Group	
	2022	2021
	\$'000	\$'000
Tax losses	93,044	88,227
Interest carry forward	35,928	32,105
Deductible temporary differences	21,683	19,476
Total	150,655	139,808

The tax losses, interest carry forward and deductible temporary differences are subject to agreement by the tax authorities and compliance with tax regulations in the respective countries in which certain subsidiaries operate.

Deferred tax assets have not been recognised in respect of the above items because it is not probable that future taxable profit will be available against which the Group can utilise the benefits therefrom.

According to tax legislation as of 31 December, the expiry dates of the tax losses are as follows:

	Group	
	2022	2021
	\$'000	\$'000
Expiry date:		
- Between 2 to 5 years	6,796	7,178
- After 5 years	-	-
- Indefinite	86,248	81,049
	93,044	88,227

NOTES TO THE FINANCIAL STATEMENTS

11. Deferred tax assets/(liabilities) (cont'd)

Unrecognised deferred tax assets (cont'd)

Pursuant to new tax legislation in the Netherlands that became effective on 1 January 2021, tax losses of Dutch entities no longer have any expiry period from that date. Accordingly, \$36,515,000 of tax losses as at 31 December 2021 was classified as tax losses with an indefinite expiry date.

With effect from 1 January 2022, under new Dutch tax loss utilization rules, losses can only be fully deducted (on an annual basis) up to an amount of EUR 1 million plus 50% of the taxable profit that exceeds EUR 1 million.

Interest carry forward may be carried forward indefinitely and in unlimited amounts. The deductible temporary differences do not expire under current tax legislation in the respective countries.

12. Trade and other receivables

	Note	Group		Company	
		2022 \$'000	2021 \$'000	2022 \$'000	2021 \$'000
Trade receivables	(i)	63,312	365,412	-	-
Interest receivables (trade)		4,373	15,319	-	-
Loans to associates (trade)	8	294,729	553,738	-	-
Loans to joint ventures (trade)	8	140,621	57,491	-	-
Amounts due from associates (trade)	8	10,082	9,122	-	-
Amounts due from associates (non-trade)	8	5,522	9,978	5	-
Loans to joint ventures (non-trade)	8	268,114	255,120	-	-
Amount due from an affiliate of a non-controlling interest of a subsidiary (non-trade)	(ii)	34,776	38,268	-	-
Amounts due from non-controlling interests of subsidiaries (non-trade)	(iii)	59,432	62,333	-	-
Non-trade amounts due from subsidiaries	(iv)	-	-	982,937	1,463,164
Security deposits	(v)	234	15,752	-	-
Advance payment to contractors		13,974	37,395	-	-
Other receivables		17,433	16,615	6,108	3,178
		912,602	1,436,543	989,050	1,466,342
Less: Allowance for expected credit losses		(31,495)	(6,913)	-	-
		881,107	1,429,630	989,050	1,466,342
Prepayments	(vi)	15,953	8,278	140	61
		897,060	1,437,908	989,190	1,466,403

NOTES TO THE FINANCIAL STATEMENTS

12. Trade and other receivables (cont'd)

	Group		Company	
	2022 \$'000	2021 \$'000	2022 \$'000	2021 \$'000
Non-current	370,017	491,775	-	105,733
Current	527,043	946,133	989,190	1,360,670
	897,060	1,437,908	989,190	1,466,403

- (i) Trade receivables as at 31 December 2022 included \$24,036,000 property financing loan receivables (2021: \$214,261,000), bearing interest that ranged from 6.0% to 12.0% (2021: 3.0% to 15.4%) per annum and \$Nil (2021: \$148,820,000) which is interest-free. All loan receivables at 31 December 2022 and 31 December 2021 are secured.
- (ii) The amount due from an affiliate of a non-controlling interest of a subsidiary as at 31 December 2022 and 31 December 2021 is unsecured, interest-free and repayable on demand.
- (iii) The year-end balance consists of:
- an unsecured loan to a non-controlling interest of a subsidiary amounting to \$22,152,000. This loan bears interest at 9.42% per annum as at 31 December 2022 (2021: 6.5%). The loan has become interest-free with effect from 1 January 2023 and is repayable on demand; and
 - unsecured interest-free advances to non-controlling interests of the Group of \$37,280,000 (2021: \$40,056,000) which are repayable on demand.
- (iv) The non-trade amounts due from subsidiaries as at 31 December 2022 are unsecured interest-free and repayable on demand. The balance as at 31 December 2021 included \$105,733,000 which bore an interest ranging from 1.6% to 4.8% per annum and matured from 2023 to 2024.
- (v) The balance as at 31 December 2021 included \$15,436,000 deposit paid by the Group in respect of the purchase of office spaces developed by associates of the Group.
- (vi) Prepayments of the Group as at 31 December 2022 included prepaid taxes of \$14,728,000 (2021: \$6,943,000).

The movement in allowance for expected credit losses from trade and other receivables computed based on lifetime expected credit losses ("ECL") was as follows:

	2022 \$'000	2021 \$'000
At 1 January	6,913	-
Provision for expected credit losses (Note 27)	26,557	6,786
Translation differences	(1,975)	127
At 31 December	31,495	6,913

Please refer to Note 33 for details of the ECL assessment of the Group.

NOTES TO THE FINANCIAL STATEMENTS

13. Development properties

	Group	
	2022 \$'000	2021 \$'000
Properties under development-for-sale	837,663	629,744
Completed properties for sale	105,635	86,890
Leasehold land (Note 34)	16,017	-
	<u>959,315</u>	<u>716,634</u>
Allowance for write-down	(26,366)	(11,955)
	<u>932,949</u>	<u>704,679</u>

The movement in the allowance for write-down in respect of development properties during the year is as follows:

	Group	
	2022 \$'000	2021 \$'000
At 1 January	11,955	5,861
Allowance made (Note 27)	16,441	10,890
Transfer from property, plant and equipment (Note 4)	-	801
Utilised	-	(6,297)
Translation difference	(2,030)	700
At 31 December	<u>26,366</u>	<u>11,955</u>
Interest expense capitalised in properties under development during the year (Note 26)	<u>10,560</u>	<u>16,703</u>

The interest capitalised in development properties during the financial year ended 31 December 2022 ranged from 1.7% to 4.8% (2021: 4.3% to 4.8%) per annum.

Project-related staff costs amounting to \$2,771,000 were also capitalised in development properties during the financial year ended 31 December 2022 (2021: \$2,366,000).

During the financial year ended 31 December 2022, development properties recognised in cost of sales amounted to \$115,123,000 (2021: \$295,226,000).

Management assesses properties under development-for-sale for impairment based on their estimates of selling prices and construction costs or independent professional valuations undertaken, where appropriate. Selling prices are based on recent selling prices and prevailing market conditions. Construction costs are estimated based on contracted amounts and in respect of amounts not yet contracted for, based on management's estimates of the amounts to be incurred. Where independent professional valuations are undertaken, the valuations were based on the market comparable method which took into consideration the sales of similar properties transacted in the open market.

Management also assesses if any write-down of completed properties for sale is required based on their estimates of selling prices which are based on recent selling prices and prevailing market conditions. The write-down is included in "other expenses".

NOTES TO THE FINANCIAL STATEMENTS

14. Assets/liabilities held-for-sale

	The Group	
	2022 \$'000	2021 \$'000
Assets held-for-sale		
Property, plant and equipment	-	1,885
Investment properties	-	13,949
Cash and cash equivalents	-	35
	-	15,869
Liabilities held-for-sale		
Deferred tax liabilities	-	3,014
Trade and other payables	-	209
	-	3,223

Assets and liabilities held-for-sale as at 31 December 2021 related to assets and liabilities held by East Sun No. 3 on that date. On 15 June 2021, an indirect wholly-owned subsidiary of the Company, FSGD, had entered into a conditional agreement to dispose of 72% of its 90% equity interest in East Sun No. 3 to a third party, valuing the factory held by East Sun No. 3 in Dongguan in the PRC at \$29.8 million (RMB140.0 million). Accordingly, all assets and liabilities held by East Sun No. 3 were reclassified to assets and liabilities held-for-sale respectively then.

On 25 April 2022, FSGD disposed of its entire 90% equity interest in East Sun No. 3 to the third party for a cash consideration of approximately \$23.9 million (RMB113.2 million). A gain on disposal of \$15,158,000 (RMB71,804,000) were recognised in other gains in profit or loss for the year ended 31 December 2022. East Sun No. 3 ceased to be a subsidiary of the Group with effect from that date.

The fair value measurement for assets held-for-sale was categorised as a Level 2 fair value based on contracted sale prices.

Cumulative income or expense recognised in other comprehensive income

There is no cumulative income or expense included in other comprehensive income relating to the assets/liabilities held-for-sale.

15. Cash and cash equivalents

	Group		Company	
	2022 \$'000	2021 \$'000	2022 \$'000	2021 \$'000
Fixed deposits	3,370	147,495	840	121,650
Cash at bank and in hand	266,893	196,437	14,465	16,296
	270,263	343,932	15,305	137,946

Cash and cash equivalents as at 31 December 2022 included \$221,169,000 (2021: \$181,276,000) which were deposited with financial institutions in the PRC. The remittance of these funds by the Group out of the PRC is subject to currency exchange restrictions. \$7,198,000 (2021: \$53,903,000) of these funds were held under PRC development project rules, where the utilisation of the funds is restricted to project related payments.

In addition, \$5,368,000 (2021: \$Nil) of cash at hand is restricted in use to secure a bank guarantee for an equivalent amount granted to a third party energy supplier.

NOTES TO THE FINANCIAL STATEMENTS

16. Share capital

	Group and Company			
	2022		2021	
	Number of shares	US\$'000	Number of shares	US\$'000
Authorised share capital				
At 1 January and 31 December	2,000,000,000	200,000	2,000,000,000	200,000

	Group			
	2022		2021	
	Number of shares	\$'000	Number of shares	\$'000
Ordinary shares issued and fully paid				
At 1 January	920,541,204	118,357	912,956,920	117,329
Exercise of warrants	3,307,871	445	7,584,284	1,028
At 31 December ⁽ⁱ⁾	923,849,075	118,802	920,541,204	118,357

	Company			
	2022		2021	
	Number of shares	\$'000	Number of shares	\$'000
Ordinary shares issued and fully paid				
At 1 January	920,848,886	118,357	913,264,602	117,329
Exercise of warrants	3,307,871	445	7,584,284	1,028
At 31 December	924,156,757	118,802	920,848,886	118,357

(i) Excludes 307,682 shares in the Company held by a subsidiary which are accounted for as treasury shares in the consolidated financial statements of the Group in accordance with IAS 32 *Financial Instruments: Presentation*.

The holders of ordinary shares are entitled to receive dividends as declared from time to time, and are also entitled to one vote per share at meetings of the Company. All shares rank equally with regard to the Company's residual assets. Each ordinary share has a par value of US\$0.10.

Issuance of ordinary shares

During the current financial year, 3,307,871 (2021: 7,584,284) ordinary shares were issued as a result of the exercise of warrants.

Perpetual convertible capital securities ("PCCS")

Rights issue of up to \$147.6 million in aggregate principal amount of 3.98% Series 2 PCCS in the denomination of \$1.30 for each PCCS, on the basis of one PCCS for every seven existing ordinary shares, at an issue price of \$1.30 for each PCCS, with up to 113,576,237 free detachable warrants, on the basis of one warrant for every one PCCS subscribed for ("2019 Rights Issue").

Pursuant to the 2019 Rights Issue, the Company issued 113,576,237 PCCS on 31 May 2019. Each PCCS shall entitle the PCCS holder to convert such PCCS into one new ordinary share of the Company at a conversion price of \$1.30, subject to adjustments under certain conditions. The PCCS were issued with 113,576,237 warrants ("2019 warrants").

NOTES TO THE FINANCIAL STATEMENTS

16. Share capital (cont'd)

Bonus issue of warrants

On 31 May 2019, 79,221,609 warrants ("2019 bonus warrants") were allotted and issued on the basis of one warrant for every ten existing ordinary shares, pursuant to a bonus issue exercise on 19 April 2018. 2019 warrants and 2019 bonus warrants collectively constitute "Warrants (2019)".

Each warrant shall entitle the warrant holder to exercise such warrant into one new ordinary share of the Company at the exercise price of \$1.30, subject to adjustments under certain conditions, from 31 May 2019 to 30 May 2024.

On 22 September 2020, 227,618,864 warrants ("Warrants (2020)") were allotted and issued on the basis of one warrant for every four existing shares, pursuant to a bonus issue exercise on 31 May 2019.

Each warrant shall entitle the warrant holder to exercise such warrant into one new ordinary share of the Company at the exercise price of \$1.08, subject to adjustments under certain conditions, from 24 March 2021 to 21 March 2029.

During the current financial year, 3,307,871 (2021: 7,584,284) new ordinary shares were issued pursuant to the exercise of 6,400 Warrants (2019) (2021: 321,475) and 3,301,471 Warrants (2020) (2021: 7,262,809).

As at 31 December 2022, 184,953,696 Warrants (2019) (2021: 184,960,096) and 217,054,584 Warrants (2020) (2021: 220,356,055) remain unexercised.

As at 31 December 2022, a subsidiary of the Company held 30,768 Warrants (2019) (2021: 30,768) and 76,920 Warrants (2020) (2021: 76,920).

Capital management

The Group defines "capital" as including all components of equity. The Group's objectives when managing its capital are to safeguard the Group's ability to continue as a going concern and to maintain an optimal capital structure so as to maximise shareholder value. This will in turn maintain investor and creditor confidence and sustain the future development of the business.

In order to achieve an optimal capital structure, the Group may issue new shares, obtain new borrowings or sell its assets. Excess capital, if any, may also be returned to shareholders.

The Group's capital structure is regularly reviewed and managed with due regard to its capital management objectives and practices. Adjustments are made to the capital structure in light of changes in economic conditions affecting the Company or the Group, to the extent that these do not conflict with the directors' fiduciary duties towards the Company.

There were no changes in the Group's approach to capital management during the financial year.

The Company is not subject to any externally imposed capital requirements. However, the subsidiaries incorporated in the PRC are subject to currency exchange restrictions on the remittance of funds out of the PRC.

The quantitative information are as provided in the Statement of Changes in Equity.

17. Share premium

The share premium account represents the excess of the issue price over the par value of ordinary shares issued by the Company and may be applied only for the purposes specified in the Cayman Islands Companies Law.

NOTES TO THE FINANCIAL STATEMENTS

18. Reserves

	Group		Company	
	2022 \$'000	2021 \$'000	2022 \$'000	2021 \$'000
Statutory reserve	59,204	57,276	-	-
Capital reserve	245	245	(5,988)	(5,988)
Distributable reserve	655,029	655,029	655,029	655,029
Foreign currency translation reserve	(64,103)	91,671	-	-
Retained earnings	744,316	646,859	457,670	351,977
	1,394,691	1,451,080	1,106,711	1,001,018

Statutory reserve

In accordance with the Company Law applicable to the subsidiaries in the PRC, wholly-owned subsidiaries are required to make appropriations to a statutory reserve. 10.0% of the statutory after-tax profits as determined in accordance with the applicable PRC accounting standards and regulations must be allocated to the statutory reserve until the cumulative total of the reserve reaches 50.0% of the subsidiaries' registered capital. The statutory reserve may be used to offset any accumulated losses, for business expansion or increase the registered capital of the subsidiaries. The statutory reserve is not available for dividend distribution, other than in the event of liquidation of the PRC subsidiaries.

Capital reserve

The capital reserve of the Group comprises:

- (a) interest waived on intercompany loans; and
- (b) the difference between the fair value and the cost of treasury shares reissued.

The capital reserve of the Company comprises:

- (a) interest waived on intercompany loans;
- (b) the difference between the fair value and the cost of treasury shares reissued; and
- (c) accrued dividend income on the redeemable preference shares waived by a subsidiary of the Company during the year ended 31 December 2015.

Distributable reserve

Distributable reserve arose from the capital reduction carried out by the Company in August 2017, of which \$7,735,000 was utilised for the issuance of bonus shares in 2018.

Foreign currency translation reserve

The foreign currency translation reserve represents exchange difference arising from the translation of the financial statements of foreign operations whose functional currencies are different from that of the Group's presentation currency, provided certain conditions are met.

NOTES TO THE FINANCIAL STATEMENTS

18. Reserves (cont'd)

Dividends

The following dividends were declared and paid or payable by the Group and Company:

	Group		Company	
	2022 \$'000	2021 \$'000	2022 \$'000	2021 \$'000
<u>Declared and paid:</u>				
Interim tax-exempt (one-tier) ordinary dividend paid of 1.1 cents (2021: 1.1 cents) per ordinary share in respect of the financial year ended 31 December 2022 (2021: 31 December 2021)	10,161	10,126	10,166	10,129
Second interim tax-exempt (one-tier) ordinary dividend declared of 2.35 cents (2021: Nil cents) per ordinary share in respect of the financial year ended 31 December 2021 (2021: 31 December 2020)	21,710	-	21,717	-
	31,871	10,126	31,883	10,129

In February 2023, the directors proposed a final tax-exempt (one-tier) ordinary dividend of 2.70 cents per qualifying ordinary share which is payable in May 2023. The estimated total final dividend of \$24,944,000 and \$24,952,000 for the Group and Company respectively was not provided for as at 31 December 2022.

There was no final tax-exempt (one-tier) ordinary dividend proposed by the directors of the Company for the year ended 31 December 2021.

19. Loans and borrowings

	Group		Company	
	2022 \$'000	2021 \$'000	2022 \$'000	2021 \$'000
Non-current liabilities				
Unsecured bank loans	828,834	859,864	828,834	859,864
Unsecured notes	77,921	77,885	99,921	99,885
	906,755	937,749	928,755	959,749
Current liabilities				
Unsecured bank loans	101,631	151,158	101,631	151,158
Total loans and borrowings	1,008,386	1,088,907	1,030,386	1,110,907

NOTES TO THE FINANCIAL STATEMENTS

19. Loans and borrowings (cont'd)

Terms and debt repayment schedule

Terms and conditions of outstanding loans and borrowings are as follows:

	Group		Company	
	2022 \$'000	2021 \$'000	2022 \$'000	2021 \$'000
Unsecured bank loans				
Repayable:				
- Within 1 year	101,631	151,158	101,631	151,158
- After 1 year but within 5 years	828,834	859,864	828,834	859,864
	930,465	1,011,022	930,465	1,011,022
Unsecured notes				
Repayable:				
- After 1 year but within 5 years	77,921	77,885	99,921	99,885
	1,008,386	1,088,907	1,030,386	1,110,907

The unsecured bank loans of the Group and Company as at the end of the financial year bear interest ranging from 2.42% to 5.79% (2021: 1.15% to 1.76%) per annum.

The unsecured notes pertain to the issuance of \$100.0 million in principal amount of 3.29% fixed rate notes due 2025 by the Company in February 2020 ("Notes") which were issued pursuant to a \$1.0 billion Multicurrency Debt Issuance Programme established in 2015. During the financial year ended 31 December 2020, a wholly-owned subsidiary of the Company repurchased \$22.0 million in aggregate principal amount of the Notes from unrelated third parties by way of a married deal.

NOTES TO THE FINANCIAL STATEMENTS

19. Loans and borrowings (cont'd)

Reconciliation of movements of liabilities to cash flows arising from financing activities

	Liabilities							Total \$'000
	Loans and borrowings \$'000	Loans from non-controlling subsidiaries \$'000	Loans from an affiliate of a non-controlling interest of a subsidiary \$'000	Lease liabilities \$'000	Non-trade amounts due to joint ventures \$'000	Non-trade amounts due to non-controlling interests of subsidiaries \$'000	Interest payable \$'000	
Balance at 1 January 2022	1,088,907	3,992	557,015	70,881	105,525	21,151	6,174	1,891,791
Changes from financing cash flows								
Advances from associates (net)	-	-	212,426	-	-	-	-	212,426
Advances from joint ventures	-	-	-	-	14,015	-	-	14,015
Interest paid	-	-	-	-	-	-	(35,108)	(35,108)
Advances from non-controlling interests of subsidiaries	-	-	-	-	-	3,887	-	3,887
Payment of transaction costs related to borrowings	(4,050)	-	-	-	-	-	-	(4,050)
Proceeds from bank borrowings	1,367,480	-	-	-	-	-	-	1,367,480
Repayment of bank borrowings	(1,372,893)	-	-	-	-	-	-	(1,372,893)
Payment of lease liabilities	-	-	-	(9,767)	-	-	-	(9,767)
	(9,463)	-	212,426	(9,767)	14,015	3,887	(35,108)	175,990
The effect of changes in foreign exchange rates	(13,803)	(265)	(66,051)	(5,742)	(7,941)	(2,153)	-	(99,436)
Other changes								
Liability-related								
Additions	-	-	-	30,730	-	-	54,019	84,749
Amortisation of transaction costs	3,343	-	-	4,434	-	-	-	7,777
Advances from associates in operating cash flows	-	-	56,067	-	-	-	-	56,067
Repayment to joint ventures (net) in investing cash flows	-	-	-	-	(40,108)	-	-	(40,108)
Interest paid in operating cash flows	-	-	-	-	-	-	(14,408)	(14,408)
Advances from non-controlling interests of subsidiaries in operating cash flows	-	-	-	-	-	45,913	-	45,913
Net repayment of bank borrowings in operating cash flows	(60,598)	-	-	-	-	-	-	(60,598)
Total liability-related other changes	(57,255)	-	56,067	35,164	(40,108)	45,913	39,611	79,392
Balance at 31 December 2022	1,008,386	3,727	759,457	90,536	71,491	68,798	10,677	2,047,737

NOTES TO THE FINANCIAL STATEMENTS

19. Loans and borrowings (cont'd)

Reconciliation of movements of liabilities to cash flows arising from financing activities (cont'd)

	Liabilities							Total \$'000	
	Loans and borrowings \$'000	Loans from non-controlling subsidiaries \$'000	Loans from non-controlling interests of an affiliate of a non-controlling subsidiary \$'000	Lease liabilities \$'000	Non-trade amount due to a joint venture \$'000	Non-trade amount due to non-controlling interests of subsidiaries \$'000	Interest payable \$'000		
Balance at 1 January 2021	739,572	4,232	211,833	40,729	76,683	10,036	20,297	3,476	1,106,858
Changes from financing cash flows									
Advances from associates (net)	-	-	120,807	-	-	-	-	-	120,807
Advances from joint ventures	-	-	-	-	-	93,606	-	-	93,606
Interest paid	-	-	-	-	-	-	-	(27,114)	(27,114)
Repayment to non-controlling interests of subsidiaries	-	-	-	-	-	-	(646)	-	(646)
Repayment to an affiliate of a non-controlling interest of a subsidiary	-	-	-	(4,532)	-	-	-	-	(4,532)
Payment of transaction costs related to borrowings	(8,234)	-	-	-	-	-	-	-	(8,234)
Proceeds from bank borrowings	1,007,381	-	-	-	-	-	-	-	1,007,381
Repayment of bank borrowings	(941,492)	-	-	-	-	-	-	-	(941,492)
Payment of lease liabilities	-	-	-	-	(5,916)	-	-	-	(5,916)
	57,655	-	120,807	(4,532)	(5,916)	93,606	(646)	(27,114)	233,860
The effect of changes in foreign exchange rates	4,553	(240)	18,000	1,949	(4,033)	1,875	38	-	22,142
Other changes									
Liability-related									
Additions	-	-	-	-	734	-	-	42,245	42,979
Amortisation of transaction costs	1,936	-	-	-	3,413	-	-	-	5,349
Advances from associates in operating cash flows	-	-	206,375	-	-	-	-	-	206,375
Advances from joint ventures (net) in investing cash flows	-	-	-	-	-	8	-	-	8
Effect of gain in control of subsidiaries	-	-	-	-	-	-	1,704	-	1,704
Interest paid in operating cash flows	-	-	-	-	-	-	-	(12,433)	(12,433)
Repayment to a non-controlling interest of a subsidiary in operating cash flows	-	-	-	-	-	-	(242)	-	(242)
Net repayment of bank borrowings in operating cash flows	285,191	-	-	-	-	-	-	-	285,191
	287,127	-	206,375	-	4,147	8	1,462	29,812	528,931
Total liability-related other changes	1,088,907	3,992	557,015	38,146	70,881	105,525	21,151	6,174	1,891,791

NOTES TO THE FINANCIAL STATEMENTS

20. Trade and other payables

	Note	Group		Company	
		2022 \$'000	2021 \$'000	2022 \$'000	2021 \$'000
Trade payables		44,811	43,419	-	-
Accruals		36,959	25,669	9,606	8,491
Value added tax, business tax and other taxes payable		7,659	8,480	222	171
Non-trade amounts due to:					
- former shareholders and affiliates of subsidiaries		1,564	1,665	-	-
- subsidiaries		-	-	235,818	248,595
- associates	8	759,457	557,015	-	-
- joint ventures	8	71,491	105,525	9,107	9,803
- non-controlling interests of subsidiaries		68,798	21,151	-	-
Loans from non-controlling interests of subsidiaries		3,727	3,992	-	-
Loans from an affiliate of a non-controlling interest of a subsidiary		34,665	38,146	-	-
Dividend payables		214	178	214	178
Deferred consideration	30(a)	4,806	24,682	-	-
Interest payable		10,677	6,174	8,439	6,174
Other payables		123,319	14,487	2	-
		1,168,147	850,583	263,408	273,412

Trade payables are unsecured and interest-free.

The non-trade amounts due to former shareholders and affiliates of subsidiaries, subsidiaries, associates, joint ventures, and non-controlling interests of subsidiaries are unsecured, interest-free and repayable on demand.

The loans from non-controlling interests of subsidiaries as at 31 December 2022 and 31 December 2021 are unsecured, interest-bearing at rates ranging from 3.6% to 4.8% per annum and due between 2026 to 2029.

The loans from an affiliate of a non-controlling interest of a subsidiary as at 31 December 2022 and 31 December 2021 are unsecured, interest-bearing at 6.5% per annum and due in 2022.

Included in non-trade amounts due to joint ventures as at 31 December 2021 was an amount of \$41,679,000 which the Group was due to inject its pro-rata share of equity to the 36%-held DGTY within 7 business days of the receipt by DGTY of the construction permit for the Central Mansion project (formerly known as Humen Boyong project). This has since been fully settled in 2022 when due via the Group's contribution of its pro-rata equity in DGTY.

NOTES TO THE FINANCIAL STATEMENTS

20. Trade and other payables (cont'd)

The other payables of the Group as at 31 December 2022 included the final instalment of the Group's acquisition, of the land site in Shilong, Dongguan in the PRC for the Brilliance Project which amounted to \$101.5 million (RMB525.5 million).

	Group		Company	
	2022	2021	2022	2021
	\$'000	\$'000	\$'000	\$'000
Non-current	17,219	9,719	-	-
Current	1,150,928	840,864	263,408	273,412
	1,168,147	850,583	263,408	273,412

21. Lease liabilities

	Group		Company	
	2022	2021	2022	2021
	\$'000	\$'000	\$'000	\$'000
Non-current	87,940	68,513	217	-
Current	2,596	2,368	145	106
	90,536	70,881	362	106

The incremental borrowing rates applied to the lease liabilities ranged from 2.2% to 6.0% (2021: 1.8% to 6.0%) per annum for the Group and 2.2% (2021: 1.8%) per annum for the Company.

22. Contract liabilities

Contract liabilities relate to the Group's obligation to transfer goods or services to customers for which the Group has received advances from customers for sale of development properties. See Note 2.25 for more details.

Contract liabilities are recognised as revenue as the Group performs its obligations under the contract. The significant changes in contract liabilities during the financial year are as follows:

	Group	
	2022	2021
	\$'000	\$'000
Revenue recognised that was included in contract liabilities at the beginning of the year	(168,521)	(408,645)
Increase due to cash received, excluding amounts recognised as revenue during the year	18,059	210,313

The aggregate amount of transaction price allocated to the unsatisfied (or partially satisfied) performance obligations as at 31 December 2022 is \$16,334,000 (2021: \$173,904,000).

The Group expects to recognise \$16,334,000 (2021: \$173,904,000) as revenue relating to the transaction price allocated to the unsatisfied (or partially satisfied) performance obligations as at 31 December 2022 in the next five years.

NOTES TO THE FINANCIAL STATEMENTS

23. Receipts in advance

Receipts in advance comprise advance receipts received from rental and other income collected in advance.

24. Revenue

	Group	
	2022 \$'000	2021 \$'000
Sale of properties	205,898	415,129
Rental income from investment properties	12,984	13,029
Interest income under the effective interest method on:		
- loans to third parties	18,966	66,617
- loan to an affiliated corporation	75	209
- loans and debt securities to associates and joint ventures	54,255	52,168
	73,296	118,994
Hotel operations	135,315	42,018
	427,493	589,170

The following tables provide information about the nature and timing of the satisfaction of performance obligations in contracts with customers, including significant payment terms, and the related revenue recognition policies:

Property development

Nature of goods or services	The Group constructs residential, commercial and mixed development properties for sale in the PRC and Europe.
When revenue is recognised	<p>Properties under development for which revenue is recognised at a point in time</p> <p>For the contracts to sell residential properties and commercial properties in the PRC, the Group assessed that revenue is recognised when (a) the construction of the relevant property has been completed; (b) the property is ready for handover to the purchasers; and (c) collectability of the proceeds is reasonably assured and the Group has present right to the proceeds.</p> <p>Completed properties for which revenue is recognised at a point in time</p> <p>Where contracts relate to the sale of completed properties, revenue is recognised when collectability of the proceeds is reasonably assured and the Group has present right to the proceeds.</p>
Significant payment terms	<p>Properties under development and completed properties</p> <p>Billings to customers are based on terms set out in the sale and purchase agreement.</p>

NOTES TO THE FINANCIAL STATEMENTS

24. Revenue (cont'd)

Property financing

Nature of goods or services	The Group generates interest income from property financing and vendor financing. Property financing may be via interest-bearing loans or subscription of convertible bonds, secured on real estate collateral.
When revenue is recognised	Interest income is recognised as revenue using the effective interest method.
Significant payment terms	Interest is received according to the terms set out in the loan agreement or convertible bonds.

Hotel operations

Nature of goods or services	The Group generates hotel income from owning and operating hotels.
When revenue is recognised	Hotel income is recognised at the point at which the accommodation and related services are provided.
Significant payment terms	<p>For hotel room income, payment is received when the accommodation and related services are provided to the customers.</p> <p>For hotel banquet sales, contract consideration will be billed in stages with the final payment to be received when the goods and services are provided to the customers (i.e. at the end of the event). For credit risk management purposes, a portion of the contract consideration is received upfront upon signing of the contract, and the remaining consideration will be billed in stages with the final payment to be received from the customers when goods and services are provided to the customers. As such, no financing component has been recognised as the payment terms are for reasons other than financing.</p> <p>For hotel food and beverages sales, payment is received when the goods are provided to the customers.</p>

Disaggregation of revenue from contracts with customers

In the following table, revenue from contracts with customers is disaggregated by primary geographical markets and timing of revenue recognition. The table also includes a reconciliation of the disaggregated revenue with the Group's reportable segments.

	Property development		Property financing		Hotel operations		Total*	
	2022	2021	2022	2021	2022	2021	2022	2021
	\$'000	\$'000	\$'000	\$'000	\$'000	\$'000	\$'000	\$'000
Primary geographical markets								
PRC	201,072	400,597	48,758	82,770	15,796	18,540	265,626	501,907
Europe	4,820	14,526	22,340	34,753	119,519	23,478	146,679	72,757
Others	6	6	2,198	1,471	-	-	2,204	1,477
	205,898	415,129	73,296	118,994	135,315	42,018	414,509	576,141
Timing of revenue recognition								
Products transferred at a point in time	205,898	415,129	73,296	118,994	135,315	42,018	414,509	576,141

* This excludes rental income from investment properties.

NOTES TO THE FINANCIAL STATEMENTS

25. Other gains (net)

Other gains (net) comprise:

	Note	Group 2022 \$'000	2021 \$'000
Gain/(loss) on disposal of:			
- assets and liabilities held-for-sale	14	15,158	20,593
- subsidiaries	31(a)	-	4
- a joint venture and an associate		-	1,493
- other investments		-	115
- property, plant and equipment (net)		(1)	9
- investment properties		80	-
Loss on liquidation of subsidiaries		-	-*
Loss on dilution of interest in a subsidiary	31(b)	(3)	-
Property, plant and equipment written off		(29)	(5,610)
Goodwill on acquisition of a subsidiary written off	30(c)	(114)	-
		<u>15,091</u>	<u>16,604</u>

* Amount less than \$1,000

26. Net finance costs

	Note	Group 2022 \$'000	2021 \$'000
Finance income			
Interest income under the effective interest method on bank deposits		4,717	2,367
Interest income on:			
- structured deposits		2,805	2,495
- financial derivatives		27,314	14,157
- loan to a non-controlling interest of a subsidiary		2,023	1,525
		<u>36,859</u>	<u>20,544</u>
Finance costs			
Amortisation of transaction costs		(3,342)	(1,936)
Interest expense on:			
- bank loans		(15,038)	(10,496)
- financial derivatives		(27,744)	(18,983)
- loans from non-controlling interests		(156)	(171)
- a loan from an affiliate of a non-controlling interest of a subsidiary		(2,390)	(2,483)
- accrued interest on significant financing component of contract liabilities		(5,887)	(9,569)
- lease liabilities to an associate	34	(3,339)	(3,309)
- lease liabilities to third parties	34	(1,095)	(104)
		<u>(58,991)</u>	<u>(47,051)</u>
Less: Amount capitalised	13	10,560	16,703
		<u>(48,431)</u>	<u>(30,348)</u>
Net finance costs		<u>(11,572)</u>	<u>(9,804)</u>

NOTES TO THE FINANCIAL STATEMENTS

27. Profit before tax

Profit before tax is after debiting/(crediting) the following:

	Note	Group	
		2022 \$'000	2021 \$'000
Audit fees paid/payable to:			
- auditors of the Company		277	212
- other auditors		681	544
Non-audit fees paid/payable to:			
- auditors of the Company		6	3
Depreciation of property, plant and equipment	4	18,710	13,441
Direct operating expenses arising from rental of investment properties		2,059	2,392
Exchange loss (net)		51,777	46,354
Fair value (gain)/loss on:			
- investment properties (net)	5	(1,271)	(4,439)
- derivative assets/liabilities (net)		(146,364)	(53,268)
- other investments		1,290	(3,755)
Write-down of development properties	13	16,441	10,890
Impairment loss on:			
- goodwill	6	15,763	-
- property, plant and equipment	4	27,390	9,766
- financial assets – loan receivable from a joint venture	12	-	6,677
- financial assets – third parties	12	26,557	109
Expenses relating to short-term leases	34	114	151
Staff costs		66,172	38,087
Government grant – non wage-related		1,880	4,769
Staff costs			
Wages and salaries		61,565	37,895
Contributions to defined contribution plans		7,189	2,558
Termination benefits		189	-
		68,943	40,453
Less: Amounts capitalised in development properties	13	(2,771)	(2,366)
		66,172	38,087

Government grants relating to the various Covid-19 related wage support schemes available to the Group entities amounting to \$956,000 (2021: \$2,647,000) have been deducted from the respective staff costs reported for the financial year.

NOTES TO THE FINANCIAL STATEMENTS

28. Tax expense

	Group	
	2022	2021
	\$'000	\$'000
Current tax expense		
Current year	23,826	39,807
(Over)/under-provision in respect of prior years	(234)	17
	23,592	39,824
Land appreciation tax expense	39,660	36,995
Withholding tax	16	8
	63,268	76,827
Deferred tax credit		
Origination and reversal of temporary differences	(5,425)	(3,892)
Over-provision in respect of prior years	-	(793)
Effect of changes in tax rates	-	208
	(5,425)	(4,477)
Total tax expense	57,843	72,350
Reconciliation of effective tax rate		
Profit for the year	137,873	130,245
Tax expense	57,843	72,350
Profit before tax	195,716	202,595
Tax calculated using tax rate of 25% (2021: 25%)	48,929	50,649
Effect of changes in tax rates	-	208
Effect of different tax rates in other jurisdictions	(6,805)	(2,570)
Effect of deferred tax assets not recognised	7,849	4,188
Expenses not deductible for tax purposes	15,341	22,819
Income not subject to tax	(27,240)	(22,994)
Land appreciation tax expense	39,660	36,995
Effect of tax deduction on land appreciation tax	(9,915)	(9,249)
Over-provision in respect of prior years	(234)	(776)
Withholding tax	16	8
Effect of share of results of associates and joint ventures	(10,014)	(2,769)
Others	256	(4,159)
	57,843	72,350

Others (2021) relates to the reversal of deferred tax liabilities of \$4,190,000 (RMB20,004,000) upon the gain in control of East Sun Entities in 2021. Refer to Note 30(f) for further details.

NOTES TO THE FINANCIAL STATEMENTS

28. Tax expense (cont'd)

The Company is established under the laws of the Cayman Islands and is not subject to income tax in that jurisdiction. The Company is a Singapore tax resident from the Year of Assessment 2015 onwards.

The Group's operations are mainly in the PRC and the Netherlands. Pursuant to the PRC and Dutch Corporate Income Tax Law, the statutory tax rates applicable to the Group's subsidiaries in the PRC and the Netherlands during the financial year ended 31 December 2022 are 25% and 25.8% respectively (2021: 25% for both countries).

Withholding tax arising from the distribution of dividends

Pursuant to the tax law in the Netherlands, a 15% withholding tax is in principle levied on dividends declared to foreign investors from the foreign investment enterprises established in the Netherlands.

A 10% withholding tax is levied on dividends declared to foreign investors by the foreign investment enterprises established in the PRC. The requirement is effective from 1 January 2008 and applies to earnings after 31 December 2007. A lower withholding tax rate may be applied if there is a tax treaty between the PRC and the jurisdiction of the foreign investors. The Group is therefore liable for withholding taxes on dividends distributed by those subsidiaries established in the PRC in respect of earnings generated from 1 January 2008.

The Group's determination as to whether to accrue for withholding taxes arising from the distribution of dividends by certain subsidiaries is subject to judgement on the timing of the payment of the dividends. The Group considered the applicable withholding tax rate to be 5% (2021: 5% to 10%).

PRC Land Appreciation Tax ("LAT")

LAT is levied on properties developed by the Group for sale in the PRC, at prevailing progressive rates ranging from 30% to 60% on the appreciation of land value, which under the applicable regulations is calculated based on the proceeds of the sale of properties less deductible expenditures including lease charges of land use rights, borrowing costs and relevant development expenditures. However, the implementation and settlement of LAT varies amongst different tax jurisdictions in the various cities of the PRC and certain projects of the Group have not finalised their LAT calculations and payments with the local tax authorities. The final outcome could be different from the amounts that were initially recorded, and any differences will impact the LAT expenses and the related provision in the period in which the differences realise. Accordingly, judgement is required in determining the amount of land appreciation and the related LAT provision. The Group finalised its LAT settlement for the Chengdu Cityspring project and Plots A and B of the Millennium Waterfront project during the financial year ended 31 December 2022. This has resulted in additional aggregate LAT expense of \$7,212,000 (RMB35,199,000) recorded in the profit or loss account for the financial year ended 31 December 2022.

Effect of changes in tax rates

The deferred tax charge of \$208,000 for the year ended 31 December 2021 related to the effect of an increase in the corporate income tax rate in the Netherlands on opening deferred tax balances on 1 January 2022. Specifically, the headline corporate income tax rate applicable from 1 January 2022 has been increased from 25% to 25.8% and was enacted in December 2021.

The change in tax rates had increased the relevant deferred tax balances as at 31 December 2021.

NOTES TO THE FINANCIAL STATEMENTS

29. Earnings per share

Basic earnings per share

The calculation of basic earnings per share was based on the profit attributable to ordinary shareholders as set out below, and the weighted average number of ordinary shares outstanding, calculated as follows:

Profit attributable to ordinary shareholders

	Group	
	2022	2021
	\$'000	\$'000
Profit attributable to ordinary shareholders	<u>131,256</u>	<u>121,469</u>

Weighted average number of ordinary shares (basic) ⁽ⁱ⁾

	Group	
	2022	2021
Weighted average number of ordinary shares	<u>920,541,204</u>	912,956,920
Effect of exercise of warrants	<u>2,844,646</u>	2,923,137
Weighted average number of ordinary shares during the year	<u>923,385,850</u>	<u>915,880,057</u>

Weighted average number of ordinary shares

	Group	
	2022	2021
Weighted average number of ordinary shares (diluted)	<u>1,328,702,001</u>	1,328,780,492
Effect of exercise of warrants	<u>(2,844,646)</u>	(2,923,137)
Weighted-average number of ordinary shares (diluted) during the year	<u>1,325,857,355</u>	<u>1,325,857,355</u>
Weighted-average number of ordinary shares (diluted) during the year	<u>1,325,857,355</u>	1,325,857,355
Weighted average number of unexercised warrants	<u>(402,471,505)</u>	(409,977,298)
Weighted average number of ordinary shares (basic) ⁽ⁱ⁾ during the year	<u>923,385,850</u>	<u>915,880,057</u>

⁽ⁱ⁾ Adjusted for the effect of 307,682 (2021: 307,682) shares in the Company held by a subsidiary.

NOTES TO THE FINANCIAL STATEMENTS

30. Acquisition of and gain in control of subsidiaries

Acquisitions of subsidiaries in FY2022

- (a) On 2 May 2022, FSNLHG, an indirect wholly-owned subsidiary of the Company, acquired 95% equity interest in QBN from FSMC, an indirect 33%-owned associated company of the Company, for a consideration amounting to approximately \$135.2 million (EUR89.9 million). QBN and its subsidiaries (“QBN group”) owns and operates a portfolio of eleven hotels in the Netherlands. On the same day, FSNLHG took over the rights and benefits to and in the shareholder loans owing by QBN group to FSMC for a consideration of \$108.8 million (EUR72.5 million), being the amount of the shareholder loans outstanding on that day. \$243.8 million (EUR162.3 million) of the total purchase consideration was settled by the Group via a set off against loans and interest receivable owing by FSMC to the Group of an equivalent amount.

The Group recognised its 33% share of FSMC’s gain on disposal of QBN group amounting to \$21.7 million (EUR14.9 million) under share of profits of associates in the profit or loss. QBN group have become 95%-owned indirect subsidiaries of the Company from 2 May 2022. A goodwill on acquisition of \$40.2 million (EUR26.8 million) was derived based on a purchase price allocation exercise carried out by FSNLHG.

From the acquisition date to 31 December 2022, the QBN group acquired contributed revenue of \$65.4 million (EUR44.9 million) and net loss before tax and non-controlling interests of \$22.5 million (EUR15.4 million) to the Group’s results. If the acquisition had occurred on 1 January 2022, management estimates that consolidated revenue would have been \$82.9 million (EUR56.9 million), and consolidated loss before tax and non-controlling interests for the year would have been \$30.9 million (EUR21.2 million).

- (b) On 28 April 2022, FSGD, an indirect wholly-owned subsidiary of the Company, acquired the remaining 70% equity interest in Dongguan Aoshou No. 2 Real Estate Development and Management Co., Ltd (“Aoshou No. 2”), a 30%-owned indirect associated company of the Company, from a third party seller for a cash consideration of \$441 (RMB2,069). On 9 August 2022, the Group further diluted its equity interest in Aoshou No. 2 from 100% to 67.5% as a result of capital contributions made by a third party of an aggregate amount of \$335,000 (RMB1,600,000).
- (c) On 1 August 2022, Chengdu Zhong Ren No. 1 Management Consultancy Co., Ltd (“FS ZR No.1”), an indirect wholly-owned subsidiary of the Company, entered into an agreement with an unrelated third party to acquire 70% beneficiary interest in CDFQ, for a purchase consideration of \$144,000 (RMB700,000). The Group has written off the goodwill amounting to \$114,000 (RMB555,000) arising from this acquisition and recorded this under “Other gains (net)” in profit or loss for the financial year ended 31 December 2022.

Acquisitions of subsidiaries in FY2021

- (d) On 14 May 2021, FS Dongguan No. 6 Ltd, an indirect 95%-owned subsidiary of the Company, acquired 100% of the issued shares in Double Wealthy Company Limited (“Double Wealthy”), a limited liability investment holding company incorporated in Hong Kong from a third party seller for a total purchase consideration of \$237.0 million (RMB1,142.9 million) which is inclusive of a deferred consideration of \$24.1 million (RMB116.1 million) and transaction costs of \$0.3 million (RMB1.6 million). On the same day, the third party seller also assigned to FS Dongguan No. 6 Ltd its rights in respect to an unsecured loan owing by Double Wealthy for a consideration of \$85.9 million (RMB414.2 million) which is the par value of the loan. Double Wealthy’s wholly-owned subsidiary, GZPY owns amongst others the land use rights to a development site, namely, Chuang’s Le Papillon (“Le Papillon”) in the Panyu district of Guangzhou, where the development of phases 1 and 2 of Le Papillon, were completed in 2012 and 2015 respectively, and phase 3 is under development. Phase 3 of the project has since been renamed as Primus Bay.

NOTES TO THE FINANCIAL STATEMENTS

30. Acquisition of and gain in control of subsidiaries (cont'd)

Acquisitions of subsidiaries in FY2021 (cont'd)

- (e) On 21 May 2021, First Sponsor (Guangdong) Group Limited ("FSGD"), an indirect wholly-owned subsidiary of the Company, acquired a 95% equity interest in the registered capital of Kaixiang, a limited liability property management company incorporated in the PRC from a third party seller for a total purchase consideration of \$2.1 million (RMB10.1 million). Kaixiang owns a club house and a car park lot situated at phase 1 of Le Papillon.

Gain in control of subsidiaries in FY2021

- (f) Prior to 31 March 2021, the Group accounted for its 90% equity stake in the East Sun Entities as unquoted equity investments measured at fair value through profit or loss account. The investment was classified as non-current financial assets in the consolidated statement of financial position and carried at fair value at the reporting date. The Group had not consolidated the East Sun Entities as it had no control over the East Sun Entities since it does not have any power over their relevant activities and was not involved in their business activities including policy making processes. This was supported by equity holders' agreements entered which only provided the Group with protective rights.

On 31 March 2021, the equity holders' agreements ("SHA") entered between FSGD, which holds a 90% equity interest in, and a third party which holds the remaining 10% equity interest in, the East Sun Entities were terminated. Upon the termination of the SHA, FSGD has obtained control over more than half of the voting power of and the board composition of each of the East Sun Entities. Accordingly, the East Sun Entities have become 90%-owned subsidiaries of the Group and were consolidated by the Group pursuant to IFRS 3 *Business Combinations* with effect from that date. No purchase consideration was payable by the Group for the gain in control of the entities.

The acquisition values ascribed to the non-current assets of the East Sun Entities were based on their fair values at the date of the gain of control of these entities. No goodwill or gain on bargain purchase has arisen from the gain in control of the East Sun Entities. There have not been any adjustments made upon the finalisation of the purchase price allocation. However, the Group has reversed deferred tax liabilities amounting to \$4,190,000 (RMB20,004,000) recognised in respect of the unquoted equity investments measured at fair value through profit or loss account prior to the gain in control over the East Sun Entities.

From the date of gain in control to 31 December 2021, the East Sun Entities acquired contributed revenue of \$3,146,000 (RMB15,132,000) and net profit after tax and non-controlling interests of \$18,703,000 (RMB89,960,000) to the Group's results. If the acquisition had occurred on 1 January 2021, management estimates that the consolidated revenue of the East Sun Entities would have been \$4,437,000 (RMB21,344,000) and the consolidated profit after tax and non-controlling interests for the year would have been \$19,053,000 (RMB91,646,000). In determining these amounts, management has assumed that the fair value adjustments that arose on the date of acquisition would have been the same if the acquisition had occurred on 1 January 2021.

Except for (a), (c) and (f), the acquisitions were accounted for as acquisitions of assets and are out of scope of IFRS 3 *Business Combinations*.

NOTES TO THE FINANCIAL STATEMENTS

30. Acquisition of and gain in control of subsidiaries (cont'd)

Identifiable assets acquired and liabilities assumed

The following table summarises the aggregated recognised amounts of assets acquired and liabilities assumed at the respective dates of acquisition.

	Note	Asset acquisitions 2022 \$'000	Business combinations 2022 \$'000	Total 2022 \$'000	Total 2021 \$'000
Property, plant and equipment (including right-of-use assets)	4	-	288,685	288,685	13,528
Investment properties	5	-	-	-	48,990
Deferred tax assets	11	-	-	-	5,187
Assets held-for-sale		-	-	-	36,166
Development properties		-	-	-	298,655
Inventories		-*	936	936	-
Trade and other receivables		-	5,645	5,645	14,095
Cash and cash equivalents		1	6,995	6,996	23,519
Trade and other payables		-	(33,411)	(33,411)	(46,702)
Provision for tax		-	-	-	(826)
Deferred tax liabilities	11	-	(47,742)	(47,742)	(11,818)
Shareholder's loan		-	(108,918)	(108,918)	(85,945)
Lease liabilities		-	(11,889)	(11,889)	-
Contract liabilities		-	(405)	(405)	-
Liabilities held-for-sale		-	-	-	(6,475)
Net identifiable assets acquired		1	99,896	99,897	288,374
Shareholder's loan acquired		-	108,918	108,918	85,945
Non-controlling interests (based on share of net assets)		-	(5,005)	(5,005)	(19,963)
Financial assets de-recognised		-	-	-	(44,132)
Goodwill arising from acquisition		-	40,353	40,353	-
Net identifiable assets owned		-*	-	-	-
Total consideration		1	244,162	244,163	310,224
Less: Deferred consideration		-	-	-	(24,089)
Total consideration paid		1	244,162	244,163	286,135
Less:					
- Cash and cash equivalents acquired		(1)	(6,995)	(6,996)	(23,519)
- Deposit paid in FY2020		-	-	-	(20,749)
- Set off against loans and interest receivable from vendor		-	(243,967)	(243,967)	-
Net cash outflow/(inflow)		-*	(6,800)	(6,800)	241,867

* Amount less than \$1,000

NOTES TO THE FINANCIAL STATEMENTS

30. Acquisition of and gain in control of subsidiaries (cont'd)

Measurement of fair values

The valuation techniques used for measuring the fair value of material assets acquired in FY2022 and FY2021 were as follows:

Asset acquired	Valuation technique
Property, plant and equipment, and investment properties	<i>Market comparison and discounted cash flow methodology:</i> The market comparison method considers recent quoted market prices for similar properties. Under the discounted cash flow methodology, future cash flows are estimated based on the present value of expected payment, which is determined by considering the fair value at the time of exit and discounted to their present value.

31. Disposal of subsidiaries

(a) Disposal of subsidiaries

FY2021

- i. On 21 April 2021, FS GBA Holding Limited ("FSGBA"), an indirect wholly-owned subsidiary of the Company, disposed of 50.1% of the issued shares in FS GBA JV Limited ("FSGBAJV") to a third party for a cash consideration of \$501.

Following the disposal, FSGBAJV and its subsidiaries ceased to be subsidiaries of the Group. As FSGBA holds 49.9% of the issued shares in FSGBAJV and FSGBA is an indirect wholly-owned subsidiary of the Company, FSGBAJV has become an associated company of the Group.

The net assets and cash flows of the subsidiaries disposed of are provided below:

	2021 \$'000
Other receivables	2
Trade and other payables	(4)
Non-controlling interest	-
Identified net liabilities disposed	(2)
Total consideration	1
Less: Cash and cash equivalents disposed	-
Net cash inflow	1
Total consideration	1
Less:	
Net identified liabilities/(assets) on disposal	2
Add:	
Realisation of foreign currency translation reserve	2
Fair value of retained interests in associates	(1)
Gain on disposal	4

The gain on disposal of subsidiaries is recognised in other gains (net) in the consolidated statement of profit or loss.

NOTES TO THE FINANCIAL STATEMENTS

31. Disposal of subsidiaries (cont'd)

(b) Dilution of interest in subsidiaries

FY2022

On 26 July 2022, FS Pitt Street Pte. Ltd. ("FSPS"), an indirect wholly-owned subsidiary of the Company, issued 1 ordinary share to Tai Tak Industries Pte. Ltd., a wholly-owned subsidiary of Tai Tak Estates Sendirian Berhad, for a subscription price of approximately AUD3,492. Following the issuance of the ordinary share, the Company's shareholding interest in FSPS decreased from 100% to 50%. FSPS has therefore ceased to be a subsidiary of the Company with effect from that date and is now a 50%-owned joint venture company of the Company.

FY2021

- i. On 30 June 2021, Dongguan East Sun Limited ("East Sun"), an indirect 90%-owned subsidiary of the Company, diluted its equity interest in its subsidiary, Dongguan Wan Li Group Limited ("Wan Li") from 100% to 49% as a result of capital contributions made by a third party of an aggregate amount of \$39,523,000 (RMB190,107,000). Wan Li has therefore ceased to be a subsidiary of the Group with effect from that date.

As the voting rights in Wan Li are subject to the unanimous consent from East Sun and the 51% third party equity holder, the Group's effective equity interest of 44.1% in Wan Li is accounted for as a joint venture upon the loss of control in the entity.

- ii. On 28 June 2021, a supplementary agreement to amend the equity holders' agreement dated 17 January 2020 was entered between East Sun and a third party, pursuant to which East Sun shall control 49% of the voting power as well as control over the board composition of Dongguan Wan Li No. 1 Property Management Co., Ltd. ("Wan Li No. 1"), notwithstanding that East Sun continues to hold 100% of the legal equity interest in Wan Li No. 1 as at 31 December 2021. The consideration paid by the third party amounted to \$34,185,000 (RMB164,427,000). Wan Li No. 1 therefore ceased to be a subsidiary of the Group with effect from that date. As the voting rights in Wan Li No. 1 are subject to the unanimous consent from East Sun and the third party, the Group's effective equity interest of 44.1% in Wan Li No. 1 is accounted for as a joint venture upon the loss of control in the entity.

The fair value of the Group's retained interests in the two joint ventures upon the loss of their control was determined based on an external valuation of the investment properties held by the two entities on the respective dates of loss of control, which is categorised within Level 2 of the fair value hierarchy.

- iii. On 10 December 2021, an indirect wholly-owned subsidiary of the Company reduced its equity interest in a subsidiary, East Sun No. 1 in the PRC, from 90% to 49.5%, as a result of cash contributions made by two unrelated third parties to the registered capital and the capital reserves of East Sun No. 1 amounting to \$21,704,000 (RMB104,397,000) in aggregate. East Sun No. 1 ceased to be a subsidiary of the Group and became an associate of the Group with effect from that date.

The fair value of the retained interest in the associate upon the loss of control was determined based on an external equity valuation of the entity on the date of loss of control, which is categorised within Level 2 of the fair value hierarchy.

NOTES TO THE FINANCIAL STATEMENTS

31. Disposal of subsidiaries (cont'd)

(b) Dilution of interest in subsidiaries (cont'd)

The aggregate cash flows and net assets of the above-mentioned subsidiaries in which the Group diluted its interest during the financial year ended 31 December 2022 and 2021 are provided below:

	2022 \$'000	2021 \$'000
Property, plant and equipment	-	911
Investment properties	-	133,967
Other receivables	10	37,029
Cash at bank	-*	1,158
Deferred tax liabilities	-	(7,914)
Trade and other payables	(4)	(33,764)
Non-controlling interest	-	(270)
Identified net assets disposed	6	131,117
Total consideration	-	95,412
Less:		
Cash and cash equivalents disposed	-	(1,158)
Deposit refunded	-	(10,395)
Net cash inflow	-	83,859
Total consideration	-	95,412
Less:		
Net identified assets on disposal	(6)	(131,117)
Deposit refunded	-	(10,395)
Add:		
Fair value of retained interests in an associate and joint ventures	(3)	65,585
(Loss)/gain on dilution of interests in subsidiaries	(3)	19,485

* Amount less than \$1,000

The loss on dilution is recognised under other gains in the consolidated statement of profit or loss in 2022.

The gain on dilution is part of the gain on disposal of assets and liabilities held-for-sale recognised under other gains in the consolidated statement of profit or loss in 2021.

NOTES TO THE FINANCIAL STATEMENTS

32. Operating segments

Information reported to the Group CEO and Group CFO (collectively the Group's chief operating decision makers ("CODM")) for the purpose of resource allocation and assessment of performance is specifically focused on the functionality of services provided. The following summary describes the operations in each of the Group's reportable segments:

- Property development – development and/or purchase of properties for sale
- Property investment – development and/or purchase of investment properties (including hotels) for rental income
- Property financing – provision of interest-bearing loans to associates, joint ventures and third parties, subscription of debt securities, and vendor financing arrangements
- Hotel operations – hotels and hotspring owner

Information regarding the results of each reportable segment is included below. Performance is measured based on segment profit before income tax, as included in the internal management reports that are reviewed by the Group's CODM. Segment profit is used to measure performance as management believes that such information is the most relevant in evaluating the results of certain segments relative to other entities that operate within these industries.

NOTES TO THE FINANCIAL STATEMENTS

32. Operating segments (cont'd)

Information about reportable segments

	Property development \$'000	Property investment \$'000	Property financing \$'000	Hotel operations \$'000	Total reportable segments \$'000	Unallocated \$'000	Total \$'000
2022							
Segment revenue	207,020	15,300	82,354	139,022	443,696	15,250	458,946
Elimination of inter-segment revenue	(1,122)	(4,419)	(9,058)	(3,707)	(18,306)	(13,147)	(31,453)
External revenue	<u>205,898</u>	<u>10,881</u>	<u>73,296</u>	<u>135,315</u>	<u>425,390</u>	<u>2,103</u>	<u>427,493</u>
Profit/(loss) from operating activities	102,984	18,738	66,128	(10,698)	177,152	(9,921)	167,231
Finance income	26,491	116	-	7,791	34,398	2,461	36,859
Finance costs	(35,152)	(1,470)	(51)	(7,447)	(44,120)	(4,311)	(48,431)
Share of after-tax profit/(loss) of associates and joint ventures	39,233	(19,537)	-	20,369	40,065	(8)	40,057
Segment profit/(loss) before tax	<u>133,556</u>	<u>(2,153)</u>	<u>66,077</u>	<u>10,015</u>	<u>207,495</u>	<u>(11,779)</u>	<u>195,716</u>
Other material non-cash items (debit)/credit:							
Depreciation	(1,419)	(219)	(90)	(16,171)	(17,899)	(811)	(18,710)
Fair value gain/(loss) on:							
- other investments	-	-	-	-	-	(1,290)	(1,290)
- investment properties (net)	-	1,271	-	-	1,271	-	1,271
- derivatives (net)	47,251	10,462	45,895	42,756	146,364	-	146,364
(Impairment loss)/reversal of impairment loss on:							
- financial assets - third party trade receivables	-	-	(26,550)	(7)	(26,557)	-	(26,557)
- property, plant and equipment	-	-	-	(27,390)	(27,390)	-	(27,390)
- goodwill	-	-	-	(15,763)	(15,763)	-	(15,763)
Property, plant and equipment written off	(15)	-	-	-	(15)	(14)	(29)
Write-down of development properties	<u>(16,441)</u>	<u>-</u>	<u>-</u>	<u>-</u>	<u>(16,441)</u>	<u>-</u>	<u>(16,441)</u>
Assets							
Segment assets	1,626,768	202,956	666,317	667,811	3,163,852	54,194	3,218,046
Interests in associates and joint ventures	1,085,893	24,995	-	1	1,110,889	9,178	1,120,067
	<u>2,712,661</u>	<u>227,951</u>	<u>666,317</u>	<u>667,812</u>	<u>4,274,741</u>	<u>63,372</u>	<u>4,338,113</u>
Liabilities							
Segment liabilities	<u>1,393,068</u>	<u>55,054</u>	<u>475,206</u>	<u>390,899</u>	<u>2,314,227</u>	<u>97,900</u>	<u>2,412,127</u>
Other segment information:							
Capital expenditure*	<u>318</u>	<u>56,677</u>	<u>258</u>	<u>301,787</u>	<u>359,040</u>	<u>1,042</u>	<u>360,082</u>

* Includes property, plant and equipment and investment properties (including those acquired via acquisition).

NOTES TO THE FINANCIAL STATEMENTS

32. Operating segments (cont'd)

Information about reportable segments (cont'd)

	Property development \$'000	Property investment \$'000	Property financing \$'000	Hotel operations \$'000	Total reportable segments \$'000	Unallocated \$'000	Total \$'000
2021							
Segment revenue	415,129	17,676	118,994	42,797	594,596	13,647	608,243
Elimination of inter-segment revenue	-	(7,255)	-	(779)	(8,034)	(11,039)	(19,073)
External revenue	415,129	10,421	118,994	42,018	586,562	2,608	589,170
Profit/(loss) from operating activities	87,243	34,238	106,841	(17,919)	210,403	(9,079)	201,324
Finance income	13,355	168	32	2,880	16,435	4,109	20,544
Finance costs	(16,278)	(654)	(25)	(6,748)	(23,705)	(6,643)	(30,348)
Share of after-tax profit/(loss) of associates and joint ventures	14,910	7,021	(171)	(10,682)	11,078	(3)	11,075
Segment profit/(loss) before tax	99,230	40,773	106,677	(32,469)	214,211	(11,616)	202,595
Other material non-cash items (debit)/credit:							
Depreciation	(309)	(592)	(88)	(11,850)	(12,839)	(602)	(13,441)
Fair value (loss)/gain on:							
- derivatives (net)	(7,459)	4,008	53,436	3,283	53,268	-	53,268
- investment properties	-	4,439	-	-	4,439	-	4,439
- other investments	-	316	-	-	316	3,439	3,755
Impairment loss on:							
- financial assets – loan receivable from a joint venture company	-	-	(6,677)	-	(6,677)	-	(6,677)
- property, plant and equipment	(228)	-	-	(9,538)	(9,766)	-	(9,766)
Property, plant and equipment written off	(9)	(5,601)	-	-	(5,610)	-	(5,610)
Write-down of development properties	(10,890)	-	-	-	(10,890)	-	(10,890)
Assets							
Segment assets	1,504,755	106,794	1,241,318	354,919	3,207,786	68,194	3,275,980
Interests in associates and joint ventures	876,860	191,448	-	(50,662)	1,017,646	9,889	1,027,535
	2,381,615	298,242	1,241,318	304,257	4,225,432	78,083	4,303,515
Liabilities							
Segment liabilities	1,290,196	57,814	775,149	119,214	2,242,373	82,288	2,324,661
Other segment information:							
Capital expenditure*	8,063	62,518	-	870	71,451	158	71,609

* Includes property, plant and equipment and investment properties (including those acquired via acquisition).

NOTES TO THE FINANCIAL STATEMENTS

32. Operating segments (cont'd)

Geographical information

The Group's main businesses are those relating to property development, property investment, property financing and hotel operations.

In presenting information on the basis of geographical segments, segment revenue is based on the geographical location of customers and segment assets are based on the geographical location of the assets.

	2022 \$'000	2021 \$'000
Revenue		
PRC	270,063	505,445
Europe	155,226	82,248
Other countries	2,204	1,477
	<u>427,493</u>	<u>589,170</u>
Non-current assets*		
PRC	1,245,350	1,133,969
Europe	588,566	337,316
Other countries	57,491	37,512
	<u>1,891,407</u>	<u>1,508,797</u>

* Include goodwill, property, plant and equipment, investment properties and interests in associates and joint ventures.

33. Financial risk management objectives and policies

Overview

Risk management is integral to the whole business of the Group. The management continually monitors the Group's risk management process to ensure that an appropriate balance between risk and control is achieved.

Risk management framework

The Group and the Company are exposed to financial risks arising from its operations and the use of financial instruments. The key financial risks are credit risk, liquidity risk, market risk, interest rate risk and foreign currency risk.

The board of directors has overall responsibility for the establishment and oversight of the Group's risk management framework. The Group's risk management policies are established to identify and analyse the risks faced by the Group, to set appropriate risk limits and controls, and to monitor risks and adherence to limits. Risk management policies and systems are reviewed regularly to reflect changes in market conditions and the Group's activities.

The Audit and Risk Committee oversees how management monitors compliance with the Group's risk management policies and procedures, and reviews the adequacy of the risk management framework in relation to the risks faced by the Group.

The following sections provide details regarding the Group's and Company's exposure to the above-mentioned financial risks and the objectives, policies and processes for the management of these risks.

NOTES TO THE FINANCIAL STATEMENTS

33. Financial risk management objectives and policies (cont'd)

Credit risk

Credit risk is the risk of potential financial loss resulting from the failure of a customer or counterparty to settle its financial and contractual obligations to the Group, as and when they fall due. The Group's and the Company's exposure to credit risk arises primarily from trade and other receivables.

It is the Group's policy that receivable balances are monitored on an ongoing basis with the result that the Group's exposure to bad debts is not significant.

Trade and other receivables - vendor financing

The Group has a credit policy in place which establishes credit limits for customers and monitors their balances on an ongoing basis.

The Group assesses the credit risk in respect of its property development operations to be relatively low as payments are usually received from property buyers in advance.

ECL assessment

The Group uses a provision matrix to measure the lifetime ECL allowance for trade receivables.

In measuring the ECLs, trade receivables are grouped based on shared credit risk characteristics and days past due.

In calculating the ECL rates, the Group benchmarks to historical data for similar financial assets and adjusts for forward-looking macroeconomic factors.

The following table provides information about the exposure to credit risk and ECLs for trade receivables as at 31 December 2022:

	Group Gross carrying amount		Credit impaired
	2022 \$'000	2021 \$'000	
Not past due	-	907	No (2021: No)
Past due 1 - 60 days	-	67	No (2021: No)
Past due 61 - 90 days	-	23	No (2021: No)
More than 90 days	-	51	No (2021: Yes)
	-	1,048	

The gross trade receivable balances of \$Nil (2021: \$51,000) at 31 December 2022 that were more than 90 days past due related to outstanding vendor financing receivables in the PRC, for which the purchasers had defaulted on their instalment payments. The Group still holds the legal title of the underlying units. The Group believes that no ECL allowance in respect of these balances is required at the reporting date.

Trade and other receivables - hotel receivables

The Group does not have any significant concentrations of credit risk. Sales are made to customers that meet the Group's credit rating. Goods and services are sold subject to payment deadlines ranging from zero to 90 days. A different payment period may apply to major customers, in which case additional securities are demanded, including guarantees. The ECL allowance in respect of these balances is immaterial at the reporting date.

NOTES TO THE FINANCIAL STATEMENTS

33. Financial risk management objectives and policies (cont'd)

Credit risk (cont'd)

Trade and other receivables (excluding vendor financing and hotel receivables)

The Group assesses the credit risk in respect of the property financing operations, including entrusted loans to third parties to be relatively low as such loans are generally secured by a first legal mortgage of land use rights and/or property as well as personal guarantees and/or corporate guarantees. The loan disbursed is capped at a pre-set loan to value ratio of the property collateral. In respect of the credit risk arising from its property investment operations, the Group manages the risk by collecting rental deposits in advance and monitors the outstanding balances on an ongoing basis, therefore, the credit risk is relatively low. In relation to amount due from an affiliate of a non-controlling interest of a subsidiary and amounts due from non-controlling interests of subsidiaries, the Group has a credit policy in place and the exposure to credit risk is monitored on an ongoing basis. Credit evaluations are performed for debtors requiring credit over a certain amount.

Included in the gross trade and other receivables balances at 31 December 2021 were outstanding loan principal of \$70,145,000 (RMB329.9 million) in aggregate, in respect of two cross collateralised PRC property financing loans, namely Pudong Villa loan and Pudong Mall loan, for which the Group commenced legal enforcement action in the Shanghai court in November 2020 against the borrower group due to the breach of a settlement agreement entered into with the borrower group. The Group holds the first legal mortgage to the properties pledged as loan collateral. The Group applied to the Shanghai court to commence the foreclosure auction of both properties in December 2021 which did not take place yet as at 31 December 2021. Based on the external valuation of the mortgaged properties, no allowance for ECL was deemed necessary for the outstanding loan principal due and interest accrued as at 31 December 2021.

In April 2022, the foreclosure auctions of the Pudong Villa loan and Pudong Mall loan were completed as part of the Group's debt recovery process and the Group received total net auction proceeds of \$61,628,000 (RMB300,772,000). The outstanding Pudong Villa loan principal and interest accrued of \$11,991,000 (RMB62,063,000) in aggregate has been fully repaid and the excess net auction proceeds of Pudong Villa of \$996,000 (RMB5,156,000) was applied toward the partial settlement of the outstanding Pudong Mall loan principal and interest accrued up to the auction date on 22 April 2022. After set off with the net auction proceeds, the outstanding Pudong Mall loan principal and interest receivable amounted to \$25,185,000 (RMB130,359,000) in aggregate as at 31 December 2022. The Shanghai court has, on behalf of the Group, placed several legal caveats on the remaining properties of the borrower group. In view of the uncertainty in the recovery process, the Group fully impaired this exposure as at 31 December 2022.

Other than the above mentioned, the Group recognised an allowance for ECL amounting to \$6,677,000 (EUR4,200,000) for the year ended 31 December 2021 in respect of its loan to a joint venture amounting to \$57,491,000 (EUR37,500,000).

Non-trade amounts due from subsidiaries

The Company held non-trade receivables from its subsidiaries amounting to \$982,937,000 (2021: \$1,463,164,000) as at 31 December 2022. These balances represent amounts loaned to its subsidiaries to satisfy their long and short-term funding requirements. Impairment on these balances has been measured on the 12-month expected loss basis which reflects the low credit risk of the exposure. No allowance of these balances is required at the reporting date.

Derivatives

Derivatives are only entered into with banks and financial institutions with sound credit ratings.

NOTES TO THE FINANCIAL STATEMENTS

33. Financial risk management objectives and policies (cont'd)

Credit risk (cont'd)

Financial guarantees

As at 31 December 2022, the Group provided guarantees amounting to \$143,044,000 (2021: \$269,153,000) to banks in connection with mortgage loans granted to purchasers to finance their purchase of the properties developed by the Group in the PRC. Pursuant to the terms of the guarantees, if a purchaser defaults on the payment of his or her mortgage loan during the term of the guarantee, the Group is responsible to repay the outstanding amount under the loan and any accrued interest and penalty thereon owed by the defaulting purchaser to the bank. The guarantees will terminate upon the earlier of (i) the completion of the registration of the relevant property mortgages and the issuance of the relevant property ownership certificates of the properties to the purchasers; and (ii) the satisfaction of the mortgage loans by the purchasers of the properties.

The Group had also executed guarantees amounting to \$209,938,000 as at 31 December 2022 (2021: \$144,215,000) in favour of banks in respect of secured development loan facilities granted to certain associates of the Group. In addition, the Group also provided a counter indemnity amounting to \$19,301,000 as at 31 December 2022 (2021: \$21,239,000) for a guarantee issued by a bank of an associate to the Dongguan property bureau in lieu of the associate placing pre-sale proceeds in the project escrow account.

The Group computes ECL for financial guarantees using the probability of default approach. In determining ECL for financial guarantees, the Group considers events such as default on instalment payments by purchasers of the properties and determined that a significant increase in credit risk would occur when there are changes in the risk that the specified debtor would default on the contract. As at the reporting date, the Group did not recognise any liabilities in respect of the financial guarantees granted in view of the remote default risk.

Credit risk concentration profile

At the end of the reporting year, approximately:

- 74% (2021: 91%) of the Group's trade receivables were due from two (2021: three) major customers located in the PRC.
- 79% (2021: 61%) of the Group's trade and other receivables were due from related parties, while almost all the Company's receivables were balances with subsidiaries.

Liquidity risk

Liquidity risk is the risk that the Group or the Company will not be able to meet its financial obligations as and when they fall due. The Group's and the Company's exposure to liquidity risk arises primarily from mismatches of the maturities of financial assets and liabilities. The Group's and the Company's approach to managing liquidity is to ensure, as far as possible, that it will always have sufficient liquidity to meet its liabilities when due, under both normal and stressed conditions, without incurring unacceptable losses or risking damage to the Group's reputation.

Typically, the Group and the Company ensures that they maintain sufficient reserves of cash on demand and adequate committed lines of funding from major financial institutions and its shareholders to meet its liquidity requirements in the short and longer term. This excludes the potential impact of extreme circumstances that cannot be reasonably predicted.

The Group has contractual commitments to incur expenditure on its development properties, investment properties and property, plant and equipment (see Note 35).

NOTES TO THE FINANCIAL STATEMENTS

33. Financial risk management objectives and policies (cont'd)

Liquidity risk (cont'd)

Analysis of financial liabilities by remaining contractual maturities

The expected undiscounted cash outflows of financial liabilities, including interest payments, if any, and excluding netting agreements are as follows:

	Carrying amount \$'000	Contractual cash flows \$'000	Cash flows within 1 year \$'000	Cash flows after 1 year but within 5 years \$'000	Cash flows after 5 years \$'000
Group					
2022					
Non-derivative financial liabilities					
Loans and borrowings	1,008,386	(1,036,444)	(107,679)	(927,396)	(1,369)
Lease liabilities	90,536	(136,298)	(5,995)	(22,933)	(107,370)
Trade and other payables	1,160,488	(1,161,310)	(1,152,084)	(7,425)	(1,801)
Recognised financial liabilities	2,259,410	(2,334,052)	(1,265,758)	(957,754)	(110,540)
Financial guarantees	-	(372,283)	(372,283)	-	-
	2,259,410	(2,706,335)	(1,638,041)	(957,754)	(110,540)
Derivative financial instruments					
<u>Derivative assets</u>					
CCSs, FCSs and FXFs (gross settled)	(169,382)				
- Outflow		(790,420)	(189,005)	(601,415)	-
- Inflow		843,853	220,605	623,248	-
<u>Derivative liabilities</u>					
CCSs, FCSs and FXFs (gross settled)	434				
- Outflow		(531,755)	(359,001)	(172,754)	-
- Inflow		569,195	393,408	175,787	-

NOTES TO THE FINANCIAL STATEMENTS

33. Financial risk management objectives and policies (cont'd)

Liquidity risk (cont'd)

Analysis of financial liabilities by remaining contractual maturities (cont'd)

	Carrying amount \$'000	Contractual cash flows \$'000	Cash flows within 1 year \$'000	Cash flows after 1 year but within 5 years \$'000	Cash flows after 5 years \$'000
Group					
2021					
Non-derivative financial liabilities					
Loans and borrowings	1,088,907	(1,112,131)	(155,082)	(955,299)	(1,750)
Lease liabilities	70,881	(115,284)	(5,410)	(19,373)	(90,501)
Trade and other payables	842,103	(844,703)	(834,272)	(8,176)	(2,255)
Recognised financial liabilities	2,001,891	(2,072,118)	(994,764)	(982,848)	(94,506)
Financial guarantees	-	(434,607)	(434,607)	-	-
	2,001,891	(2,506,725)	(1,429,371)	(982,848)	(94,506)
Derivative financial instruments					
<u>Derivative assets</u>					
CCSs, FCSs and FXFs (gross settled)	(52,543)				
Outflow		(978,610)	(206,027)	(772,583)	-
Inflow		1,029,761	217,611	812,150	-
<u>Derivative liabilities</u>					
CCSs, FCSs and FXFs (gross settled)	29,960				
Outflow		(994,075)	(122,308)	(871,767)	-
Inflow		944,772	106,920	837,852	-

NOTES TO THE FINANCIAL STATEMENTS

33. Financial risk management objectives and policies (cont'd)

Liquidity risk (cont'd)

Analysis of financial liabilities by remaining contractual maturities (cont'd)

	Carrying amount \$'000	Contractual cash flows \$'000	Cash flows within 1 year \$'000	Cash flows after 1 year but within 5 years \$'000	Cash flows after 5 years \$'000
Company					
2022					
Non-derivative financial liabilities					
Loans and borrowings	1,030,386	(1,061,084)	(108,398)	(950,934)	(1,752)
Lease liabilities	362	(368)	(149)	(219)	-
Trade and other payables	263,186	(263,186)	(263,186)	-	-
Recognised financial liabilities	1,293,934	(1,324,638)	(371,733)	(951,153)	(1,752)
Derivative financial instruments					
<u>Derivative assets</u>					
CCSs, FCSs and FXFs (gross settled)	(169,382)				
- Outflow		(790,420)	(189,005)	(601,415)	-
- Inflow		843,853	220,605	623,248	-
<u>Derivative liabilities</u>					
CCSs, FCSs and FXFs (gross settled)	434				
- Outflow		(531,755)	(359,001)	(172,754)	-
- Inflow		569,195	393,408	175,787	-
2021					
Non-derivative financial liabilities					
Loans and borrowings	1,110,907	(1,136,878)	(155,801)	(978,837)	(2,240)
Lease liabilities	106	(106)	(106)	-	-
Trade and other payables	273,241	(273,241)	(273,241)	-	-
Recognised financial liabilities	1,384,254	(1,410,225)	(429,148)	(978,837)	(2,240)
Derivative financial instruments					
<u>Derivative assets</u>					
CCSs, FCSs and FXFs (gross settled)	(52,543)				
- Outflow		(978,610)	(206,027)	(772,583)	-
- Inflow		1,029,761	217,611	812,150	-
<u>Derivative liabilities</u>					
CCSs, FCSs and FXFs (gross settled)	29,960				
- Outflow		(994,075)	(122,308)	(871,767)	-
- Inflow		944,772	106,920	837,852	-

NOTES TO THE FINANCIAL STATEMENTS

33. Financial risk management objectives and policies (cont'd)

Liquidity risk (cont'd)

Analysis of financial liabilities by remaining contractual maturities (cont'd)

The maturity analyses show the contractual undiscounted cash flows of the financial liabilities of the Group and the Company on the basis of their earliest possible contractual maturity.

The interest payments on variable interest rate loans in the table above reflect market forward interest rates at the period end and these amounts may change as market interest rates change. Except for these financial liabilities and the cash flows arising from the financial guarantees issued, it is not expected that the cash flows included in the maturity analyses above could occur significantly earlier, or at significantly different amounts.

Market risk

Market risk is the risk that changes in market prices, such as interest rates and foreign exchange rates, will affect the Group's income or the value of its holdings of financial instruments. The objective of market risk management is to manage and control market risk exposures within acceptable parameters, while optimising the return on risk.

Interest rate risk

Interest rate risk relates to the fluctuation risk of the fair value or future cash flow of the Group's financial instruments due to inter alia changes in market interest rates. The Group's exposure to interest rate risk arises primarily from its loans and certain financial derivative contracts. The Group adopts a policy of managing its interest rate exposure by maintaining a debt portfolio with fixed and floating interest rates and contracting fixed rate CCSs.

The Group's financial assets comprise cash balances placed with reputable banks and financial institutions which generate interest income for the Group. The Group manages its interest rate risks on its interest income by placing the cash balances on varying maturities and interest rate terms.

The Group's financial liabilities comprise mainly bank loans which expose the Group to interest rate risk. The Group enters into fixed rate CCSs to achieve a natural hedge on part of its foreign currency and interest rate risk exposure for its variable rate loans and borrowings. As at 31 December 2022, approximately 73% (2021: 85%) of the Group's borrowings were at fixed rates of interest or hedged through fixed rate CCSs.

Sensitivity analysis for interest rate risk

At the end of the reporting period, an increase/decrease of 100 (2021: 100) basis points ("bps") in interest rates, with all other variables, in particular foreign currency rates, remain constant, would have (decreased)/increased the Group's and Company's profit before tax by \$2,728,000 (2021: \$1,694,000) as a result of increased/decreased interest expense on floating rate bank loans. There is no impact on other components of equity.

NOTES TO THE FINANCIAL STATEMENTS

33. Financial risk management objectives and policies (cont'd)

Foreign currency risk

The Group is exposed to foreign currency risk on sales, purchases and borrowings that are denominated in a currency other than the respective functional currencies of the Group entities. The currencies giving rise to this risk are primarily the EUR, Singapore Dollar, RMB, US Dollar, Malaysian Ringgit and A\$.

Please refer to Note 9 for details of the financial derivatives that the Group has entered into. The Group does not apply hedge accounting.

The exposure of the Group and Company to foreign currencies based on nominal amounts is as follows:

	EUR \$'000	Singapore Dollar \$'000	RMB \$'000	US Dollar \$'000	Malaysian Ringgit \$'000	A\$ \$'000
Group						
2022						
Cash and cash equivalents	6,046	333	4,374	1,912	-	203
Trade and other receivables	-	10	14,771	584	-	911
Trade and other payables	(1,021)	(92)	(3,578)	(596)	(1,564)	(9,271)
Intercompany balances	737,916	(2,234)	127,490	-	-	51,248
Loans and borrowings	(141,833)	-	(128,323)	(116,230)	-	(911)
Net statement of financial position exposure	601,108	(1,983)	14,734	(114,330)	(1,564)	42,180
CCSs, FCSs and FXFs	(1,155,829)	-	(532,821)	(97,656)	-	(70,273)
Net exposure	(554,721)	(1,983)	(518,087)	(211,986)	(1,564)	(28,093)
2021						
Cash and cash equivalents	2,699	295	126,104	2,692	-	510
Trade and other receivables	-	21	15,286	341	-	-
Trade and other payables	(1,015)	(62)	(2,669)	(214)	(1,665)	(9,866)
Intercompany balances	997,976	-	175,287	-	-	44,380
Loans and borrowings	(22,767)	-	-	(197,611)	-	(20,914)
Net statement of financial position exposure	976,893	254	314,008	(194,792)	(1,665)	14,110
CCSs, FCSs and FXFs	(1,106,707)	-	(607,583)	(164,080)	-	(25,548)
Net exposure	(129,814)	254	(293,575)	(358,872)	(1,665)	(11,438)

NOTES TO THE FINANCIAL STATEMENTS

33. Financial risk management objectives and policies (cont'd)

Foreign currency risk (cont'd)

	EUR \$'000	RMB \$'000	US Dollar \$'000	A\$ \$'000
Company				
2022				
Cash and cash equivalents	5,811	1,988	1,713	166
Trade and other receivables	-	-	578	-
Trade and other payables	(1,021)	(3,578)	(592)	(9,271)
Intercompany balances	738,165	89,062	71	51,713
Loans and borrowings	(141,833)	(128,323)	(116,230)	(911)
Net statement of financial position exposure CCSs, FCSs and FXFs	601,122 (1,155,829)	(40,851) (532,821)	(114,460) (97,656)	41,697 (70,273)
Net exposure	(554,707)	(573,672)	(212,116)	(28,576)
2021				
Cash and cash equivalents	2,660	125,824	2,372	510
Trade and other receivables	-	-	335	-
Trade and other payables	(1,015)	(2,570)	(209)	(9,866)
Intercompany balances	1,000,270	105,637	11	44,690
Loans and borrowings	(22,767)	-	(197,611)	(20,914)
Net statement of financial position exposure CCSs, FCSs and FXFs	979,148 (1,106,707)	228,891 (607,583)	(195,102) (164,080)	14,420 (25,548)
Net exposure	(127,559)	(378,692)	(359,182)	(11,128)

Sensitivity analysis

A 10% (2021: 10%) strengthening of the following major currencies against the functional currency of each of the Group's entities at the reporting date would impact the profit before tax of the Group and the Company by the amounts shown below. A 10% weakening of the above major currencies against the functional currency of each of the Group's entities at the reporting date would have an equal but opposite effect. There is no impact on other components of equity. This analysis assumes that all other variables, in particular interest rates, remain constant.

	Group		Company	
	Increase/(decrease) in profit before tax		Increase/(decrease) in profit before tax	
	2022 \$'000	2021 \$'000	2022 \$'000	2021 \$'000
EUR	(55,472)	(12,981)	(55,471)	(12,756)
Singapore Dollar	(198)	25	-	-
RMB	(51,809)	(29,358)	(57,367)	(37,869)
US Dollar	(21,199)	(35,887)	(21,211)	(35,918)
Malaysian Ringgit	(156)	(167)	-	-
A\$	(2,809)	(1,144)	(2,858)	(1,113)

NOTES TO THE FINANCIAL STATEMENTS

33. Financial risk management objectives and policies (cont'd)

Accounting classifications and fair values

Fair values versus carrying amounts

The carrying amounts and fair values of financial assets and financial liabilities, including their levels in the fair value hierarchy are set out below. It does not include fair value information for financial assets and financial liabilities not measured at fair value if the carrying amount is a reasonable approximation of fair value.

Group	Note	Carrying amount			Total \$'000	Fair value		
		Financial assets at amortised cost \$'000	Financial liabilities at amortised cost \$'000	Designated at fair value through profit or loss \$'000		Level 1 \$'000	Level 2 \$'000	Level 3 \$'000
2022								
Financial assets not measured at fair value								
Trade and other receivables, excluding prepayments	12	881,107	-	-	881,107			
Cash and cash equivalents	15	270,263	-	-	270,263			
		<u>1,151,370</u>	<u>-</u>	<u>-</u>	<u>1,151,370</u>			
Financial assets measured at fair value								
Derivative assets	9	-	-	169,382	169,382	-	169,382	-
Other investments:								
- Equity securities	10	-	-	14,512	14,512	14,512	-	-
- Debt securities	10	-	-	120,782	120,782	-	-	120,782
		<u>-</u>	<u>-</u>	<u>304,676</u>	<u>304,676</u>			
Financial liabilities not measured at fair value								
Loans and borrowings	19	-	(1,008,386)	-	(1,008,386)			
Trade and other payables	20	-	(1,168,147)	-	(1,168,147)			
Lease liabilities	21	-	(90,536)	-	(90,536)			
		<u>-</u>	<u>(2,267,069)</u>	<u>-</u>	<u>(2,267,069)</u>			
Financial liabilities measured at fair value								
Derivative liabilities	9	-	-	(434)	(434)	-	(434)	-

NOTES TO THE FINANCIAL STATEMENTS

33. Financial risk management objectives and policies (cont'd)

Accounting classifications and fair values (cont'd)

Fair values versus carrying amounts (cont'd)

Group	Note	Carrying amount			Total \$'000	Fair value		
		Financial assets at amortised cost \$'000	Financial liabilities at amortised cost \$'000	Designated at fair value through profit or loss \$'000		Level 1 \$'000	Level 2 \$'000	Level 3 \$'000
2021								
Financial assets not measured at fair value								
Trade and other receivables, excluding prepayments	12	1,429,630	-	-	1,429,630	-	1,429,627	-
Cash and cash equivalents	15	343,932	-	-	343,932			
		<u>1,773,562</u>	<u>-</u>	<u>-</u>	<u>1,773,562</u>			
Financial assets measured at fair value								
Derivative assets	9	-	-	52,543	52,543	-	52,543	-
Other investments:								
- Equity securities	10	-	-	15,786	15,786	15,786	-	-
- Debt securities	10	-	-	186,206	186,206	-	-	186,206
		<u>-</u>	<u>-</u>	<u>254,535</u>	<u>254,535</u>			
Financial liabilities not measured at fair value								
Loans and borrowings	19	-	(1,088,907)	-	(1,088,907)			
Trade and other payables	20	-	(850,583)	-	(850,583)			
Lease liabilities	21	-	(70,881)	-	(70,881)			
		<u>-</u>	<u>(2,010,371)</u>	<u>-</u>	<u>(2,010,371)</u>			
Financial liabilities measured at fair value								
Derivative liabilities	9	-	-	(29,960)	(29,960)	-	(29,960)	-

NOTES TO THE FINANCIAL STATEMENTS

33. Financial risk management objectives and policies (cont'd)

Accounting classifications and fair values (cont'd)

Fair values versus carrying amounts (cont'd)

Company	Note	Carrying amount			Total \$'000	Fair value
		Financial assets at amortised cost \$'000	Financial liabilities at amortised cost \$'000	Designated at fair value through profit or loss \$'000		Level 2 \$'000
2022						
Financial assets not measured at fair value						
Trade and other receivables, excluding prepayments	12	989,050	-	-	989,050	
Cash and cash equivalents	15	15,305	-	-	15,305	
		<u>1,004,355</u>	<u>-</u>	<u>-</u>	<u>1,004,355</u>	
Financial assets measured at fair value						
Derivative assets	9	-	-	169,382	169,382	169,382
Financial liabilities not measured at fair value						
Loans and borrowings	19	-	(1,030,386)	-	(1,030,386)	
Lease liabilities	21	-	(362)	-	(362)	
Trade and other payables	20	-	(263,408)	-	(263,408)	
		<u>-</u>	<u>(1,294,156)</u>	<u>-</u>	<u>(1,294,156)</u>	
Financial liabilities measured at fair value						
Derivative liabilities	9	-	-	(434)	(434)	(434)

NOTES TO THE FINANCIAL STATEMENTS

33. Financial risk management objectives and policies (cont'd)

Accounting classifications and fair values (cont'd)

Fair values versus carrying amounts (cont'd)

	Note	Carrying amount			Total \$'000	Fair value
		Financial assets at amortised cost \$'000	Financial liabilities at amortised cost \$'000	Designated at fair value through profit or loss \$'000		Level 2 \$'000
Company						
2021						
Financial assets not measured at fair value						
Trade and other receivables, excluding prepayments	12	1,466,342	-	-	1,466,342	
Cash and cash equivalents	15	137,946	-	-	137,946	
		<u>1,604,288</u>	<u>-</u>	<u>-</u>	<u>1,604,288</u>	
Financial assets measured at fair value						
Derivative assets	9	-	-	52,543	52,543	52,543
Financial liabilities not measured at fair value						
Loans and borrowings	19	-	(1,110,907)	-	(1,110,907)	
Lease liabilities	21	-	(106)	-	(106)	
Trade and other payables	20	-	(273,412)	-	(273,412)	
		<u>-</u>	<u>(1,384,425)</u>	<u>-</u>	<u>(1,384,425)</u>	
Financial liabilities measured at fair value						
Derivative liabilities	9	-	-	(29,960)	(29,960)	(29,960)

Measurement of fair value

Level 2 fair value measurements - derivatives

CCSs, FCSs and FXFs are valued using a valuation technique with market observable inputs. The most frequently applied valuation techniques include forward pricing and swap models, using present value calculations. The models incorporate various inputs including the credit quality of counterparties and foreign exchange spot and forward rates.

NOTES TO THE FINANCIAL STATEMENTS

33. Financial risk management objectives and policies (cont'd)

Accounting classifications and fair values (cont'd)

Measurement of fair value (cont'd)

Level 3 fair value measurements – information about unobservable inputs used

The following tables show the valuation techniques used in measuring Level 3 fair values, as well as the significant unobservable inputs used.

Financial instruments measured at fair value

Type	Valuation technique	Significant unobservable inputs	Inter-relationship between significant unobservable inputs and fair value measurement
Group			
Debt securities – at fair value through profit or loss	Discounted cash flow	Probability of default: 0.0% (2021: 0.0%)	An increase in the probability of default would result in a higher fair value measurement and vice versa.

Financial instruments not measured at fair value

Determination of fair value – Trade and other receivables, excluding prepayments

The fair values disclosed are estimated by discounting expected future cash flows at market incremental lending rate for similar types of lending or borrowing arrangements at the end of the reporting period.

Level 3 fair values

The following table shows a reconciliation of the opening balances to the ending balances for Level 3 fair values:

	Note	Group	
		Unquoted equity and debt securities -at fair value through profit or loss	
		2022	2021
		\$'000	\$'000
At 1 January		186,206	82,742
Additions	10(a), (b)	-	186,206
Effect of gain in control of subsidiaries	30	-	(44,132)
Redemption of debt securities by issuer		(65,424)	(39,500)
Effect of movements in exchange rates		-	890
At 31 December		120,782	186,206

Valuation policies and procedures

Please refer to Note 5(ii) for the valuation policies and procedures of the Group.

NOTES TO THE FINANCIAL STATEMENTS

34. Leases

Leases as lessee

The Group leases land, properties and motor vehicles. The leases typically run for a period of 2 to 29 years, with an option to renew the lease after that date. Lease payments are renegotiated before the maturity of the lease to reflect market rentals. Some leases provide for additional rent payments that are based on changes in local price indices. For certain leases, the Group is restricted from entering into any sub-lease arrangements.

The office and hotel leases were entered into many years ago as combined leases of land. Previously, these leases were classified as operating leases under IAS 17.

The Group has elected not to recognise right-of-use assets and lease liabilities for leases that are short-term (i.e. equal to or less than twelve months) and/or leases of low-value items.

Information about leases for which the Group is a lessee is presented below.

Right-of-use assets

Group

	Leasehold land \$'000	Leased properties \$'000	Motor vehicles \$'000	Interests in leasehold land and leased assets (Note 4) \$'000	Development properties (Note 13) \$'000	Total \$'000
Balance at 1 January 2021	17,241	71,507	199	88,947	-	88,947
Additions	-	760	(26)	734	-	734
Amortisation for the year	(571)	(3,667)	(76)	(4,314)	-	(4,314)
Translation differences on consolidation	856	(3,759)	(8)	(2,911)	-	(2,911)
Balance at 31 December 2021 and 1 January 2022	17,526	64,841	89	82,456	-	82,456
Acquisition of subsidiaries	29,141	62,127	-	91,268	-	91,268
Additions	-	2,543	-	2,543	16,316	18,859
Amortisation for the year	(563)	(3,539)	(69)	(4,171)	-	(4,171)
Impairment charge for the year	-	(4,805)	-	(4,805)	-	(4,805)
Translation differences on consolidation	(2,938)	(7,083)	(4)	(10,025)	(299)	(10,324)
Balance at 31 December 2022	43,166	114,084	16	157,266	16,017	173,283

NOTES TO THE FINANCIAL STATEMENTS

34. Leases (cont'd)

Right-of-use assets (cont'd)

Company

	Note	Leased properties \$'000
Balance at 1 January 2021		312
Amortisation for the year		(208)
Balance at 31 December 2021 and 1 January 2022	4	104
Additions		441
Amortisation for the year		(188)
Balance at 31 December 2022	4	357

Amounts recognised in profit or loss

Group	2022 \$'000	2021 \$'000
-------	----------------	----------------

Leases under IFRS 16

Expenses relating to short-term leases (Note 27)	114	151
Interest expense on lease liabilities (Note 26)	4,434	3,413

Amounts recognised in statement of cash flows

	2022 \$'000	2021 \$'000
Total cash outflow for leases	(9,767)	(5,916)

Extension options

Some property leases contain extension options exercisable by the Group up to one year before the end of the non-cancellable contract period. Where practicable, the Group seeks to include extension options in new leases to provide operational flexibility. The extension options held are exercisable only by the Group and not by the lessors. The Group assesses at lease commencement date whether it is reasonably certain to exercise the extension options. The Group reassesses whether it is reasonably certain to exercise the options if there is a significant event or significant changes in circumstances within its control.

Group as a lessor

The Group leases out its investment properties consisting of its owned commercial properties. The Group has classified these leases as operating leases from a lessor perspective, because they do not transfer substantially all of the risks and rewards incidental to the ownership of the assets. These leases have terms of between one and 25 years. All leases include a clause to enable upward revision of the rental charge on an annual basis according to prevailing market conditions. Note 5 sets out information about the operating leases of the investment properties.

Rental income from investment properties recognised by the Group amounted to \$10,881,000 (2021: \$10,421,000).

NOTES TO THE FINANCIAL STATEMENTS

34. Leases (cont'd)

Group as a lessor (cont'd)

The following table sets out a maturity analysis of lease payments, showing the undiscounted lease payments to be received by the Group after the reporting date.

	2022 \$'000	2021 \$'000
Operating leases		
Within one year	19,662	16,566
After one year but within five years	59,417	50,743
After five years	103,432	115,682
Total	182,511	182,991

35. Commitments

The Group has the following commitments as at the reporting date:

Capital commitments

	Group	
	2022 \$'000	2021 \$'000
Contracted but not provided for in the financial statements:		
- Expenditure in respect of investment properties and development properties	478,551	374,531
- Expenditure in respect of property, plant and equipment	19,285	-

36. Related parties

Other than as disclosed elsewhere in the financial statements, transactions with related parties based on terms agreed between the parties are as follows:

	Group	
	2022 \$'000	2021 \$'000
Associates and joint ventures		
Consultancy fees received and receivable	1,354	2,445
Service income received and receivable	2,052	2,235
Affiliated corporations		
Service income received and receivable	29	32
Consultancy fees received and receivable	-	93

An affiliated corporation is defined as a corporation:

- (a) in which a director of the Group has substantial financial interests or who is in a position to exercise significant influence; and/or
- (b) which directly or indirectly, through one or more intermediaries is under the control of a common shareholder.

NOTES TO THE FINANCIAL STATEMENTS

36. Related parties (cont'd)

Transactions with key management personnel

The key management personnel compensation comprises:

	Group	
	2022	2021
	\$'000	\$'000
Directors' fees	371	348
Short-term employee benefits	8,062	8,032
Defined contribution plans	63	105
	8,496	8,485

37. Employee share option scheme

On 19 May 2014, the shareholders of the Company adopted a share option scheme known as the First Sponsor Employee Share Option Scheme (the "Share Option Scheme") that entitles eligible participants (which include the non-executive directors) to purchase shares in the Company. The Share Option Scheme shall continue in operation for a maximum period of 10 years commencing from 19 May 2014, and may continue for any further period thereafter with the approval of the shareholders by ordinary resolution in general meeting and of any relevant authorities which may then be required.

The Share Option Scheme is administered by the Administration Committee, comprising members of the Remuneration Committee and the Nominating Committee.

The aggregate number of shares which may be offered by way of grant of options to all controlling shareholders of the Company and their respective associates under the Share Option Scheme shall not exceed 25% of the total number of shares available under the Share Option Scheme, with the number of shares which may be offered by way of granting options to each controlling shareholder of the Company and his respective associate not exceeding 10% of the total number of shares available under the Share Option Scheme.

The exercise price of the options granted under the Share Option Scheme shall be determined at the discretion of the Administration Committee and may be:

- (a) set at a discount to a price (the "Market Price") equal to the average of the last dealt prices for the shares on the SGX-ST for the five consecutive market days immediately preceding the relevant date of grant of the relevant option (subject to a maximum discount of 20.0%), in which event, such options may be exercised after the second anniversary from the date of grant of the options; or
- (b) fixed at the Market Price, in which event such options may be exercised after the first anniversary of the date of grant of that option.

Options granted under the Share Option Scheme will have a life span of 10 years.

During the years ended 31 December 2022 and 2021, no options have been granted under the Share Option Scheme.

38. Authorisation of financial statements for issue

The financial statements for the financial year ended 31 December 2022 were authorised for issue in accordance with a resolution of the directors on 10 March 2023.

STATISTICS OF ORDINARY SHAREHOLDING

As at 10 March 2023

Number of Issued Shares ⁽¹⁾ (excluding treasury shares) : 924,170,257 ordinary shares of US\$0.10 each
 Voting Rights : 1 vote per share
 Number of Treasury Shares : Nil

Note:

(1) This includes 307,682 shares held by a wholly-owned subsidiary of the Company

Size of Shareholdings		No. of Shareholders	%	No. of Shares	%
1	- 99	43	2.24	686	0.00
100	- 1,000	741	38.61	377,952	0.04
1,001	- 10,000	871	45.39	2,822,081	0.30
10,001	- 1,000,000	240	12.51	16,789,648	1.82
1,000,001	and above	24	1.25	904,179,890	97.84
Total		1,919	100.00	924,170,257	100.00

TWENTY LARGEST SHAREHOLDERS REGISTERED WITH THE CENTRAL DEPOSITORY (PTE) LIMITED

No.	Name	No. of Shares	%
1	REPUBLIC HOTELS & RESORTS LIMITED	289,844,938	31.36
2	FIRST SPONSOR CAPITAL LIMITED	286,764,270	31.03
3	CITIBANK NOMINEES SINGAPORE PTE LTD	129,166,583	13.98
4	PHILLIP SECURITIES PTE LTD	40,628,039	4.40
5	M&C HOSPITALITY INTERNATIONAL LIMITED	36,402,658	3.94
6	DBS NOMINEES PTE LTD	29,612,473	3.20
7	DBS VICKERS SECURITIES (S) PTE LTD	23,533,022	2.55
8	ARARAT HOLDINGS LIMITED	10,537,587	1.14
9	MAGNIFICENT OPPORTUNITY LIMITED	9,808,562	1.06
10	NEO TECK PHENG	9,109,907	0.99
11	HO HAN LEONG CALVIN	7,700,000	0.83
12	HOCKSONS PTE LTD	6,304,571	0.68
13	HO HAN KHOON ALVIN	4,000,000	0.43
14	UNITED OVERSEAS BANK NOMINEES (PRIVATE) LIMITED	3,234,656	0.35
15	JCL CAPITAL PTE LTD	3,223,000	0.35
16	RAFFLES NOMINEES (PTE) LIMITED	2,553,766	0.28
17	HO HAN SIONG CHRISTOPHER	2,072,500	0.22
18	LEE SAU HUN	1,800,000	0.19
19	KGI SECURITIES (SINGAPORE) PTE. LTD	1,701,800	0.18
20	ONG KIAN GIAP DANIEL	1,693,500	0.18
Total:		899,691,832	97.34

SHAREHOLDING IN THE HANDS OF THE PUBLIC AS AT 10 MARCH 2023

The percentage of shareholding in the hands of the public was approximately 12.38% of the total number of issued and fully paid-up ordinary shares of the Company. Accordingly, Rule 723 of the Listing Manual of the Singapore Exchange Securities has been complied with.

STATISTICS OF ORDINARY SHAREHOLDING

As at 10 March 2023

SUBSTANTIAL SHAREHOLDERS

	Shares			
	Direct Interest		Deemed Interest	
	Number of Shares	% of Issued Shares	Number of Shares	% of Issued Shares
Mr Ho Han Leong Calvin ⁽¹⁾	7,700,000	0.83	422,226,131	45.69
Mr Ho Han Khoon Alvin ⁽²⁾	4,000,000	0.43	286,764,270	31.03
Mr Neo Teck Pheng ⁽³⁾	11,176,907 ⁽⁴⁾	1.21	307,110,419	33.23
First Sponsor Capital Limited	286,764,270	31.03	-	-
Tai Tak Asia Properties Ltd ⁽⁵⁾	115,450,549 ⁽⁶⁾	12.49	306,775,582	33.19
Tai Tak Industries Pte. Ltd. ⁽⁷⁾	-	-	422,226,131	45.69
Tai Tak Estates Sendirian Berhad ⁽⁸⁾	-	-	422,226,131	45.69
SG Investments Pte. Ltd. ⁽⁹⁾	-	-	422,226,131	45.69
First Sponsor Management Limited ⁽¹⁰⁾	-	-	286,764,270	31.03
TT Properties (Asia) Ltd. ⁽¹¹⁾	-	-	286,764,270	31.03
Republic Hotels & Resorts Limited	289,844,938	31.36	-	-
M&C Hotel Investments Pte. Ltd. ⁽¹²⁾	-	-	289,844,938	31.36
M&C Hospitality International Limited ⁽¹³⁾	36,402,658	3.94	289,844,938	31.36
M&C Singapore Holdings (UK) Limited ⁽¹⁴⁾	-	-	326,247,596	35.30
Millennium & Copthorne Hotels Limited ⁽¹⁵⁾	-	-	326,247,596	35.30
Agapier Investments Limited ⁽¹⁶⁾	-	-	326,247,596	35.30
Singapura Developments (Private) Limited ⁽¹⁷⁾	-	-	326,247,596	35.30
City Developments Limited ⁽¹⁸⁾	-	-	326,247,596	35.30
Hong Leong Investment Holdings Pte. Ltd. ⁽¹⁹⁾	-	-	326,247,596	35.30

Notes:

- Mr Ho Han Leong Calvin, the Company's Non-Executive Chairman, is treated as having an interest under Section 4 of the SFA in (a) the Shares held directly by First Sponsor Capital Limited ("FSCL"), (b) the Shares held directly by Tai Tak Asia Properties Ltd ("TTAPL") and in which TTAPL is treated as having an interest under Section 4 of the SFA and (c) the Shares in which Chengdu Tianfu Properties Ltd. ("CTF") is treated as having an interest under Section 4 of the SFA, which are 286,764,270 Shares, 422,226,131 Shares and 20,011,312 Shares respectively. These three entities are entities in which he is entitled to exercise or control the exercise of not less than 20 per cent. of the votes attached to the voting shares thereof. Please refer to note 5 below for the details on the Shares in which TTAPL and CTF are treated as having an interest under Section 4 of the SFA. He is also treated as having an interest in the Shares held indirectly by Tai Tak Industries Pte. Ltd. ("TTI"), Tai Tak Estates Sendirian Berhad ("TTESB"), SG Investments Pte. Ltd. ("SGI"), First Sponsor Management Limited ("FSML") and TT Properties (Asia) Ltd. ("TTPA"), in which he is entitled to exercise or control the exercise of not less than 20 per cent. of the votes attached to the voting shares thereof.
- Mr Ho Han Khoon Alvin, an alternate director to the Company's Non-Executive Chairman, is treated as having an interest under Section 4 of the SFA in the Shares held directly by FSCL and indirectly by FSML and TTPA, in which he is entitled to exercise or control the exercise of not less than 20 per cent. of the votes attached to the voting shares thereof, which is 286,764,270 Shares.
- Mr Neo Teck Pheng, the Group Chief Executive Officer and Executive Director, is treated as having an interest under Section 4 of the SFA in the Shares held directly by FSCL, Ararat Holdings Limited and Magnificent Opportunity Limited, which are 286,764,270 Shares, 10,537,587 Shares and 9,808,562 Shares, respectively. These three entities are entities in which he is entitled to exercise or control the exercise of not less than 20 per cent. of the votes attached to the voting shares thereof. He is also treated as having an interest under Section 4 of the SFA in the Shares held indirectly by FSML, in which he is entitled to exercise or control the exercise of not less than 20 per cent. of the votes attached to the voting shares thereof.
- Includes 2,067,000 Shares held via United Overseas Bank Nominees (Private) Limited.

STATISTICS OF ORDINARY SHAREHOLDING

As at 10 March 2023

- (5) TTAPL is treated as having an interest under Section 4 of the SFA in (a) the Shares held by FSCL directly and (b) the Shares held by CTF via DBS Vickers Securities (S) Pte Ltd, which are 286,764,270 Shares and 20,011,312 Shares, respectively. TTAPL is entitled to exercise or control the exercise of not less than 20 per cent. of the votes attached to the voting shares of FSCL and CTF.
- (6) Includes 115,000,000 Shares held via Citibank Nominees Singapore Pte Ltd.
- (7) TTI is treated as having an interest under Section 4 of the SFA in the Shares held directly and indirectly by TTAPL, in which it is entitled to exercise or control the exercise of not less than 20 per cent. of the votes attached to the voting shares thereof, which is 422,226,131 Shares.
- (8) TTESB is treated as having an interest under Section 4 of the SFA in the Shares held indirectly by TTI, in which it is entitled to exercise or control the exercise of not less than 20 per cent. of the votes attached to the voting shares thereof, which is 422,226,131 Shares.
- (9) SGI is treated as having an interest under Section 4 of the SFA in the Shares held indirectly by TTESB, in which it is entitled to exercise or control the exercise of not less than 20 per cent. of the votes attached to the voting shares thereof, which is 422,226,131 Shares.
- (10) FSML is treated as having an interest under Section 4 of the SFA in the Shares held directly by FSCL, in which it is entitled to exercise or control the exercise of not less than 20 per cent. of the votes attached to the voting shares thereof, which is 286,764,270 Shares.
- (11) TTPA is treated as having an interest under Section 4 of the SFA in the Shares held indirectly by FSML, in which it is entitled to exercise or control the exercise of not less than 20 per cent. of the votes attached to the voting shares thereof, which is 286,764,270 Shares.
- (12) M&C Hotel Investments Pte. Ltd. ("MHIPL") is treated as having an interest under Section 4 of the SFA in the Shares held directly by Republic Hotels & Resorts Limited, in which it is entitled to exercise or control the exercise of not less than 20 per cent. of the votes attached to the voting shares thereof, which is 289,844,938 Shares.
- (13) M&C Hospitality International Limited ("MHIL") is treated as having an interest under Section 4 of the SFA in the Shares held indirectly by MHIPL, in which it is entitled to exercise or control the exercise of not less than 20 per cent. of the votes attached to the voting shares thereof, which is 289,844,938 Shares.
- (14) M&C Singapore Holdings (UK) Limited ("MSH") is treated as having an interest under Section 4 of the SFA in the Shares held directly and indirectly by MHIL, in which it is entitled to exercise or control the exercise of not less than 20 per cent. of the votes attached to the voting shares thereof, which is 326,247,596 Shares.
- (15) Millennium & Copthorne Hotels Limited ("M&C") is treated as having an interest under Section 4 of the SFA in the Shares held indirectly by MSH, in which it is entitled to exercise or control the exercise of not less than 20 per cent. of the votes attached to the voting shares thereof, which is 326,247,596 Shares.
- (16) Agapier Investments Limited ("AIL") is treated as having an interest under Section 4 of the SFA in the Shares held indirectly by M&C, in which it is entitled to exercise or control the exercise of not less than 20 per cent. of the votes attached to the voting shares thereof, which is 326,247,596 Shares.
- (17) Singapura Developments (Private) Limited ("SDP") is treated as having an interest under Section 4 of the SFA in the Shares held indirectly by AIL, in which it is entitled to exercise or control the exercise of not less than 20 per cent. of the votes attached to the voting shares thereof, which is 326,247,596 Shares.
- (18) City Developments Limited ("CDL") is treated as having an interest under Section 4 of the SFA in the Shares held indirectly by SDP, in which it is entitled to exercise or control the exercise of not less than 20 per cent. of the votes attached to the voting shares thereof, which is 326,247,596 Shares.
- (19) Hong Leong Investment Holdings Pte. Ltd. is treated as having an interest under Section 4 of the SFA in the Shares held indirectly by CDL, in which it is entitled to exercise or control the exercise of not less than 20 per cent. of the votes attached to the voting shares thereof, which is 326,247,596 Shares.

ADDITIONAL INFORMATION ON DIRECTORS SEEKING RE-ELECTION

At the 9th Annual General Meeting

	Mr Ho Han Leong Calvin	Mr Neo Teck Pheng	Mr Wee Guan Oei Desmond	Ms Tan Yee Peng
Date of Appointment	1 October 2007	1 October 2007	6 February 2017	15 March 2023
Date of last re-appointment (if applicable)	20 May 2020	20 May 2020	20 May 2020	-
Age	71	52	52	49
Country of principal residence	Singapore	Singapore	Singapore	Singapore
The Board's comments on this appointment (including rationale, selection criteria, and the search and nomination process)	Mr Ho Han Leong Calvin has continued to discharge his duties as Non-Executive Chairman and Director well and to contribute positively to the Company. The process of succession planning for the Board, appointment of Directors and the re-nomination and re-election of Directors are set out on pages 82 to 84 of the Annual Report.	Mr Neo Teck Pheng has continued to discharge his duties as Group Chief Executive Officer ("Group CEO") and Executive Director well and to contribute positively to the Company. The process of succession planning for the Board, appointment of Directors and the re-nomination and re-election of Directors are set out on pages 82 to 84 of the Annual Report.	Mr Wee Guan Oei Desmond has continued to discharge his duties as Independent Director well and to contribute positively to the Company. The process of succession planning for the Board, appointment of Directors and the re-nomination and re-election of Directors are set out on pages 82 to 84 of the Annual Report.	Ms Tan Yee Peng has continued to discharge her duties as Independent Non-Executive Director and Chairperson of the Audit and Risk Committee ("ARC") well and to contribute positively to the Company. The process of succession planning for the Board, appointment of Directors and the re-nomination and re-election of Directors are set out on pages 82 to 84 of the Annual Report.
Whether appointment is executive, and if so, the area of responsibility	Non-Executive	Executive As the Group CEO, Mr Neo Teck Pheng is responsible for implementing the Group's strategies and policies, and for management, operations and growth of the Group's businesses.	Non-Executive	Non-Executive
Job Title (e.g. Lead ID, AC Chairman, AC Member etc.)	Non-Executive Chairman A member of the Audit and Risk Committee and the Remuneration Committee	Group CEO and Executive Director A member of the Nominating Committee	Independent Director Chairman of the Remuneration Committee	Independent Non-Executive Director Chairperson of the ARC
Professional qualifications	Higher National Diploma in Business Studies, Polytechnic of The South Bank, United Kingdom	Bachelor of Accountancy Degree (First Class Honours), Nanyang Technological University, Singapore	Bachelor of Laws (Honours), University of Nottingham, United Kingdom	Degree in Accountancy (First Class Honours), Nanyang Technological University, Singapore
Working experience and occupation(s) during the past 10 years	<u>January 1984 to present</u> Chief Executive Officer and Director of Tai Tak Estates Sendirian Berhad	<u>October 2007 to present</u> Group CEO and Executive Director of First Sponsor Group Limited	<u>January 2003 to present</u> Partner and Head, Corporate Commercial Practice Group of Rajah & Tann Singapore LLP Please refer to the section relating to "Other Principal Commitments" for further information.	<u>2009 to 2018</u> Nanyang Technological University, Adjunct Associate Professor <u>2022 to present</u> Chief Executive Officer and Executive Director of Hercules Pte Ltd

ADDITIONAL INFORMATION ON DIRECTORS SEEKING RE-ELECTION

At the 9th Annual General Meeting

	Mr Ho Han Leong Calvin	Mr Neo Teck Pheng	Mr Wee Guan Oei Desmond	Ms Tan Yee Peng
Shareholding interest in the listed issuer and its subsidiaries	Please refer to the section titled "Directors' Interests" in the Directors' Statement on page 113 of the Annual Report.	Please refer to the section titled "Directors' Interests" in the Directors' Statement on page 113 of the Annual Report.	Please refer to the section titled "Directors' Interests" in the Directors' Statement on page 113 of the Annual Report.	Nil
Any relationship (including immediate family relationships) with any existing director, existing executive officer, the issuer and/or substantial shareholder of the listed issuer or of any of its principal subsidiaries	Mr Ho Han Leong Calvin and his alternate Director, Mr Ho Han Khoon Alvin are cousins. Mr Ho Han Leong Calvin and Mr Han Han Khoon Alvin are controlling shareholders of the Company.	Mr Neo Teck Pheng is a controlling shareholder of the Company.	No	No
Conflict of interest (including any competing business)	No	No	No	No
Undertaking (in the format set out in Appendix 7.7) under Rule 720(1) has been submitted to the listed issuer	Yes	Yes	Yes	Yes
Other Principal Commitments* Including Directors# * "Principal Commitments" has the same meaning as defined in the Code. # These fields are not applicable for announcements of appointments pursuant to Listing Rule 704(9)				
<ul style="list-style-type: none"> Past (for the last 5 years) 	Nil	Nil	Nil	<ul style="list-style-type: none"> Non-Executive and Independent Director of City Developments Limited Director of Dutech Holdings Limited Viriya Community Services, Honorary Treasurer

ADDITIONAL INFORMATION ON DIRECTORS SEEKING RE-ELECTION

At the 9th Annual General Meeting

	Mr Ho Han Leong Calvin	Mr Neo Teck Pheng	Mr Wee Guan Oei Desmond	Ms Tan Yee Peng
<ul style="list-style-type: none"> • <i>Present</i> 	<ul style="list-style-type: none"> • Chief Executive Officer and Director of Tai Tak Estates Sendirian Berhad 	<p>Nil</p>	<ul style="list-style-type: none"> • Partner and Head, Corporate Commercial and Employment & Benefits Practice Groups of Rajah & Tann Singapore LLP • Non-Executive Chairman, Independent Director and Audit Committee member of Popular Holdings Limited • Non-Executive Director of Spartans Rugby Singapore Limited 	<ul style="list-style-type: none"> • Ministry of Health, Agency for Care Effectiveness, Council member • Vanguard Healthcare Medifund Committee, Member • Vanguard Health Fund Limited, Director • 1FSS Private Limited, Director • Dutech Holdings Pte Ltd, Director • Hercules Pte Ltd, Director • MOH Holdings Pte Ltd, Member of Audit and Risk Committee (non-board position) • Singapore Aerospace Manufacturing Pte Ltd, Director • Ren Ci Hospital, Vice Chairperson of Audit Committee (non-board position) • TSSH Community Fund, Director and Treasurer • Tri-Star Security Pte Ltd, Director • TDCX Inc, Director • Independent Director of Oiltek International Limited • Hupsteel Pte Ltd, Director • Hup Seng Huat Land Pte Ltd, Director • Hoe Seng Huat Pte Ltd, Director • Sheares Healthcare International Holdings Pte Ltd, Director • Sheares Healthcare China Holdings Pte Ltd, Director • Resilience Collective, a mental health charity, Member of Audit and Risk Committee (non-board position)

ADDITIONAL INFORMATION ON DIRECTORS SEEKING RE-ELECTION

At the 9th Annual General Meeting

	Mr Ho Han Leong Calvin	Mr Neo Teck Pheng	Mr Wee Guan Oei Desmond	Ms Tan Yee Peng
Disclose the following matters concerning an appointment of director, chief executive officer, chief financial officer, chief operating officer, general manager or other officer of equivalent rank. If the answer to any question is "yes", full details must be given.				
(a) Whether at any time during the last 10 years, an application or a petition under any bankruptcy law of any jurisdiction was filed against him or her or against a partnership of which he or she was a partner at the time when he or she was a partner or at any time within 2 years from the date he or she ceased to be a partner?	No	No	No	No
(b) Whether at any time during the last 10 years, an application or a petition under any law of any jurisdiction was filed against an entity (not being a partnership) of which he or she was a director or an equivalent person or a key executive, at the time when he or she was a director or an equivalent person or a key executive of that entity or at any time within 2 years from the date he or she ceased to be a director or an equivalent person or a key executive of that entity, for the winding up or dissolution of that entity or, where that entity is the trustee of a business trust, that business trust, on the ground of insolvency?	No	No	No	No
(c) Whether there is any unsatisfied judgement against him or her?	No	No	No	No
(d) Whether he or she has ever been convicted of any offence, in Singapore or elsewhere, involving fraud or dishonesty which is punishable with imprisonment, or has been the subject of any criminal proceedings (including any pending criminal proceedings of which he or she is aware) for such purpose?	No	No	No	No

ADDITIONAL INFORMATION ON DIRECTORS SEEKING RE-ELECTION

At the 9th Annual General Meeting

	Mr Ho Han Leong Calvin	Mr Neo Teck Pheng	Mr Wee Guan Oei Desmond	Ms Tan Yee Peng
(e) Whether he or she has ever been convicted of any offence, in Singapore or elsewhere, involving a breach of any law or regulatory requirement that relates to the securities or futures industry in Singapore or elsewhere, or has been the subject of any criminal proceedings (including any pending criminal proceedings of which he or she is aware) for such breach?	No	No	No	No
(f) Whether at any time during the last 10 years, judgement has been entered against him or her in any civil proceedings in Singapore or elsewhere involving a breach of any law or regulatory requirement that relates to the securities or futures industry in Singapore or elsewhere, or a finding of fraud, misrepresentation or dishonesty on his or her part, or he or she has been the subject of any civil proceedings (including any pending civil proceedings of which he or she is aware) involving an allegation of fraud, misrepresentation or dishonesty on his or her part?	No	No	No	No
(g) Whether he or she has ever been convicted in Singapore or elsewhere of any offence in connection with the formation or management of any entity or business trust?	No	No	No	No
(h) Whether he or she has ever been disqualified from acting as a director or an equivalent person of any entity (including the trustee of a business trust), or from taking part directly or indirectly in the management of any entity or business trust?	No	No	No	No

ADDITIONAL INFORMATION ON DIRECTORS SEEKING RE-ELECTION

At the 9th Annual General Meeting

	Mr Ho Han Leong Calvin	Mr Neo Teck Pheng	Mr Wee Guan Oei Desmond	Ms Tan Yee Peng
(i) Whether he or she has ever been the subject of any order, judgement or ruling of any court, tribunal or governmental body, permanently or temporarily enjoining him or her from engaging in any type of business practice or activity?	No	No	No	No
(j) Whether he or she has ever, to his or her knowledge, been concerned with the management or conduct, in Singapore or elsewhere, of the affairs of:-				
(i) any corporation which has been investigated for a breach of any law or regulatory requirement governing corporations in Singapore or elsewhere; or	No	No	No	No
(ii) any entity (not being a corporation) which has been investigated for a breach of any law or regulatory requirement governing such entities in Singapore or elsewhere; or	No	No	No	No
(iii) any business trust which has been investigated for a breach of any law or regulatory requirement governing business trusts in Singapore or elsewhere; or	No	No	No	No

ADDITIONAL INFORMATION ON DIRECTORS SEEKING RE-ELECTION

At the 9th Annual General Meeting

	Mr Ho Han Leong Calvin	Mr Neo Teck Pheng	Mr Wee Guan Oei Desmond	Ms Tan Yee Peng
(iv) any entity or business trust which has been investigated for a breach of any law or regulatory requirement that relates to the securities or futures industry in Singapore or elsewhere, in connection with any matter occurring or arising during that period when he or she was so concerned with the entity or business trust?	No	No	No	No
(k) Whether he or she has been the subject of any current or past investigation or disciplinary proceedings, or has been reprimanded or issued any warning, by the Monetary Authority of Singapore or any other regulatory authority, exchange, professional body or government agency, whether in Singapore or elsewhere?	No	No	No	No
Disclosure applicable to the appointment of Director only.				
Any prior experience as a director of an issuer listed on the Exchange? If yes, please provide details of prior experience. Please provide details of relevant experience and the nominating committee's reasons for not requiring the director to undergo training as prescribed by the Exchange (if applicable).	Not Applicable	Not Applicable	Not Applicable	<p>Yes</p> <ul style="list-style-type: none"> • 2014 to 2020, Independent Director of City Developments Limited • 2019 to 2021, Independent Director of Dutech Holdings Limited (delisted on 15 October 2021) • 2021 to present, Director of TDCX Inc (listed on NYSE) • 2022 to present, Independent Director of Oiltek International Limited



FIRST SPONSOR GROUP LIMITED

Company Registration No.: 195714

Incorporated in the Cayman Islands on 24 September 2007

19 Lorong Telok
Singapore 049021

cre8
Tel: (65) 63278998